

Click the Link: [US-95 Slide Repair](#)

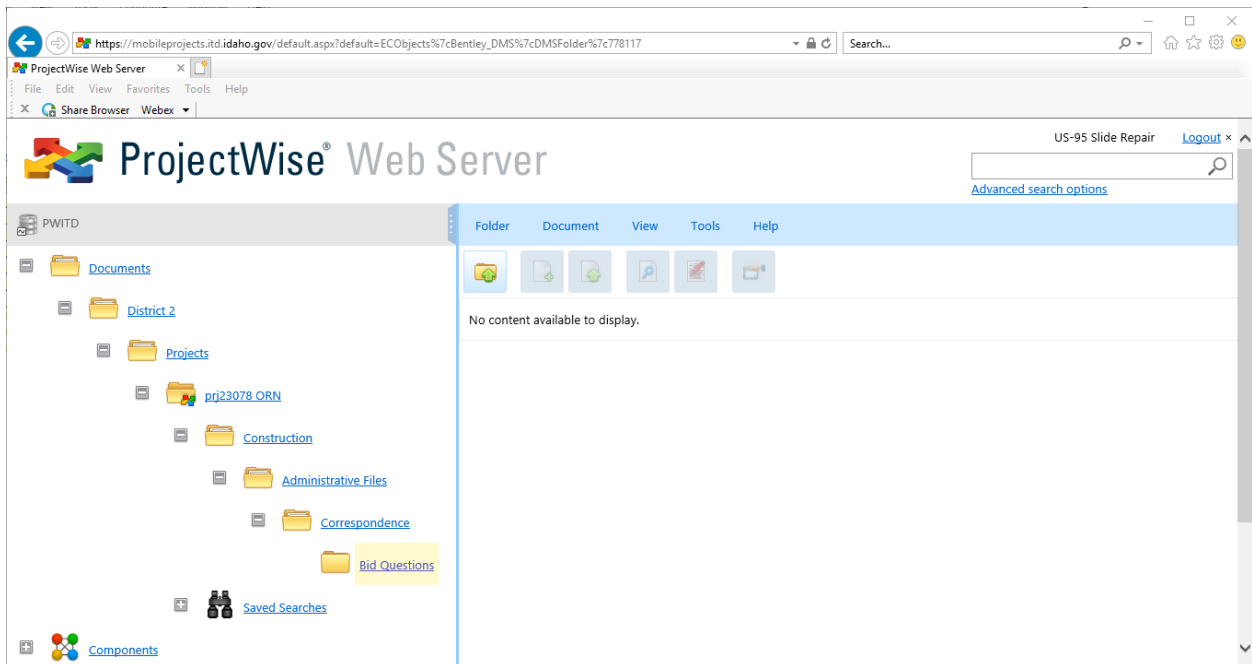
Username: US-95 Slide Repair

Password: prj23078

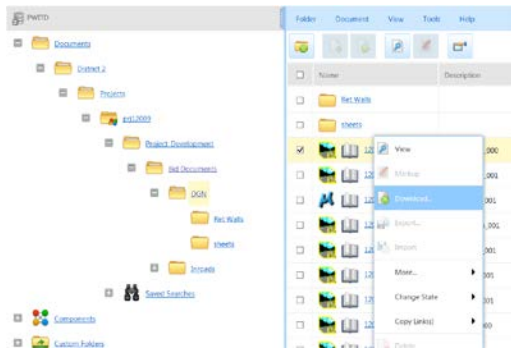


The login form for ProjectWise Web Server includes a logo at the top left. Below it is a 'Location' dropdown menu with 'PWITD' selected. The 'User Name' field contains 'US-95 Slide Repair'. The 'Password' field is masked with dots. A green 'Log in' button is positioned at the bottom right of the form.

You will be directed to the page seen below:

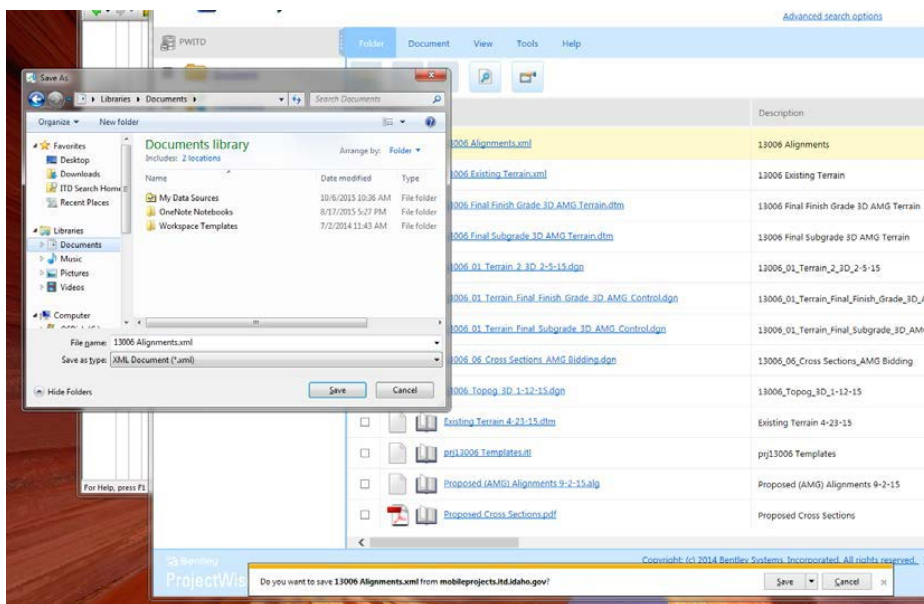


You will then see the documents listed available for download. You will then **Right Click** on the documents and you will see the options listed below



Click **Download**

And the screen should appear as shown below:



Click the down Arrow next to Save and select Save As. The smaller Save As box will appear and you can then select your computers location to save the files.

Repeat these steps for any and/or all additional bid documents