



AGENDA

Regular Meeting of the
Idaho Transportation Board

December 13, 2023

Idaho Chinden Campus
11331 W. Chinden Blvd., Building 8
Boise, Idaho

To listen:

Dial 1-415-655-0003 US Toll

- a. access code: 2633 915 5165
- b. meeting password: 1234

KEY:

ADM = Administration COM = Communications/Highway Safety CIEO = Innovation/Experience
DIR = Director HWY = Highways

		Page #	Time*
Action Item	1. CALL MEETING TO ORDER		8:30
Info Item	2. SAFETY SHARE: Public Information Officer Mattila		
Action Item	3. BOARD MINUTES – November 15, 2023.....	4	
Info Item	4. BOARD MEETING DATES..... Next meeting is on January 24, 2024 in Boise	19	
Action Item	5. CONSENT CALENDAR.....	20	
ADM	___ FY23 certification of receipts and disbursements	21	
HWY	___ COMPASS local program additions	22	
HWY	___ Contracts for award	28	
Info Items	6. INFORMATIONAL CALENDAR		
HWY	___ Contract awards & advertisements	35	
HWY	___ Report on professional services agreements & term agreement work tasks ..	41	
HWY	___ Non-construction professional services contracts	47	
HWY	___ Annual outdoor advertising report.....	48	
HWY	___ Monthly reporting of federal formula program funding through Nov. 27 th ..	50	
ADM	___ FY24 financial statements.....	52	

*All listed times are in MDT and are estimates only. The Board reserves the right to move agenda items and adjust the time schedule. The meeting is open to the public, except for the executive session.

-Attendance is mandatory and lunch cannot be claimed on per diem.



December 13, 2023

Boise, Idaho

Page # Time

7. DIRECTOR'S MONTHLY REPORT: Director Stokes **8:45**

8. AGENDA ITEMS

Information Items

DIR ____ Dealer Advisory Board annual report..... 54 **9:05**
DAB Chairman White

HWY ____ Freight Advisory Committee annual report 55 **9:25**
FAC Chairman Inouye

9. BREAK **9:40**

Action Items

HWY ____ Strategic Initiatives Program Local Transportation Grant Program..... 56 **9:55**
McElhinney/Luekenga (Resolution on page 62)

HWY ____ Board Unallocated Funds for Highway Historical Markers 63 **10:05**
Terlizzi (Resolution on page 66)

Information Item

HWY ____ Transportation Expansion & Congestion Mitigation bond drawdown summary .. 67 **10:15**
King

Action Item

HWY ____ TECM 2024 spring bond sale 69 **10:25**
King (Resolution on page 71)

Information Items

HWY ____ Public Transportation Advisory Council annual report..... 73 **10:35**
PTAC Chairman Luttmann

HWY ____ Public Transportation Office annual report 74 **10:45**
Duran

*All listed times are in MDT and are estimates only. The Board reserves the right to move agenda items and adjust the time schedule. The meeting is open to the public, except for the executive session.

-Attendance is mandatory and lunch cannot be claimed on per diem.



December 13, 2023
Boise, Idaho

Page # Time

10. AGENDA ITEMS (CONT'D)

Information Items

DIR _____ Westenskow	Division of Human Resources annual report	78	10:55
CEAO _____ McCarty	District 2 and 3 Zero Fatalities Award	79	11:15

11. ADJOURNMENT (estimated time) **11:30**

LUNCH: with Local Technical Assistance Council (LHTAC) **11:45**
(Lake Coeur d’Alene Conference Room)

*All listed times are in MDT and are estimates only. The Board reserves the right to move agenda items and adjust the time schedule. The meeting is open to the public, except for the executive session.
-Attendance is mandatory and lunch cannot be claimed on per diem.

REGULAR MEETING
IDAHO TRANSPORTATION BOARD

November 15, 2023

The Idaho Transportation Board met at 8:30 AM on Wednesday, November 15, 2023, in Boise, Idaho. The following principals were present:

James R. Thompson – District 1
Gary Osborn - District 2
Jim Kempton, Member – District 4, Chairman Pro Tem
John Bulger, Member – District 5
Bob Hoff, Member – District 6
Scott Stokes, Director
Chief Deputy/Chief Operations Officer Dan McElhinney
Lorraine Dennis, Executive Assistant to the Board
Gary Luke, Deputy Attorney General

Chairman William (Bill) H. Moad was absent and District 3 Vice Chair Julie DeLorenzo participated remotely.

Call Meeting to Order. Executive Assistant to the Board Lorraine Dennis called the meeting to order. In the absence of the Board Chairman and Vice Chair, Robert's Rules of Order procedures allow for the secretary to open the meeting and conduct an election for a chairman pro tem.

Member Hoff made a motion, seconded by Member Thompson, to elect Member Kempton as Chairman Pro Tem. The motion passed by roll call vote – Member Kempton abstained.

Safety Share. Employee Safety & Risk Manager Randy Danner reported on an incident where an employee fell in hot tar resulting in him burning his forearms. He discussed the importance of wearing appropriate long sleeve safety clothing and demonstrated how staff tested the difference between cotton and polyester. Polyester has a higher melting point than cotton.

Board Minutes. Member Osborn made a motion to approve the minutes of October 17 - 18, 2023, seconded by Member Thompson, and the motion passed unanimously.

Board Meeting Dates. The next meeting is December 13, 2023 in Boise. The Board set the 2024 district board tour meeting dates for April through September.

Consent Items. Chairman Kempton stated due to the high dollar amount over the engineer's estimate for the I-84, South Jerome Interchange project, he would like to remove it from the consent calendar so discussions with the Board can take place.

Member Bulger made a motion to remove I-84, South Jerome Interchange project contract award item, seconded by Member Osborn. The motion passed by roll call vote.

Chairman Kempton scheduled the above item as the first action item on the agenda for staff to present.

Member Osborn made a motion, seconded by Member Hoff, and passed unopposed, to approve the following resolution - with the exception of the I-84, S. Jerome IC contract award:

RES. NO. WHEREAS, consent calendar items are to be routine, non-controversial, self-
ITB23-112 explanatory items that can be approved in one motion; and

WHEREAS, Idaho Transportation Board members have the prerogative to remove items from the consent calendar for questions or discussion.

NOW THEREFORE BE IT RESOLVED, that the Board approves the 2023-24 ITD pending administrative rulemakings, contracts to award, modification of the Rail-Highway Crossing Program, and the Idaho Transportation Department FY23 Annual Report.

1) 2023-24 ITD zero based pending administrative rulemakings. ITD's administrative proposed rule changes were open for another round of public comments (October 4th – 25th) with none received. Seven out of the 19 rules being reviewed are proposed for consolidation into other existing rules. The changes remove redundant chapters and other edits making it more concise. Changes reflected have support from DFM and the Governor's office.

2) Contracts to award. The low bid on the following projects are more than ten percent over the engineer's estimate, requiring justification. On KN#20384, SH-55 Fleming Creek Bridge, District 3 – Knife River \$6,511,315; KN#22882, 3800 N. & US-93, Filer Highway District, LHTAC(4) – Summit Construction \$1,199,958.73; KN#20462 FY24 bridge repair, District 2 – N.A. Degerstrom \$1,253,384; KN#22874 rapid flashing beacons, CDA, LHTAC(1) – Selland Construction \$880,772; KN#22746SIA, I-84 Cole & Overland lighting, District 3 – Quality Electric \$387,063; and KN#12098, Center Street Railroad Bridge underpass, LHTAC(5) – Cannon Builders \$6,370,323.90.

3) Rail-Highway Crossing Program (RHCP) modification. In accordance with Board Policy 5011 and Administrative Policy 5085, staff requests approval to adjust the RHCP to delay and move funding for KN#23971, S. Cole Road project to FY25 for \$695,000. And add a new project, SH-38, RRX, Malad City to FY24 for \$695,000.

4) ITD FY23 Annual Report. In follow up to last month's board presentation, staff is seeking approval for ITD's FY23 Annual Report. The report was revised to include feedback received from the Board. The four-page report includes historic information on eight TECM

corridor capacity improvement projects, reports on customer service, performance measures, employee-driven innovation, financial information, and a look forward from 2024 to 2028.

Informational Items.

1) Contract awards and advertisements. There were five ITD and two Local contracts awarded that did not require Board approval for the month of October 2023. Year to date, from October 1, 2023 to October 30, 2023, nine ITD and five Local contracts were bid, of which four ITD and three Local contracts requiring Board approval were awarded.

The list of projects currently under advertisement was provided.

2) Monthly report of federal formula program funding through October 30. Idaho received \$127.8 million in obligation authority (OA) through September 17th via a continuing resolution. It includes \$35.3 million of Highway Infrastructure General Funds and \$45 million in Bridge Formula funds. FY24 OA through November 17 is 27.9% of apportionments. Allotted program funding is through September 2024 is \$708 million with \$161 million remaining as of October 23, 2023.

3) Professional services agreements and term agreement work tasks report. From September 25, 2023 to October 22, 2023, 19 new professional services agreements and work tasks were processed, totaling \$3,315,119. Four supplemental agreements to existing professional services agreements were processed during this period for \$874,001.

4) FY25 budget revision #1 Statewide Cost Allocation Plan (SWCAP) adjustment. The SWCAP amount for the FY25 budget revision #1 is \$2,494,900. Last month's reporting had a placeholder amount of \$150,000. The total increase for SWCAP is \$2,644,900 with a grand total of \$55.2 million for FY25 base adjustments. The FY25 total program funding is \$1.135 billion.

Director's Monthly Report. Director Stokes stated ITD has 162 Veterans and thanked them for their service in honor of Veteran's Day by playing a video highlighting their photos.

Director Stokes reported the Governor's new Director of Operations and Transportation Advisor Lori Wolff will be introducing herself after his report. He expressed the importance of staying connected with the Governor's Office and his appreciation for her leadership.

Other highlights from the Director's report included an update on the recent Joint Finance and Appropriations Committee briefing and tour of the ITD State Street Campus. Legislators had several questions about ITD's relocation to the Chinden Campus. ITD recently partnered with the Department of Agriculture in the Quagga Mussels mitigation effort along the Snake River near Shoshone Falls. Staff from three districts and five loaders were deployed to help with the effort. Idaho's National Electric Vehicle Infrastructure (NEVI) baseline plan was approved by FHWA in September. In October the recently formed statewide advisory group held its kickoff meeting with another planned for December. They are developing a request for grant applications as part of a pilot program – possible locations include Lewiston, Bliss and Pocatello.

ITD's Office of Highway Safety is partnering with the Department of Health and Welfare to reduce traffic injuries by forming the Injury Prevention Collective. It will include behavioral health needs within the community to reduce impaired and distracted driving. They are planning a pilot project in Magic Valley. DMV partnered with Parks and Recreation to print RV registration stickers in response to customers reporting the stickers were deteriorating from sun exposure. It led to \$65,000 cost savings. ITD launched its gearing up for winter campaign. Director Stokes shared an ITD video created to increase awareness around winter driving.

In response to Chairman Kempton's question about the NEVI pilot program, Director Stokes stated that it is included in ITD's state plan that was recently approved by FHWA.

Introduction and Update: Governor's Office of Director of Operations and Transportation Advisor Lori Wolff. Governor's Office Director of Operations and Transportation Advisor Lori Wolff introduced herself and shared her 20 years of state service background. She stated the Governor's priorities in transportation through the Leading Idaho and Building Idaho initiatives reflect some of the largest investments in transportation and infrastructure. Noting Idaho is one of the fast-growing states in the country. For the future, the department can continue to see support for road and bridge projects as the Governor finalizes his recommendation for the legislature.

Members of the Board shared welcoming remarks underscoring the importance of communication and the good working relationship they have with the Governor's Office.

Idaho's Rail-Highway Crossing Program Annual Report. Senior Transportation Planner Blaine Schwendiman presented Idaho's Rail-Highway Crossing Program Annual Report. Some highlights included there are 12 railroad companies operating in Idaho with 1225 public motorized and six non-motorized, of which 1089 are at-grade (336 active warning and 753 passive warning devices). Idaho Operation Lifesaver (IOL) works with law enforcement and railroad owners to educate the public on the safe use of railway crossings. ITD provides an annual state funded grant for IOL and a state coordinator position. Annually, ITD receives \$2 million from Federal Section 130 funding and dedicates \$250,000 through Idaho's State Rail Protection Account fund. The Rail Operations and Safety Team (ROAST) is responsible for selecting crossing projects. The five-year fatality incident average from 2018 – 2022 was only 0.20 to 1. In FFY23, 17 projects were obligated using RHCP funds. In 2022, ITD received an additional \$8 million through a state funded one-time Governor's Leading Idaho Initiative – 16 projects were programmed for FY23.

In response to Member Bulger's question regarding Section 130 funding, STP Schwendiman replied those are federal funds that the state is responsible for. Federal funds are used first then balanced with state funds. ITD receives about \$2 million annually.

In response to Member Hoff's question about rail company participation and if projects are on state highways, STP Schwendiman stated companies try to share in costs when possible. Fund can be used on any public crossing regardless of location.

Chairman Kempton inquired about the type of projects, many of which were for signing and signalization. STP Schwendiman stated the ROAST Team determines the type of needed improvements. Projects that require surface improvements are an example of when rail companies share in costs. Chairman Kempton commented that coordination with these companies have been lacking in the past. STP Schwendiman agreed and offered relationships with the rail companies are making significant improvements.

Annual Update on ITD's Research Program. Research Program Manager Ned Parrish provided an overview on ITD's research program. Some highlights included at least 25% of Statewide Planning and Research (SPR) funds must be used for research, development and technology transfer. ITD's Research Advisory Council (RAC) selects projects and sets funding priorities. The FFY24 Research Program budget is \$2.35 million (12% is state funding), of which 40% are for research projects and 22% are pooled fund projects.

Senior Research Analyst Amanda Laib reported on recently completed and active research projects and projects for 2024. Some highlights included there were six recently completed projects ranging from motor vehicle service's delivery analysis of Idaho's model and policy alternatives to bees and butterflies in roadside habitats to identify patterns, protecting Monarchs and informing management. There are seven active research projects such as, Idaho Truck Parking Availability, Use and Need Study and geotechnical asset management for rock slopes and rockfall risk assessment. Some of the new research projects for 2024 included annual average daily traffic (AADT) estimation and validation tools for local off-system public roads and breaking down commercial motor vehicle crashes – main causes.

RPM Parrish summarized the 35 Pooled Fund (shared with FHWA and other states) projects, the National Cooperative Highway Research Program (NCHRP) funding (ITD contributed \$398,906 in FY23), program support for 15 American Association of State Highway and Transportation Officials (AASHTO) technical service programs, and the Technology Transfer (T2) Program.

In response to Member Hoff's question about how many staff does the program have, RPM replied two; however, they rely on project sponsors to help guide and assist.

Chairman Kempton commented on the AADT metric for public roads in rural areas. He stated with low AADT it is not necessarily a guide for maintenance by itself. There are more efficient ways of doing it. AADT is only one determinate for rural areas.

2023 Operations Review of 80 MPH Interstate Corridors. Traffic Operations Engineer Kevin Sablan provided a background, summary of operation since the implementation of the 80 MPH speed limits, crash data, and an upcoming research project. Some highlights included in 2014, ITD implemented 80 MPH speed limits on Interstate Highways 15, 84, and 86 – 70 MPH for trucks. Traffic operations staff reviews speeds, vehicle differential speeds and crash rates on these routes annually. Immediately following the implementation, speeds increase to 82.5 MPH

over the 85th percentile speed, and currently are around 85 MPH on average. Differential speeds now ranges between 10 to 12 MPH. Fatal and serious injury crash rates have remained relatively constant from prior crash performance when raising the speed limit from 75 to 80 MPH. Traffic Engineer Sablan reviewed comparative 85th percentile speed data (pre and post speed limit change) from current year and from 2011 to July 2023. Most routes showed increases in summer and decreases in winter, but overall with some speed increase. Total Interstate crashes have shown some increases with decreases during the pandemic; however, in comparison to national rates, Idaho is the same or better. A research project is underway to examine commercial motor vehicle crash data to determine common causes and develop countermeasures. The one-year study's budget is \$100,000.

Member Bulger commented that I-86 is a shorter stretch of road and questioned if the crash data calculations can apply miles driven versus roadway miles. Traffic Engineer Sablan responded that calculations are based on the number of crashes and traffic volumes. The crash numbers show an increase; however, the frequency is about the same rate. From that perspective, the operations of the highway have remained the same.

Chairman Kempton expressed an observation of general aggressive driving attitudes. Traffic Engineer Sablan stated speeds have increased from 3 to 5 MPH over the posted speed limit – offering some reasons could be due to enforcement or improvements in vehicles and roadway design that handle higher rates of speed travel.

In response to Member Hoff's question about why crash data for I-90 has increased, Traffic Engineer Sablan replied it is contributed to the geometry of the highway with vertical changes and more challenging roadway to navigate.

Office of Highway Safety – Backseat Driver's Manual. Grants Officer Tabitha Smith introduced the One Stone High School Students' Sam Walker and Ella Cornett who co-presented background and research performed that led to the Backseat Driver's Manual. The Office of Highway Safety provided the grant funding for this two-year project. Some highlights included they conducted interviews to gather insight on creating a "How Might We" statement as a solution to mitigate distracted driving on Idaho's roadways. Of the top three ideas generated, creating the manual to help change road habit behaviors was the best. As a result of testing and feedback, two manual editions were created - ages 3 to 7 and ages 7 -11, to target learning levels. They plan on printing and distributing the manuals.

The Board commended the students for their work and creativity.

4th Annual ITD/AGC Excellence in Construction Partnering Award Presentation. CD/COO McElhinney reported there were 29 applications submitted for the various awards and introduced the judging panel.

Idaho's Associated General Contractors Executive Director Wayne Hammond spoke of the importance of partnership between ITD and the contractors underscoring the high level of communication throughout the entire contract construction process and the great results.

Senior Public Information Officer Angie Heuring presented the 13 top gold awards to ITD staff and the various contractors. She provided an overview of the winning projects and shared a video highlighting them. There were also 13 silver awards and three bronze awards that were not presented but recognized for excellence.

State Fiscal Year 2024 Financials. Controller Justin Collins provided the FY24 first quarter financial report summarizing revenue and expenditure activity. Some highlights included trends for the State Highway Fund show overall revenues are ahead of forecast with federal aid outpacing actuals from \$113.8 million to \$158.7 million. The Highway Distribution Account revenue is \$62.9 million. In comparison to FY23 year-to-date, expenditures for the State Highway Fund in contract construction are \$68 million more which reflects the delivery of those programmed projects. Revenues for the State Aeronautics Fund are ahead of forecast with increases in aviation fuel. There has been a slightly increase in personnel expenditures with no capital facilities expenses this first quarter. The Transportation Expansion & Congestion Mitigation (TECM) revenue is slightly under forecast at \$30.9 million and reporting \$10.4 million in expenses and \$20.8 million paid for debt service. The Strategic Initiative Program Fund balance as of September 30 is \$281 million. Interest revenue for the SIP Fund will be updated when data is available. Bond process expenses are \$7.4 million for GARVEE and \$46.5 million for TECM. The CARES Act Funding for FY24 year-to-date is \$400,000. Controller Collins summed up his report stating revenues are ahead of forecast from previous years and the capital facilities program are delivering on projects.

Spring 2024 Bond Sale and Market Update. TECM Engineering Manager Shawna King presented project readiness and projects proposed within the three categories (new construction, additional design and right-of-way, and new design) for inclusion in the spring 2024 bond sale. Some highlights included there are six new construction projects totaling \$378 million (represents 70% of the construction costs). The I-84 Burley and Heyburn Interchanges projects will utilize State pay-as-you go funds until the bond sale, when we can convert the payment to bond funds, and the I-90, SH-41 to US-95-West project will be held for advertisement until fall 2024 with a spring 2025 construction start. There are two additional design and right-of-way projects totaling \$14 million. These projects used \$38 million of previously bonded funds. There are three projects in the new design category, totaling \$8 million. These are three of the new projects that Board approved at the September board meeting. The grand total for the proposed bond amount is up to \$400 million. TECM EM King noted there is a draft resolution included for the Board's review prior to taking action next month.

Controller Justin Collins provided an overview of the TECM bond structure. Some highlights included the TECM bond program is rated at AA+ for a term of 25 years for each series. Bonds are sold as close as possible to the contract awards to meet the 6-month draw

down requirements. The finance team met October 31 to discuss timing, supply, and pricing versus closing dates. The team includes Citigroup and the Idaho Housing and Finance Association (IHFA). There is 45-days prior to the sale of the bond to lock in pricing to help mitigate draw down requirements. There was some consideration to split up the sale into two bond sales. The interest rate is estimated at 5.00%. Next steps are to seek Board approval next month authorizing the bond sale for early March 2024. The IHFA Board will seek approval next month to initiate the bond sale.

In response to Member Osborn's question about Citigroup's interest to split the proposed bond issuance into two sales, Controller Collins stated Citigroup believes two sales could be a reasonable option, especially with their current forecast of lower interest rates later in calendar year 2024. However, timing and project readiness will need to be considered in determining whether or not ITD selects this option.

Highway Historical Markers. Environmental Manager Wendy Terlizzi provided the history and three phases for the Highway Historical Markers (HHM) replacement project. Some highlights included - in partnership with the Idaho Historical Society, Idaho began using highway markers in 1956. The program was formally established in 1965 and revitalized in 1996. In 2021, the Board approved \$672,100 for projects to replace and upgrade signs. Of the 270 HHM statewide, 117 are either in poor condition or missing. To replace and update the remaining 153 HHM, \$336,400 of funding is needed. ITD created new HHM to address contemporary topics and plans to install 100 in missing and new locations statewide. The new HHM design was on display. The project would be funded over a 3-year period.

In response to Member Thompson's question about a record of the missing HHM, EM Terlizzi stated a HHM book was created in the 1990s, so they have some archives. Member Bulger noted the Historical Society has a reproduction with photos posted on its website.

In response to Chairman Kempton's question regarding total costs for the project, EM Terlizzi replied it is over \$900,000 for the 3-year project that is included in the program.

Member Osborn inquired if the signs are made in-house. EM Terlizzi confirmed the new signs and graphics are developed by ITD's sign shop.

In response to Member Bulger's question about what happens to the signs being replaced, EM Terlizzi stated, as ITD property, staff needs to look into the required deposit. Member Hoff commented Board member are not allowed to bid on state property.

Strategic Initiatives Program Local Transportation Grant Program (LTGP). CD/COO McElhinney stated ITD received 127 applications totaling over \$293 million. He reviewed the provisions of Idaho Code and the \$50 million available for each of the two population-based Categories (totaling \$100 million). Extra outreach was conducted in consultation with the MPO directors for a more detailed focus on scope and other factors. He thanked the various staff and stakeholders.

Planning Manager Scott Luekenga provided background on the LTGP program, reviewed the application review process and proposed projects summarizing funding amounts, and discussed next steps. Some highlights included there were 20 applications received for Large Urban (Category 1) totaling \$123.7 million and 107 applications for Small Urban/Rural (Category 2) totaling \$169.6 million for a grand total of \$293.3 million. Applications far outpaced available funding. Requested projects ranged from bridge and pavement rehabilitation to paving gravel roads. The recommended proposed projects for Large Urban included 11 awards and 37 for Small Urban/Rural for a grand total of 48 out of the 127 applications. The highest distribution of total proposed project awards are in District 3 (28.85%), District 4 (16.14%), and District 1 (15.47%). ITD will seek Board approval next month. Letters of award will follow with initiating agreements and fund distribution in January 2024.

Vice Chair DeLorenzo thanked staff and the stakeholders for their efforts and she hopes the legislature continues to make this program available.

Lunch with the Trucking Advisory Council. The Board recessed for lunch at 12:10 PM. and reconvened at 1:30 p.m.

Trucking Advisory Council (TAC) Annual Report. TAC Chairman John Pocock reported on activities that took place throughout the year such as joint meetings, tours and topics of interest discussed by the TAC. Some highlights included the TAC held a joint session with the Freight Advisory Committee in February. In May, the TAC met at the Declo Port of Entry and was able to observe operations such as the new Tire Anomaly Detection System. Chairman Pocock stated, when tire issues are discovered, service calls can be expensive and would prefer that truckers be given the option to go to a shop instead. Other topics highlighted were on CARB and electric vehicle impacts (new EV requirements can have significant impacts to Idaho), district partnerships on maintenance needs, bike safety on rural roads (creating educational curriculum with the Walk Bike Alliance and shared a simulated truck/bike video), expansion of 129,000 pounds truck routes (desire to expand across the state), speed limiters proposal (68 mph factory default), use of CB radios (advocate to reinstate), and truck parking (use of electronic signs displaying availability). In respect to 129K truck routes, Chairman Pocock reiterated that because of the weight distribution of greater axles for heavier trucks, they have a lighter footprint on the roadway and carrying greater loads reduces the number of trips. The cost to conduct engineering studies, currently required for 129K pound route requests, are expensive.

Chairman Kempton commented on the 129K pound route criteria that currently requires an engineer's study per statute. It ties into reasonable protection within these highway districts in terms of liability and safety, so decisions cannot be made without a study. It also provides due process for commissioner's review. He recommended working with the legislature if seeking changes.

South Jerome Interchange Contract Award (moved from the consent items). Engineering Manager Scott Malone provided information on the South Jerome IC that was bid October 3rd for a low bid of \$54.4 million – 37% over the engineers estimate (EE). There were two bidders on the project of which one was an irregular bid. The low bidder (Western Construction) is the same contractor for an adjacent project who has a working relationship with local stakeholders. Construction would commence fall 2023 and winter 2024. Additional funding was identified through statewide balancing.

Member Thompson stated although the project was over the EE by 37%, he did not have any reservations because of the difference on how ITD and the contractors bid projects. ITD uses past pricing versus contractors' real estimating pricing.

In response to Member Bulger's question about what comprised the \$14 million difference, EM Malone replied some of the main items that contributed to the difference was excavation, granular borrow (closest source to the project is over 40 miles away), storm sewer pipping, illumination and electrical parts.

Vice Chair DeLorenzo, Member Osborn, and Member Hoff stated supporting comments about presenting projects that are significantly over the EE and high dollar amounts versus approval via consent calendar. They appreciate the opportunity to discuss giving the project review their due diligence.

CD/COO McElhinney offered last year's number of bids totaled about \$660 million averaging three bidders per project all under 11% of the EE. Staff is in close communication with contractors and is in good shape against inflation.

In response to Member Bulger's question about other estimating methodologies, CD/COO McElhinney replied the district engineer's team gathers information from the state estimator on major items and materials. It is difficult to know what type of unit pricing and risk that the contractors include. ITD is confident in its estimating and believes they are in good shape. Member Bulger inquired about lessons learned. CD/COO McElhinney stated lessons learned are incorporate into their weekly meetings when discussing capacity and risk management.

Member Osborn made a motion, seconded by Vice Chair DeLorenzo, and passed unopposed by roll call vote to approve the following resolution:

RES. NO. WHEREAS, the Idaho Transportation Board supports the ITD mission of safety,
ITB23-113 mobility, and economic opportunity; and

WHEREAS, it is in the public interest for ITD to construct this project; and

WHEREAS, ITD has the additional funds to add to this project.

NOW THEREFOR BE IT RESOLVED, that the Board approves the I-84, South Jerome Interchange project be awarded to Western Construction for the bid amount of \$54,397,271.35.

Local Advance Wetland Mitigation - Upper Snake River Watershed Project. Program Control Manager Colleen Wonacott presented the request to add a local advance wetland mitigation, Upper Snake River Watershed project to the FY24 – 30 ITIP in FY24 for \$75,000. The three proposed development projects are located within Bureau of Land Management (BLM) lands. The project will be in cooperation with BLM who has approved and included it in their management plan. The project will be in three phases – Pasture 9 of the Ker Shoshone Creek, Upper Mule Creek and Rock Cabin Spring.

Member Hoff made a motion, seconded by Member Bulger, and passed unopposed by roll call vote to approve the following resolution:

RES. NO. WHEREAS, the Idaho Transportation Board supports the Idaho Transportation
ITB23-114 Department’s mission of safety, mobility, and economic opportunity; and

WHEREAS, Board Policy 4028 directs the Idaho Transportation Department’s to coordinate with the Local Highway Technical Assistance Council on Federal Aid project selection processes; and

WHEREAS, The Local Highway Technical Assistance Council (LHTAC) is proposing to collaborate with the BLM to provide wetland mitigation for future LHTAC projects with the proposed development of three advance wetland mitigation projects within the Upper Snake River watershed; and

WHEREAS, having a project in the ITIP/STIP provides maximum flexibility to work with partner agencies as funding is secured and reduces the schedule and timing risks associated with complex projects; and

NOW THEREFORE BE IT RESOLVED, that the Board approves the addition of the Local Advance Wetland Mitigation, Upper Snake River Watershed project to the approved FY2024-FY2030 ITIP and approved FY2023-2029 STIP and program of a total of \$75,000 in FY24.

Agreement Authority for I-84, South Jerome Interchange. State Design Engineer Monica Crider presented the request for professional services agreement authority for the I-84 South Jerome Interchange (IC) project by Horrocks Engineers. The project replaces the IC at I-84, Exit 168, improving both the west and east bound lanes. Utilities and canal work is anticipated to start in December. Currently, there is \$4.2 million obligated for all construction services by consultants.

Member Osborn made a motion, seconded by Member Thompson, and passed unopposed by roll call vote to approve the following resolution:

RES. NO. WHEREAS, Board Policy 4001 requires the Transportation Board to approve
ITB23-115 professional services agreements that exceed \$1 million; and

WHEREAS, District 4 will administer this project; and

WHEREAS, the funding has been identified and is obligated for this agreement.
NOW THEREFORE BE IT RESOLVED, that the Board approves Key No. 19338, I-84,
South Jerome Interchange, Jerome Co to exceed the \$1,000,000 agreement
authorization for consultant services up to \$3,750,000.

Agreement Authority for SH-55 North Fork of the Payette River, Rainbow Bridge Project (by Delve Underground). Design Engineer Crider presented the request for professional services agreement authority for the SH-55 North Fork of the Payette River, Rainbow Bridge project by Delve Underground. The project replaces a poor condition bridge by building a new bridge on an offset to preserve the existing historic Rainbow Bridge. Phase 1 is for geotechnical related services and Phase 2 for bridge foundation investigation and various design services. Currently, there is \$4.73 million scheduled for design service by consultants.

Vice Chair DeLorenzo made a motion, seconded by Member Bulger, and passed unopposed by roll call vote to approve the following resolution:

RES. NO. WHEREAS, Board Policy 4001 requires the Transportation Board to approve
ITB23-116 professional services agreements that exceed \$1 million; and

WHEREAS, District 3 will administer this project; and

WHEREAS, the funding has been identified and is scheduled for this agreement.

NOW THEREFORE BE IT RESOLVED, that the Board approves Key No. 23187, SH
55, North Fork of the Payette River, Rainbow Bridge to exceed the \$1,000,000
agreement authorization for consultant services by Delve Underground up to
\$1,550,000.

Agreement Authority for SH-55 North Fork of the Payette River, Rainbow Bridge Project (by Modjeski and Masters). Design Engineer Crider presented the request for professional services agreement authority for the SH-55 North Fork of the Payette River, Rainbow Bridge project by Modjeski and Masters. The project replaces a poor condition bridge by building a new bridge on an offset to preserve the existing historic Rainbow Bridge. In February 2023, the consultant was selected to provided design services including preliminary design, geotechnical report, final design and planning, specifications and estimates (PS&E). Currently, there is \$4.73 million scheduled for design service by consultants.

Vice Chair DeLorenzo made a motion, seconded by Member Bulger, and passed unopposed by roll call vote to approve the following resolution:

RES. NO. WHEREAS, Board Policy 4001 requires the Transportation Board to approve

ITB23-117 professional services agreements that exceed \$1 million; and

WHEREAS, District 3 will administer this project; and

WHEREAS, the funding has been identified and is scheduled for this agreement.

NOW THEREFORE BE IT RESOLVED, that the Board approves Key No. 23187, SH 55, North Fork of the Payette River, Rainbow Bridge to exceed the \$1,000,000 agreement authorization for consultant services by Modjeski and Masters up to \$3,180,000.

Agreement Authority for I-84 Karcher Interchange, Karcher to Middleton Road Project. Design Engineer Crider presented the request for professional services agreement authority for the I-84 Karcher Interchange, Karcher to Middleton Road project by Horrocks. The scope is to improve the safety and mobility at the I-84 Karcher IC, Exit 36. The project includes bicycle and pedestrian improvements and traffic signal modifications. In July 2023, the Board approved \$1.6 million for construction, engineering and inspection services (CE&I); however, due to the bid resulting in one irregular bid, the project will need to be readvertised. Because of the delay, the estimated cost increased to approximately \$2.2 million.

Vice Chair DeLorenzo made a motion, seconded by Member Hoff, and passed unopposed by roll call vote to approve the following resolution:

RES. NO. WHEREAS, Board Policy 4001 requires the Transportation Board to approve
ITB23-118 professional services agreements that exceed \$1 million; and

WHEREAS, District 3 will administer this project; and

WHEREAS, the funding is available and obligated for these services.

NOW THEREFORE BE IT RESOLVED, that the Board approves Key No. 23336, I 84, Karcher IC, Karcher to Middleton Road, Canyon Co to exceed the \$1 million agreement authorization for consultant services up to \$2,200,000.

Agreement Authority for SH-16 Ustick Road to US-20/26 Project. Design Engineer Crider presented the request for professional services agreement authority for the SH-16 Ustick Road to US-20/26 project by HMM. The TECM project Phase 2 includes three new bridges, a 4-lane controlled access highway with two signalized intersections. In February 2023, the Board approved \$2.5 million for the first two years of CE&I services. The requested increase in authorization for the two separately yearly agreements of \$2.4 million brings the total authorization to \$4.9 million for all construction services by consultants.

Member Osborn stated funds for the last five items have all been available, to which Director Stokes added that the funding was already approved. This process is to satisfy the policy requirements for approving contracts (per Board Policy 4001).

Vice Chair DeLorenzo made a motion, seconded by Member Bulger, and passed unopposed by roll call vote to approve the following resolution:

RES. NO. WHEREAS, Board Policy 4001 requires the Transportation Board to approve
ITB23-119 professional services agreements that exceed \$1 million; and

WHEREAS, TECM Bonding Office will administer this project; and

WHEREAS, the funding is available and obligated for these services.

NOW THEREFORE BE IT RESOLVED, that the Board approves Key No. 23408, SH 16, Ustick Road to US 20/26, Ada and Canyon counties to exceed the \$1 million agreement authorization up to \$4,900,000.

Agreement Authority for SH-16 Franklin Road to Ustick Road Project. Design Engineer Crider presented the request for professional services agreement authority for the SH-16 Franklin Road to Ustick Road project by HMM. The TECM project Phase 2 includes three new bridges, a 4-lane controlled access highway with intersection ramps. The project is split into yearly phases with the first year approved for \$690,086. The requested increase in authorization of \$3.7 million brings the total authorization to \$4.4 million for CE&I services. Currently, there is \$5.8 million scheduled for consultant services.

Member Hoff made a motion, seconded by Member Thompson, and passed unopposed by roll call vote to approve the following resolution:

RES. NO. WHEREAS, Board Policy 4001 requires the Transportation Board to approve
ITB23-120 professional services agreements that exceed \$1 million; and

WHEREAS, TECM Bonding Office will administer this project; and

WHEREAS, the funding is available and obligated for these services.

NOW THEREFORE BE IT RESOLVED, that the Board approves Key No. 23409, SH 16, Franklin Road to Ustick Road, Ada and Canyon counties to exceed the \$1 million agreement authorization up to \$4,400,000.

Agreement Authority for SH-16, I-84 to Franklin Road Project. Design Engineer Crider presented the request for professional services agreement authority for the SH-16, I-84 to Franklin Road project by HMM. The TECM project Phase 2 includes one new bridge, a 4-lane controlled access highway with intersection ramps, and two signalized intersections. In February 2023, the Board approved \$2.5 million for the first two years of CE&I services. The requested increase in authorization of \$2.7 million brings the total authorization to \$5.2 million for CE&I services. Currently, there is \$5.2 million scheduled for consultant services.

Member Hoff made a motion, seconded by Member Bulger, and passed unopposed by roll call vote to approve the following resolution:

RES. NO. WHEREAS, Board Policy 4001 requires the Transportation Board to approve
ITB23-121 professional services agreements that exceed \$1 million; and

WHEREAS, TECM Bonding Office will administer this project; and
WHEREAS, the funding is available and obligated for these services.

NOW THEREFORE BE IT RESOLVED, that the Board approves Key No. 23410, SH
16, I 84 to Franklin Road, Ada and Canyon counties to exceed the \$1 million
agreement authorization up to \$5,200,000.

Executive Session on Legal and Personnel Issues. Member Thompson made a motion to meet in executive session at 2:35 PM to discuss issues as authorized in Idaho Code Section 74-206 (b) and in Idaho Code Section 74-206 (f). Member Hoff seconded the motion and it passed unanimously by roll call vote.

The executive session discussion on legal matters related to highway and department operations and personnel matters.

The Board ended executive session.

WHEREUPON, the Idaho Transportation Board adjourned its regular monthly meeting at 3:10 a.m.

JIM KEMPTON, CHAIRMAN PRO TEM
Idaho Transportation Board

Read and Approved
_____, 2023
Boise, Idaho

BOARD MEETING DATES

2024

January 24 – Boise

April 17 & 18 – Pocatello

July 23 & 24 – CDA

February 21 – Boise

May 15 & 16 – Shoshone

August 21 & 22 – Rigby

March 20 - Boise

June 12 & 13 – Boise

September 18 & 19 – Lewiston

2024

JANUARY	FEBRUARY	MARCH	APRIL
S M T W T F S X 2 3 4 5 6 7 8 9 10 11 12 13 14 15 16 17 18 19 20 21 22 23 24 25 26 27 28 29 30 31	S M T W T F S 1 2 3 4 5 6 7 8 9 10 11 12 13 14 15 16 17 18 19 20 21 22 23 24 25 26 27 28 29	S M T W T F S 1 2 3 4 5 6 7 8 9 10 11 12 13 14 15 16 17 18 19 20 21 22 23 24 25 26 27 28 29 30 31	S M T W T F S 1 2 3 4 5 6 7 8 9 10 11 12 13 14 15 16 17 18 19 20 21 22 23 24 25 26 27 28 29 30
MAY	JUNE	JULY	AUGUST
S M T W T F S 1 2 3 4 5 6 7 8 9 10 11 12 13 14 15 16 17 18 19 20 21 22 23 24 25 26 27 28 29 30 31	S M T W T F S 1 2 3 4 5 6 7 8 9 10 11 12 13 14 15 16 17 18 19 20 21 22 23 24 25 26 27 28 29 30	S M T W T F S 1 2 3 4 5 6 7 8 9 10 11 12 13 14 15 16 17 18 19 20 21 22 23 24 25 26 27 28 29 30 31	S M T W T F S 1 2 3 4 5 6 7 8 9 10 11 12 13 14 15 16 17 18 19 20 21 22 23 24 25 26 27 28 29 30 31
SEPTEMBER	OCTOBER	NOVEMBER	DECEMBER
S M T W T F S 1 2 3 4 5 6 7 8 9 10 11 12 13 14 15 16 17 18 19 20 21 22 23 24 25 26 27 28 29 30	S M T W T F S 1 2 3 4 5 6 7 8 9 10 11 12 13 14 15 16 17 18 19 20 21 22 23 24 25 26 27 28 29 30 31	S M T W T F S 1 2 3 4 5 6 7 8 9 10 11 12 13 14 15 16 17 18 19 20 21 22 23 24 25 26 27 28 29 30	S M T W T F S 1 2 3 4 5 6 7 8 9 10 11 12 13 14 15 16 17 18 19 20 21 22 23 24 25 26 27 28 29 30 31

“X” = holiday

“-----” = conflicts such as AASHTO/WASHTO/TRB conferences (or Board/Director conflicts)



IDAHO TRANSPORTATION BOARD

RESOLUTION FOR CONSENT ITEMS

Pages 21 – 34

RES. NO. WHEREAS, consent calendar items are to be routine, non-controversial, self-
ITB explanatory items that can be approved in one motion; and

WHEREAS, Idaho Transportation Board members have the prerogative to
remove items from the consent calendar for questions or discussion.

NOW THEREFORE BE IT RESOLVED, that the Board approves the FY23
certification of receipts and disbursements, COMPASS local program additions,
and contract award.



Board Agenda Item

ITD 2210 (Rev. 10-13)

Meeting Date December 13, 2023

Consent Item ☒

Information Item ☐

Amount of Presentation Time Needed _____

Presenter's Name Justin Collins	Presenter's Title Controller	Initials JC	Reviewed By
Preparer's Name Justin Collins	Preparer's Title Controller	Initials JC	

Subject

Certification of Receipts and Disbursements FY 2023

Key Number	District	Route Number
------------	----------	--------------

Background Information

The attached certification is submitted for Board approval in conformance with the requirements of Section 40-708, Idaho Code for Fiscal Year 2023. This section states:

I.C. 40-708 (2) "All moneys apportioned to the board, counties or highway districts, and cities from the proceeds from the imposition of tax on fuels and from any tax or fee for the registration or operation of motor vehicles for general highway construction and maintenance, bridge and culvert moneys, shall be accounted for as to the actual expenditure to the state controller, as dedicated funds by a certification of the governing unit receiving, budgeting and expending those dedicated funds."

Recommendations

Approve and sign for certification.

Board Action

☐ Approved ☐ Deferred _____
☐ Other _____

**STATE OF IDAHO
IDAHO TRANSPORTATION DEPARTMENT
STATE HIGHWAY FUND
CERTIFICATION OF RECEIPTS AND DISBURSEMENTS CASH BASIS
JULY 1, 2022 - JUNE 30, 2023**

Cash Balance (Beg) - July 1, 2022		\$147,906,200
Receipts		
Transfer From Highway Distribution Account	\$ 240,412,100	
Fuels/Registrations	\$ 73,144,300	
Miscellaneous Receipts	\$ 50,368,300	
Total State Receipts	\$ 363,924,700	
Federal Aid - Formula	\$ 386,465,100	
Transfers In - Ethanol Exemption Elimination	\$ 19,404,300	
Transfers In - Cigarette Tax	\$ -	
Transfers In - Direct Investment Pool	\$ -	
City & County Contributions	\$ 7,906,700	
Total Receipts	\$ 777,700,800	
Disbursements		
Expenditures - Fund 0260 State Highway Account	\$ 719,101,900	
Transfers Out - To Long Term Investment Fund	\$ 4,097,400	
Transfers Out - To Local Highway Trust Fund	\$ -	
Transfers Out - To Local Highway Distribution Fund	\$ -	
Transfers Out - Garvee Capital Project Fund	\$ -	
Transfers Out - Garvee Debt Service Fund - Federal	\$ 58,951,800	
Transfers Out - Garvee Debt Service Fund - State	\$ -	
Total Disbursements	\$ 782,151,100	
Net Change in Cash Balance		\$ (4,450,300)
Cash Balance (End) - June 30, 2023		<u>\$ 143,455,900</u>

Prepared By:

Certified:

Justin Collins, Controller
Idaho Transportation Department

Bill Moad
Chairman, Idaho Transportation Board



Board Agenda Item

ITD 2210 (Rev. 10-13)

Meeting Date December 13, 2023

Consent Item ☐

Information Item ☐

Amount of Presentation Time Needed _____

Presenter's Name Colleen Wonacott	Presenter's Title Program Control Manager	Initials TT	Reviewed By
Preparer's Name Toni Tisdale	Preparer's Title Principal Planner, COMPASS	Initials TT	

Subject

COMPASS Local Program Additions		
Key Number Multiple	District 3	Route Number Multiple

Background Information

COMPASS requests to add three new projects to the approved FY2023-2029 & draft FY2024-2030 Statewide Transportation Improvement Program (STIP) using local funding.

- An **Interchange Justification Report** in the vicinity of I-84 and Ustick Road in the City of Caldwell would conduct a study of a possible future interchange. The project is co-sponsored by the Cities of Caldwell, Nampa, and Middleton; Highway District #4; and ITD. Total programmed: \$700,000 in FY2024.

The COMPASS Board of Directors adopted Resolution 18-2023 on August 21, 2023, as part of the FY2024-2030 Regional Transportation Improvement Program (TIP), adding the project above. Public comments received during the public comment period for the TIP update are available online: https://compassidaho.org/wp-content/uploads/24-30_PublicCommentsVerbatim.pdf. (21 pages). One comment is specifically supportive of this project.

- The **Fairview Avenue Bridge** project would improve Fairview Avenue from North Garden Street to Whitewater Park Boulevard and include two bridge structures over the Boise River in the City of Boise. The new facility would accommodate up to four travel lanes for vehicle traffic and bicycle facilities and provide Boise River Greenbelt connections that meet Ada County Highway District's (ACHD) livable street design standards for low levels of traffic stress. ACHD plans to use local funds for the concept study to prepare the project for possible federal funding for design and construction in the future. Total programmed: \$8,602,000, with the concept report starting in FY2024.
- The **Emerald Street Bridge** project would improve Emerald Street from Camelot Drive to Raymond Street in the City of Boise to alleviate safety concerns for bicyclists and pedestrians. The project includes a full rebuild of the Emerald Street Bridge over Interstate 184 in the City of Boise to include two travel lanes and enhanced bicycle and pedestrian facilities on both sides of the roadway as per the adopted Boise West Bench Neighborhood Plan. Total programmed: \$9,050,000, with design starting in FY2024. This project is partially unfunded. The total cost is \$16,450,000.

The COMPASS Board of Directors adopted Resolution 02-2024 (Amendment #4) on October 16, 2023, approving the two projects above. Public comments received during the public comment period are attached.



Board Agenda Item

ITD 2210 (Rev. 10-13)

District	Key No.	Name	Local Sponsor	Program	Year	Phase	\$ (thousands)
3	New	Study, Interchange Justification Report, I-84 & Ustick Road, Caldwell	Caldwell	Local	2024	PE/PC	\$700
3	New	Fairview Avenue, North Garden Street to Whitewater Park Boulevard and Bridge Replacement, Boise	ACHD	Local	2024	PE/PC	\$200
					2025	PE/PC	\$200
					2026	PC/RW	\$492
					2027	PC	\$210
					PD	CN	\$7500
3	New	Emerald Street, Camelot Drive to Raymond Street and Bridge Replacement Boise	ACHD	Local	2024	PE/PC	\$300
					2025	PE/PC/ RW	\$800
					2026	RW	\$500
					PD	CN	\$7450
				Unfunded	PD	CN	\$7400

Recommendations

Approve adding the above three projects to the approved FY2023-2029 & draft FY2024-2030 STIP.

Board Action

☐ Approved ☐ Deferred _____

☐ Other _____

Public Comments Received (Verbatim)

Amendment #2 to *Communities in Motion 2050* (CIM 2050), Amendment #4 to the FY2023-2029 Regional Transportation Improvement Program (TIP), and Amendment #1 to the FY2024-2030 TIP

Public Comment Period: September 1 – September 17, 2023


Total number of comments received by COMPASS: 8

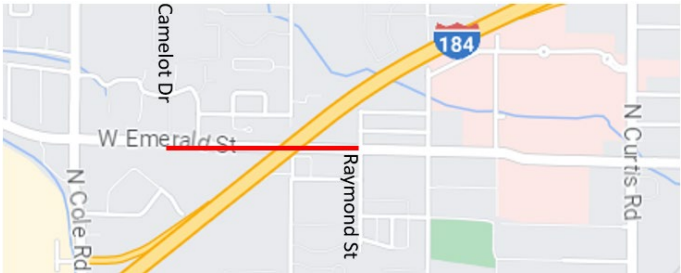
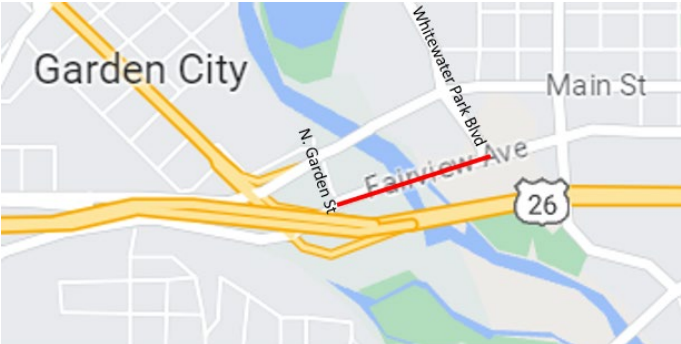
Topics:

The proposed amendment to CIM 2050 would add a project to realign Middleton Road in the City of Middleton north of the roundabout at Sawtooth Lake Drive to State Highway 44.

The proposed amendments to the TIPs would add the same Middleton Road project, as well as projects to replace the Fairview Avenue Bridge over the Boise River between North Garden Street and Whitewater Park Boulevard and the Emerald Street Bridge over Interstate 184.

Comment (The comments below are verbatim, as submitted by the commenter. As such, typographical errors have not been corrected.)	Staff Response	Name, Zip Code, Affiliation
I am all for your plans that includes bike and pedestrian lanes.	Thank you for your comments; they will be shared with the Ada County Highway District, the City of Middleton, and the COMPASS Board of Directors.	NA
I'm 100% in support of the Emerald Street Bridge pedestrian enhancements on both sides of the bridge replacement. A multi-use protected pathway on both sides would serve the most people.	Thank you for your comments; they will be shared with the Ada County Highway District and the COMPASS Board of Directors.	Debbie Bloom
Hi! This is transportation related, please forward to the department it belongs to.... Can we make it an idaho law that every school bus has seat belts for the kids? Especially after the recent Y bus rollover, I think we can all see our kids deserve to be safe when being transported anywhere. It's the law in any other moving automobile, school busses need to follow this law as well. Thank you,	Thank you for your comments; they will be shared with Valley Regional Transit and the COMPASS Board of Directors.	Courtney Anderson

Comment (The comments below are verbatim, as submitted by the commenter. As such, typographical errors have not been corrected.)	Staff Response	Name, Zip Code, Affiliation
The proposed Amendment sounds good	Thank you for your comments; they will be shared with the Ada County Highway District, the City of Middleton, and the COMPASS Board of Directors.	Mac McOmber
Can you submit a map of the proposed projects please? Thank you	<p>Thank you for your comments; they will be shared with the Ada County Highway District, the City of Middleton, and the COMPASS Board of Directors.</p> <p><i>Middleton Road Realignment</i></p> 	K. Young

Comment (The comments below are verbatim, as submitted by the commenter. As such, typographical errors have not been corrected.)	Staff Response	Name, Zip Code, Affiliation
	<p><i>Emerald Street, Camelot Drive to Raymond Street</i></p>  <p><i>Fairview, North Garden Street to Whitewater Park Boulevard</i></p> 	
<p>Hi! Is there a place to ask that Amtrak be reinstated through boise? Making the depot a real depot again so commuters can connect to California or go the other way to Denver and beyond ? Thanks!</p>	<p>Thank you for your comments; they will be shared with Valley Regional Transit, the City of Boise, and the COMPASS Board of Directors.</p> <p>Submitting a comment is a great way to make your voice heard! The COMPASS Board of Directors consists of elected officials from across the Treasure Valley. We also forward on these comments to pertinent agencies.</p>	<p>NA</p>

Comment (The comments below are verbatim, as submitted by the commenter. As such, typographical errors have not been corrected.)	Staff Response	Name, Zip Code, Affiliation
<p>Thank you for the opportunity to share my opinion. Yes, I would like to see this added to the plan. I was surprised that it was not part of the original proposal, given the extent of population growth in Middleton. I moved 40 miles west of downtown Boise in 1998 from the Hill Road-Collister neighborhood. I commuted into Boise for work, enduring attempts to make traffic routes more efficient. Improvements made 20 years ago are now completely inadequate. I was completely stunned by the lack of foresight in not adding already known "proposed (permits pending), subdivisions" in west Ada or Canyon Counties in the 2050 Plan. These areas will exceed the 2050 Plan in the next three years (2026). COVID-19 showed thousands of people that they could tele-commute to work, so they left expensive California for the Boise area. Add in that today's kids don't want to be farmers, so mom and pop are selling their farms to developers, taking advantage of the population growth. Our growth numbers far exceed this Plan's "steady growth" assumption. It is total chaos.</p>	<p>Thank you for your comments; they will be shared with the Ada County Highway District, the City of Middleton, and the COMPASS Board of Directors.</p>	<p>Keri Gibbs</p>
<p>With no new traffic light on Hwy. 44 at the Middleton Road (north & south) crossing, major traffic accidents will occur. Do not "align" the No. and So. Middleton Roads until IDT is ready to install a new traffic light at Hwy. 44. Last published date by IDT for this was out in Year 2028 or so.</p>	<p>Thank you for your comments; they will be shared with the Idaho Transportation Department, the City of Middleton, and the COMPASS Board of Directors.</p>	<p>NA</p>



Board Agenda Item

ITD 2210 (Rev. 10-13)

Meeting Date December 13, 2023

Consent Item ☒

Information Item ☐

Amount of Presentation Time Needed _____

Presenter's Name Blake Rindlisbacher, P.E.	Presenter's Title Transportation Engineering Division Administrator	Initials BR	Reviewed By
Preparer's Name Monica Crider, P.E.	Preparer's Title State Design Engineer	Initials MC	

Subject

Board Approval of Contract for Award		
Key Number	District	Route Number

Background Information

INFORMATION

The following table summarizes the projects bid since the start of the fiscal year by jurisdiction, along with those requiring Board approval to award and Board approval to reject.

Year to Date Bid Summary 10/01/23 to 11/30/23					
Contracts Bid		Contracts Requiring Board Approval to Award		Contracts Requiring Board Approval to Reject	
ITD	Local	ITD	Local	ITD	Local
14	10	4	4	0	0

ACTION

In accordance with board policy 4001, the construction contract on the attached report exceeded the engineer's estimate by more than ten percent (10%) but are recommended for award with board approval.

The following table summarizes the contract requiring Board approval to award since the last Board Agenda Report.

Contracts requiring Board Approval to Award - Justification received 10/31/23 to 11/30/23	
ITD	Local
0	1

Recommendations

In accordance with board policy 4001, the construction contract on the attached report are recommended for award with board approval.

Board Action

☐ Approved ☐ Deferred _____

☐ Other _____

Monthly Status Report to the Board

CONTRACT(S) FOR BOARD APPROVAL

District	Key No.	Route	Opening Date	No. of Bids Received	Eng. Est.	Low Bid	Net +/- % of EE
LHTAC(1)	20207	OFF SYS	10/31/2023	3	\$3,172,093.85	\$3,756,790.40	\$584,696.55 118%
Rapid Lightning Creek Bridge #5					Federal		
Contractor: N. A. Degerstrom Inc							

DATE OF BID OPENING - OCTOBER 31, 2023

IDAHO FEDERAL AID PROJECT
RAPID LIGHTNING CREEK BRIDGE #5
Bonner County
Key No. 20207

DESCRIPTION: The work on this project consists of replacing the deficient bridge, improving approaches including guardrail, and installation of new bridge railings

BIDDERS:

N. A. DEGERSTROM, INC. SPOKANE VALLEY, WA	\$3,756,790.40
J7 CONTRACTING, INC. BONNERS FERRY, ID	\$3,838,783.20

2 BIDS ACCEPTED (1 Irregular – DBE)

ENGINEER'S ESTIMATE - \$3,172,093.85

LOW BID - 118% Percent of the Engineer's Estimate

NET +/- OF EE \$584,696.55

(AWARD)

(REJECT)

(REQUIRES BOARD APPROVAL)

Approval to award or reject this project is based on Bid Review and Evaluation.

Attached is the justification for Award or Rejection of the Bid. Highway Design concurs with the recommendation.

Karen Hanna
Contracts Manager

Local Highway Technical Assistance Council

3330 Grace Street
Boise, Idaho 83703
Phone 208.344.0565
Fax 208.344.0789
www.lhtac.org



Phil Lampert
Chairman
Mac Pooler
Vice Chairman
Kevin Renfrow
Secretary/Treasurer
Laila Kral, P.E.
Administrator

Date: November 3, 2023

Project No: A020(207)

To: Monica Crider, P.E. *MC*
State Design Engineer

Key No: 20207.

From: Laila Kral, PE
LHTAC Administrator *LK*

Project Identifications; County
Rapid Lighting Creek Bridge #5, Bonner County

RE: Justification of Bid for Award

On October 31, 2023, three bids were opened for the above referenced project. The lowest bid of \$3,756,790.40 was \$584,697 (18.4%) higher than the Engineer's estimate. The apparent low bid is within a 4% variance of the second lowest bidder.

The majority of the bid overage comes from the bid items shown in the table below:

Item Number	Description	Quantity	Engineer's Estimate		Bid Amount		Difference
			Unit Price	Amount	Unit Price	Amount	
502-310A	CONCRETE CLASS 40 AF SCHEDULE NO. 2	152.6 CY	\$1,600	\$244,160	\$2,500	\$381,500	\$137,340
502-380A	PRESTRESSED WF GIRDER	618.5 FT	\$750	\$463,875	\$1,000	\$618,500	\$154,625
584-005A	TEMPORARY SHORING	1 LS	\$95,000	\$95,000	\$150,000	\$150,000	\$55,000
Z629-05A	MOBILIZATION	1 LS	\$396,500	\$396,500	\$700,000	\$700,000	\$303,500

Total difference from these items: \$650,465

The Engineer's Estimate (EE) was based on the average unit price index for similar projects and on observation of past experience with similar projects.

Two concrete items, Concrete Class 40 AF and Prestressed Concrete Girders, constituted \$291,965 of the cost difference. Consideration for the long haul distance was given when putting the EE together but the resulting bid came in higher

Association of Idaho Cities

Mayor Mac Pooler
City of Kellogg
Mayor Robert (BJ) Berlin
City of Roberts
Councilmember Kari Peterson
City of Fruitland

Idaho Association of Highway Districts

Commissioner Kevin Renfrow
South Latah Highway District
Commissioner Neal Gier
Buhl Highway District
Commissioner Gilbert Hofmeister
Power County Highway District

Idaho Association of Counties

Commissioner Phil Lampert
Benewah County
Commissioner Mark Rekow
Gem County
Commissioner Todd Smith
Madison County

Ex-Officio Members

Kelley Packer, Executive Director
Association of Idaho Cities
Nick Veldhouse, Executive Director
Idaho Association of Highway Districts
Seth Grigg, Executive Director
Idaho Association of Counties

than what was estimated. Additional risks and cost should have been considered for the narrow and curvy alternative route to get to the other side of the load restricted bridge.

Two lump sum items, Temporary Shoring and Mobilization, comprised \$358,500 of the cost difference. Lump sum items are complex to estimate due to assumptions made during design on the Contractor's means and methods. Mobilization was estimated at 15% of the subtotal but given the above mentioned project remoteness and stage construction the lump sum price was higher than expected.

It is unlikely that alterations to the plans or specifications would provide any savings to the project. LHTAC recommends the award of the contract. Additional funds will be obtained from the Off-System Bridge program funds.



BONNER COUNTY
Road & Bridge Department

1500 Highway 2, Suite 101 • Sandpoint, ID 83864 • Phone: 208-255.5681; ext. 1 Fax: 208-263.9084
email: Jason.topp@bonnercountyid.gov

November 6th, 2023

Monica Crider, P.E.
State Design Engineer
Idaho Transportation Department
PO Box 7129
Boise, Idaho 83707

Bid Results KN 20207, Rapid Lightning Creek Bridge

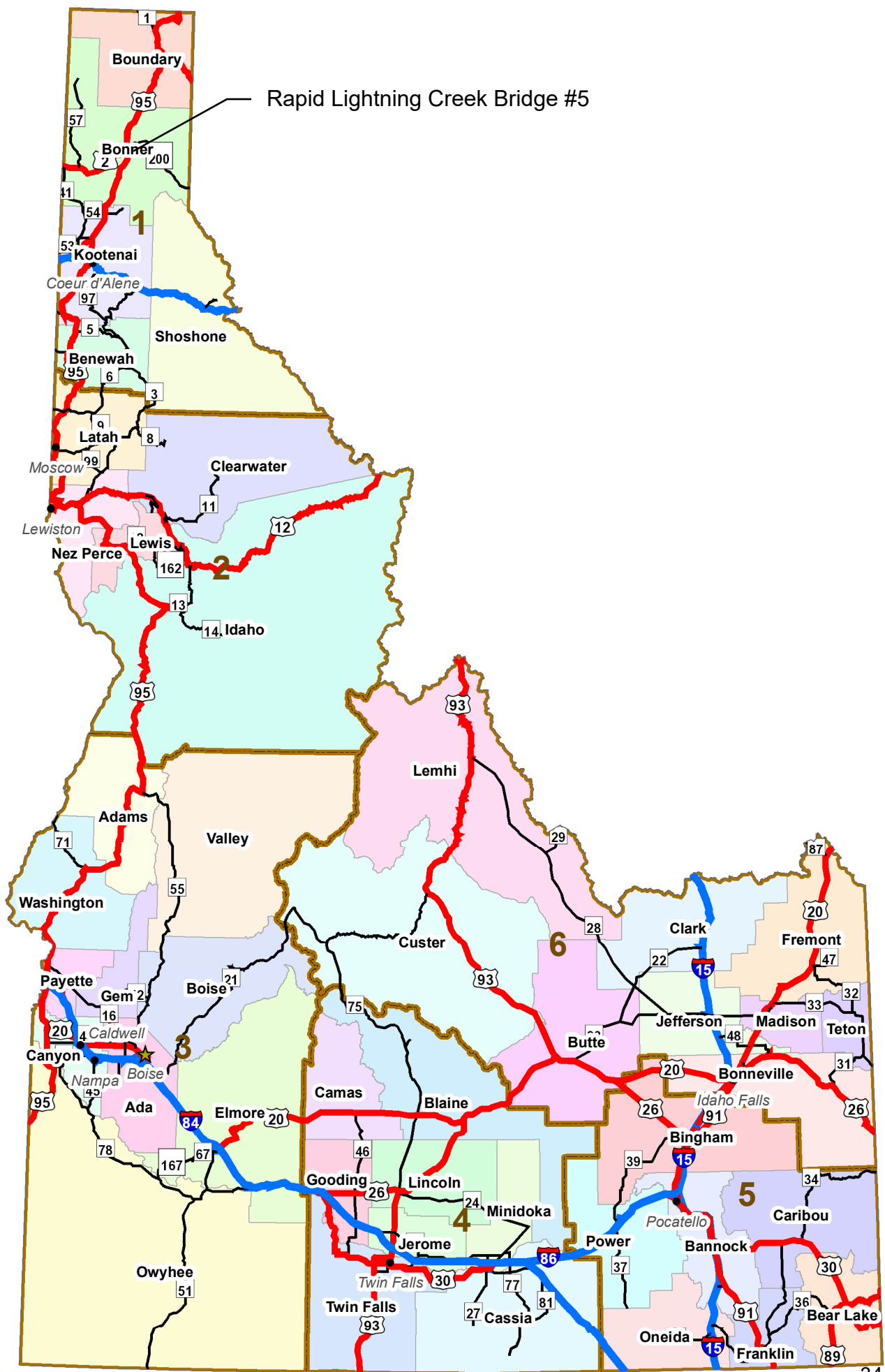
Dear Ms. Crider,

Bonner County has received the bid results from the bidding of KN 20207, Rapid Lightning Creek Bridge. Bonner County acknowledges that the apparent low bidder was N.A. Degerstrom, Inc at \$3,756,790.40, which is over the engineer's estimate, Bonner County has reviewed the bid and wants to move forward with the project. We have been planning for both design and construction for many years including purchasing the right of way to complete this project. It is important that this project proceeds as soon as possible. Thank you for your consideration,

Sincerely,

A handwritten signature in black ink, appearing to read "Jason Topp", with a long horizontal flourish extending to the right.

Jason Topp,
Director, Bonner County Road and Bridge





Board Agenda Item

ITD 2210 (Rev. 10-13)

Meeting Date December 13, 2023

Consent Item ☐

Information Item ☒

Amount of Presentation Time Needed _____

Presenter's Name Blake Rindlisbacher, P.E.	Presenter's Title Transportation Engineering Division Administrator	Initials BR	Reviewed By
Preparer's Name Monica Crider, P.E.	Preparer's Title State Design Engineer	Initials MC	

Subject

Contract Awards and Advertisements

Key Number	District	Route Number
------------	----------	--------------

Background Information

INFORMATION

The following table summarizes the contracts bid since the start of the fiscal year by jurisdiction, along with those requiring Board approval to award and Board approval to reject.

The attached chart only shows the ITD State Infrastructure Projects listed by Summary of Cost and Summary of Contract Count.

NOTE:

The table below shows year to date summaries for both ITD and Local contracts bid. These ITD Contracts and the ITD project numbers do not match as there are times that multiple projects are companioned and bid and awarded as one contract.

Year to Date Bid Summary 10/01/23 to 11/30/23					
Contracts Bid		Contracts Requiring Board Approval to Award		Contracts Requiring Board Approval to Reject	
ITD	Local	ITD	Local	ITD	Local
14	10	4	4	0	0

RECENT ACTIONS

In accordance with board policy 4001, Staff has initiated or completed action to award the contracts listed on the attached report.

The following table summarizes the Contracts awarded (requiring no Board action) since the last Board Agenda Report.

Contracts Requiring no action from the Board 10/31/23 to 11/30/23	
ITD	Local
5	4

FUTURE ACTIONS

The Current Advertisement Report is attached.

Recommendations

For Information Only.

Board Action

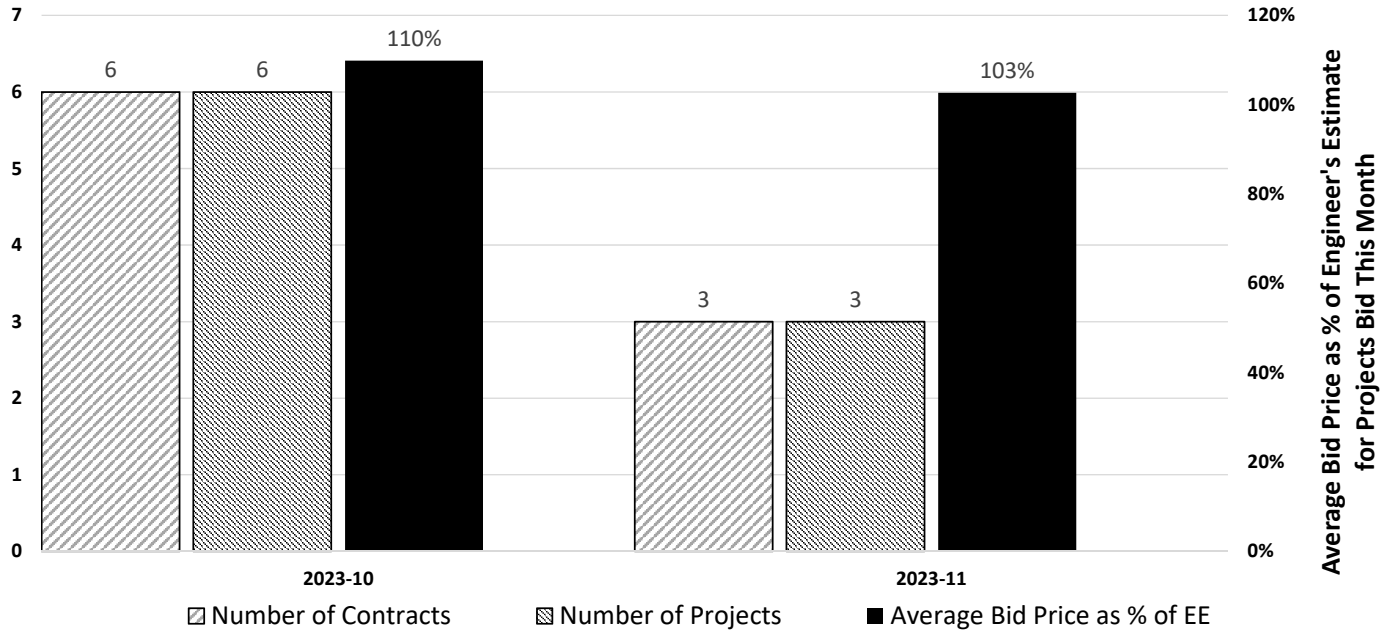
☐ Approved ☐ Deferred _____
☐ Other _____

FFY24 State Infrastructure Project Bid Results: YTD Summary By Cost

9 Projects YTD through November 30, 2023

YTD Total for all 9 projects:

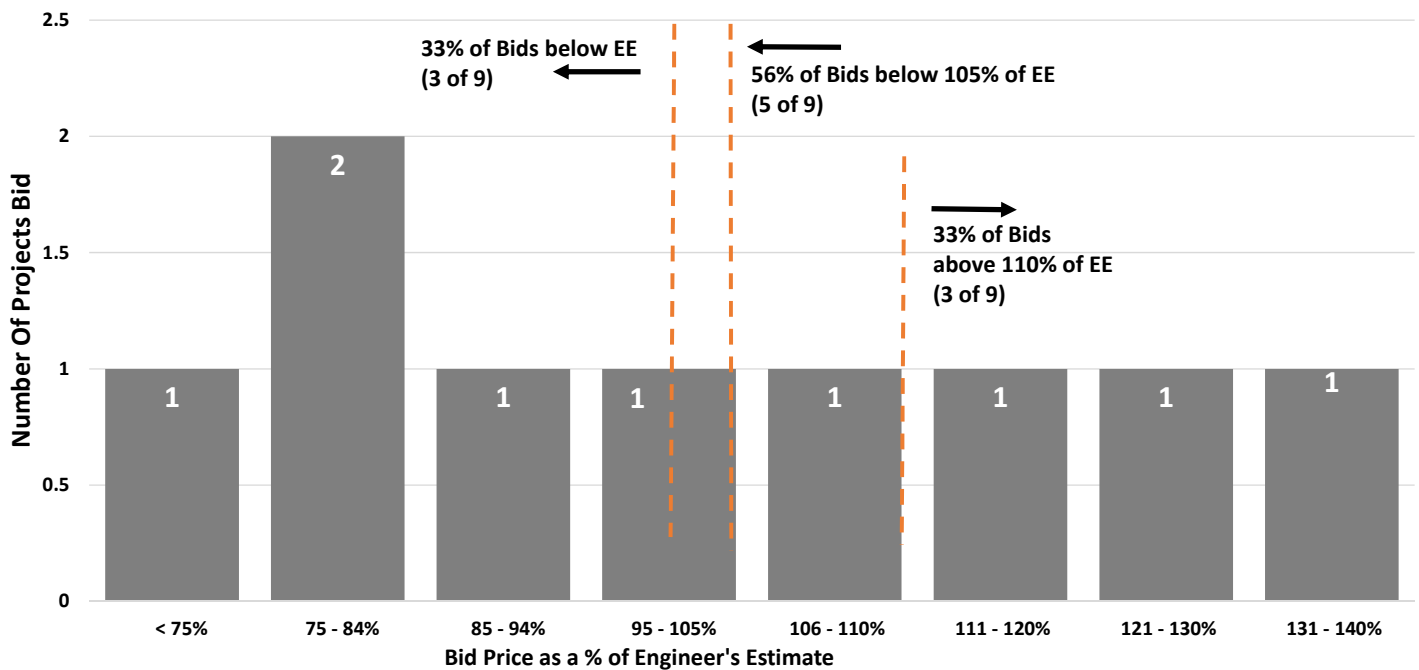
Ratio of Bid Costs / Engineer's Estimates = \$186.3 / \$171.1 M = 108.9%



Notes: 1) Local and SIA Projects are not included 2) Contracts may have multiple Projects

FFY24 State Infrastructure Project Bid Results: YTD Summary By Project Count

9 Projects YTD through November 30, 2023



Note: Local and SIA Projects are not included

Monthly Status Report to the Board

PROJECTS BID BY STAFF SINCE LAST BOARD MEETING

District	Key No.	Route	Opening Date	No. of Bids Received	Eng. Est.	Low Bid	Net +/- % of EE
4	23344	I-84	10/31/2023	3	\$81,642,771.77	\$85,070,317.21	\$3,427,545.44 104%
I-84, Burley IC Contractor: Wadsworth Brothers Whitaker Joint Venture					State		

District	Key No.	Route	Opening Date	No. of Bids Received	Eng. Est.	Low Bid	Net +/- % of EE
LHTAC(2)	22877	OFF SYS	10/31/2023	2	\$385,242.00	\$282,249.00	(\$102,993.00) 73%
Signing and Guardrail Contractor: All Rail Construction LLC					Federal		

District	Key No.	Route	Opening Date	No. of Bids Received	Eng. Est.	Low Bid	Net +/- % of EE
LHTAC(6)	14058	OFF SYS	10/31/2023	5	\$5,518,108.50	\$5,384,364.39	(\$133,744.11) 98%
A2 Highway Contractor: Gale Lim Construction LLC					Federal		

District	Key No.	Route	Opening Date	No. of Bids Received	Eng. Est.	Low Bid	Net +/- % of EE
LHTAC(3)	13964/22101	OFF SYS	10/31/2023	3	\$5,094,617.60	\$3,856,775.05	(\$1,237,842.55) 76%
Peckham Road and Peckham Road Intersections Contractor: Staker & Parson Companies DBA Idaho Materials Construction					Federal		

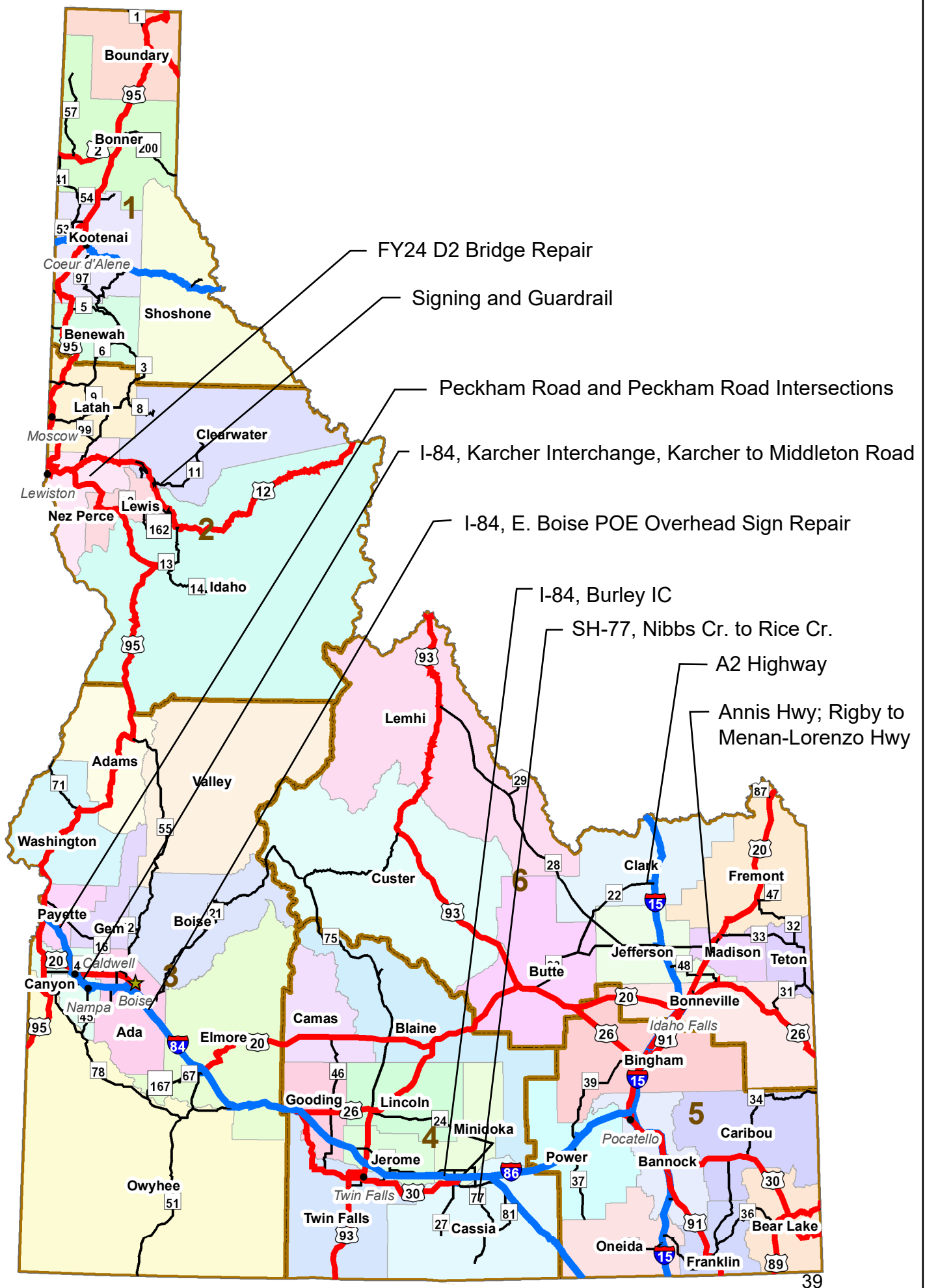
District	Key No.	Route	Opening Date	No. of Bids Received	Eng. Est.	Low Bid	Net +/- % of EE
3	24245 SIA	I-84	11/7/2023	2	\$250,000.00	\$179,434.79	(\$70,565.21) 72%
I-84, E. Boise POE Overhead Sign Repair Contractor: Northwest Landscape LLC					State		

District	Key No.	Route	Opening Date	No. of Bids Received	Eng. Est.	Low Bid	Net +/- % of EE
LHTAC(6)	19305	OFF SYS	11/14/2023	3	\$2,886,076.40	\$2,249,449.00	(\$636,627.40) 78%
Annis Hwy; Rigby to Menan-Lorenzo Hwy Contractor: Knife River Corporation - Mountain West					Federal		

District	Key No.	Route	Opening Date	No. of Bids Received	Eng. Est.	Low Bid	Net +/- % of EE
2	20434	OFF SYS	11/21/2023	4	\$2,084,947.59	\$1,925,373.60	(\$159,573.99) 92%
FY24B D2 Bridge Repair Contractor: Coldwater Group Inc					Federal		

District	Key No.	Route	Opening Date	No. of Bids Received	Eng. Est.	Low Bid	Net +/- % of EE
4	22217	SH-77	11/21/2023	2	\$3,924,876.11	\$3,314,921.00	(\$609,955.11) 85%
SH-77, Nibbs Cr to Rice Cr					Federal		
Contractor: Western Construction Inc							

District	Key No.	Route	Opening Date	No. of Bids Received	Eng. Est.	Low Bid	Net +/- % of EE
3	23336	I-84	11/21/2023	2	\$18,565,635.77	\$19,990,000.00	\$1,424,364.23 108%
I-84, Karcher Interchange, Karcher to Middleton Road					Federal		
Contractor: Knife River Corporation - Mountain West							



Monthly Contract Advertisement As of 11-30-2023

District	Key No.	Route	Bid Opening Date
3	22703	US-95/SH-19	12/5/2023
SH-19 Oregon State line to Jct US-95			
\$500,000 to \$1,000,000			

District	Key No.	Route	Bid Opening Date
4	20664	I-84/ I-86	12/5/2023
I-84 MP 222.3 to Cotterel POE			
\$2,500,000 to \$5,000,000			

District	Key No.	Route	Bid Opening Date
4	23203	I-84/ US-30 / US-26	12/5/2023
I-84b Bliss Business Loop			
\$2,500,000 to \$5,000,000			

District	Key No.	Route	Bid Opening Date
1	20592/20482	SH-3, SH-54, I-90 & SH-97	12/5/2023
SH-3, CDA River Bridge to I-90, SH-97, Harrison Bridge to Whistle Road			
\$1,000,000 to \$2,500,000			

District	Key No.	Route	Bid Opening Date
4	23345	I-84	12/12/2023
I-84, Heyburn IC			
Greater than \$25,000,000			

District	Key No.	Route	Bid Opening Date
2	20726	I-15	12/12/2023
FY24 D6 Bridge Repair			
\$500,000 to \$1,000,000			

District	Key No.	Route	Bid Opening Date
4	22200/22691	I-84	12/19/2023
I-84, WB/EB Hill City Road to Lateral X-18			
\$1,000,000 to \$2,500,000			



Board Agenda Item

ITD 2210 (Rev. 10-13)

Meeting Date December 13, 2023

Consent Item ☐ Information Item ☒ Amount of Presentation Time Needed _____

Presenter's Name	Presenter's Title	Initials	Reviewed By
Monica Crider, PE	State Design Engineer	MC	
Preparer's Name	Preparer's Title	Initials	
Mohsen Amirmojahedi, PE	Consultant Services Engineer	MA	

Subject

REPORT ON PROFESSIONAL SERVICES AGREEMENTS AND TERM AGREEMENT WORK TASKS

Key Number	District	Route Number

Background Information

For all of ITD:

Consultant Services processed 19 new professional services agreements and work tasks totaling **\$6,408,168** and 9 supplemental agreements to existing professional services agreements totaling **\$2,263,711** from October 23, 2023 to November 19, 2023.

New Professional Services Agreements and Work Tasks

<i>Reason Consultant Needed</i>	<i>District</i>									<i>Total</i>
	1	2	3	4	5	6	HQ	MGMT	AERO	
Resources not Available										
Construction Engineering, Inspection, Sampling, and Testing						1				1
Roadway Design							1			1
Planning							1			1
Materials/Geotechnical	1		2	1						4
Traffic Services			1							1
Surveying		1	1							2
Bridge Inspection							1			1
Environmental		2		1	1					4
Hydraulics	1									1
Local Public Agency Projects	1				1	1				3
Total	3	3	4	2	2	2	3			19

For ITD Projects:

16 new professional services agreements and work tasks were processed during this period totaling **\$5,998,705**. 7 supplemental agreements totaling **\$2,053,766** were processed.

District 1

<i>Project</i>	<i>Reason Consultant Needed</i>	<i>Description</i>	<i>Selection Method</i>	<i>Consultant</i>	<i>Amount</i>
SH 54, SH 41 TO N GREYSTONE RD, KOOTENAI CO	Resources not Available Hydraulics	Hydraulics Services.	RFI from Term Agreement	David Evans and Associates, Inc.	Prev: \$379,616 This: \$119,641 Agreement Total to Date: \$499,257
SH 54, SH 41 TO N GREYSTONE RD, KOOTENAI CO	Resources not Available Materials / Geotechnical	Materials/Geotechnical Services.	Direct from Term Agreement	Shannon & Wilson, Inc.	\$50,214

District 2

<i>Project</i>	<i>Reason Consultant Needed</i>	<i>Description</i>	<i>Selection Method</i>	<i>Consultant</i>	<i>Amount</i>
US 95, THORN CR RD TO MOSCOW, PH 1	Resources not Available Environmental	Environmental Services.	RFI from Term Agreement	Jacobs Engineering Group, Inc.	Prev: \$315,829 This: \$50,236 Agreement Total to Date: \$366,065
US 95, THORN CR RD TO MOSCOW, PH 1	Resources not Available Surveying	Surveying Services.	RFI from Term Agreement	David Evans and Associates, Inc.	Prev: \$183,816 This: \$34,940 Agreement Total to Date: \$218,756
SH 13, SALLY ANN CR RD CULVERT, IDAHO CO	Resources not Available Environmental	Environmental Services.	RFI from Term Agreement	Parametrix, Inc.	Prev: \$12,826 This: \$110,127 Agreement Total to Date: \$122,953

District 3

<i>Project</i>	<i>Reason Consultant Needed</i>	<i>Description</i>	<i>Selection Method</i>	<i>Consultant</i>	<i>Amount</i>
US 95, OREGON STATE LINE TO JUNCTION OF US 95 & SH 55	Resources not Available Materials / Geotechnical	Materials Sampling and Testing.	RFI from Term Agreement	Atlas Technical Consultants LLC	Prev: \$345,467 This: \$151,889 Agreement Total to Date: \$497,356
SH 55, N FK OF THE PAYETTE RIVER, RAINBOW BR	Resources not Available Surveying	Surveying Services.	Individual Project Solicitation	Modjeski and Masters, Inc.	\$47,572
STATE, FY23 D3 PLANNING & SCOPING	Resources not Available Traffic Services	Traffic Design Services.	Direct from Term Agreement	HDR Engineering, Inc.	\$44,547
SH 55, N FK OF THE PAYETTE RIVER, RAINBOW BR	Resources not Available Materials / Geotechnical	Geotechnical services.	Individual Project Solicitation	Jacobs Associates Db Delve Underground	\$1,544,563 Board Approved: \$1,550,000 On: 11/16/2023

District 4

<i>Project</i>	<i>Reason Consultant Needed</i>	<i>Description</i>	<i>Selection Method</i>	<i>Consultant</i>	<i>Amount</i>
STATE, FY25 D4 MATERIAL SOURCES	Resources not Available Materials / Geotechnical	Materials/Geotechnical Services.	Individual Project Solicitation	Shannon & Wilson, Inc.	\$332,566
STATE, FY17 D4 MATERIAL SOURCES	Resources not Available Environmental	Environmental Services.	Direct from Term Agreement	Anderson Environmental Consulting, LLC	\$44,782

District 5

<i>Project</i>	<i>Reason Consultant Needed</i>	<i>Description</i>	<i>Selection Method</i>	<i>Consultant</i>	<i>Amount</i>
US 30, ROCKY POINT WILDLIFE XING, BEAR LAKE CO	Resources not Available Environmental	Environmental Services.	Direct from Term Agreement	Bionomics Environmental, Inc.	\$36,346

District 6

<i>Project</i>	<i>Reason Consultant Needed</i>	<i>Description</i>	<i>Selection Method</i>	<i>Consultant</i>	<i>Amount</i>
US 20, EXIT 343 INTERCHANGE, FREMONT CO	Resources not Available CE&I	CE&I Services.	Individual Project Solicitation	Connect Testing & Inspection	\$2,690,930 Board Approved: \$3,000,000 On: 10/18/2023

Headquarters

<i>Project</i>	<i>Reason Consultant Needed</i>	<i>Description</i>	<i>Selection Method</i>	<i>Consultant</i>	<i>Amount</i>
STATE, FY24 STRATEGIC MGT AGREEMENT	Resources not Available Roadway Design	Roadway Design Services.	Individual Project Solicitation	Landslide Technology	\$395,290
STATE, TRAFFIC SIGNAL OPERATIONS & MAINTENANCE EVAL, PH 1	Resources not Available Planning	Feasibility/Planning, Traffic Signal Maintenance and Operations.	Individual Project Solicitation	Transpo Group USA, Inc.	\$245,062
STATE, FY23 SHS BRIDGE INSPECTION	Resources not Available Bridge Inspection	Bridge inspection and load rating services.	Direct from Term Agreement	Bridge Diagnostics, Inc.	\$100,000

Supplemental Agreements to Existing ITD Professional Service Agreements

<i>District</i>	<i>Project</i>	<i>Consultant</i>	<i>Original Agreement Date/Description</i>	<i>Supplemental Agreement Description</i>	<i>Total Agreement Amount</i>
1	D1 LAB AUGMENTATION	Strata, Inc.	5/5/2023, Sampling/testing and closeout services.	Sampling and Testing.	Prev: \$772,665 This: \$31,554 Agreement Total to Date: \$804,219
1	I 90, 4th JULY IC TO CEDARS MTC SITE, KOOTENAI CO	HDR Engineering, Inc.	10/11/2023, Roadway Design, Traffic Services, Survey, Hydraulics, Geotechnical, and Environmental Services.	Roadway Design Services.	Prev: \$560,804 This: \$602,717 Agreement Total to Date: \$1,163,521 Board Approved: \$1,300,000 On: 10/18/2023
1	US 95, MCARTHUR LAKE, BOUNDARY CO	Willamette Cultural Services	7/24/2023, Paleosol Exploration Services.	Laboratory, analyses, and Curation.	Prev: \$199,640 This: \$141,438 Agreement Total to Date: \$341,078
3	SH 55, FARMWAY RD TO MIDDLETON RD, CANYON CO	Horrocks Engineers, Inc.	11/1/2021, Roadway Design through PS&E	Roadway Design Services.	Prev: \$9,573,009 This: \$1,109,092 Agreement Total to Date: \$10,682,101 Board Approved: \$10,800,000 On: 9/21/2023
3	US 20, US 20/26 & SH 44 MILL & INLAY	Horrocks Engineers, Inc.	5/16/2023, Inspection of removal and installation of Hot Mix Asphalt, Manholes, Valves, Traffic Separator and Stripping.	Inspection of removal and installation of Hot Mix Asphalt, Manholes, Valves, Traffic Separator and Stripping.	Prev: \$329,067 This: \$88,935 Agreement Total to Date: \$418,002
4	STATE, FY25 D4 MATERIAL SOURCES	Shannon & Wilson, Inc.	10/27/2023, Materials/Geotechnical, Services.	Environmental Services, no change to scope.	Prev: \$332,566 This: \$34,632 Agreement Total to Date: \$367,198
5	US 91, PARK LAWN TO SIPHON RD, CHUBBUCK	Kimley-Horn and Associates, Inc.	11/4/2022, Provide Project Development Services.	Project Development Services, Including Illumination Plans.	Prev: \$807,005 This: \$45,398 Agreement Total to Date: \$852,403

For Local Public Agency Projects:

3 new professional services agreements totaling **\$409,463** were processed during this period.
 2 supplemental agreements totaling **\$209,945** were processed.

<i>Project</i>	<i>Sponsor</i>	<i>Description</i>	<i>Selection Method</i>	<i>Consultant</i>	<i>Amount</i>
LOCAL, CURVE & RDWY SAFETY IMPRV, BENEWAH CO	BENEWAH COUNTY	Architectural History Services.	Direct from Term Agreement	Parametrix, Inc.	\$37,771
LOCAL, FLASHING STOP SIGNS, BINGHAM CO	BINGHAM COUNTY	Architectural History Services	Direct from Term Agreement	TAG Historical Research & Consulting	\$19,106
NHS-7046, SCIENCE CENTER; N BLVD TO HOLMES, IDAHO FALLS	CITY OF IDAHO FALLS	Roadway Design Services.	RFI from Term Agreement	Horrocks Engineers, Inc.	\$352,586

Supplemental Agreements to Existing Local Professional Services Agreements

<i>District</i>	<i>Project</i>	<i>Consultant</i>	<i>Original Agreement Date/Description</i>	<i>Supplemental Agreement Description</i>	<i>Total Agreement Amount</i>
5	OFFSYS, MAIN ST WEST, I 15B TO ROOSEVELT, INKOM; I 15, INKOM ELEMENTARY SCHOOL SIDEWALK, INKOM; I 15, MAIN ST TO OLD HIGHWAY 91, INKOM	Forsgren Associates, Inc.	4/17/2023, CE&I Services.	Provide CEI Services limited to contract administration, inspection, and project office documentation	Prev: \$128,664 This: \$10,088 Agreement Total to Date: \$138,752
5	STC-1739, E ONEIDA ST, PRESTON	Keller Associates, Inc.	8/7/2023, CE&I Services.	CE&I Services.	Prev: \$79,312 This: \$199,857 Agreement Total to Date: \$279,169

Recommendations

For Information Only

Board Action

☐ Approved ☐ Deferred _____
☐ Other _____



Board Agenda Item

ITD 2210 (Rev. 10-13)

Meeting Date December 13, 2023Consent Item ☐Information Item ☒Amount of Presentation Time Needed Information Only

Presenter's Name Kaylee Starman	Presenter's Title Grants/Contracts Officer	Initials KS	Reviewed By
Preparer's Name Kaylee Starman	Preparer's Title Grants/Contracts Officer	Initials KS	

Subject

Non-Construction Professional Service Contracts issued by Business & Support Management

Key Number N/A	District N/A	Route Number N/A
-------------------	-----------------	---------------------

Background Information

The purpose of this Board item is to comply with the reporting requirements established in Board Policy 4001 -'Each month the Chief Administrative Officer shall report to the Board all non-construction professional service agreements entered into by the Department during the previous month.'

Business and Support Management section did not execute any professional service agreements during the previous month.

Recommendations

Information only

Board Action

☐ Approved ☐ Deferred _____
☐ Other _____



Board Agenda Item

ITD 2210 (Rev. 10-13)

Meeting Date December 13, 2023

Consent Item ☐

Information Item ☒

Amount of Presentation Time Needed _____

Presenter's Name Justin Pond	Presenter's Title Right of Way Manager	Initials JP	Reviewed By
Preparer's Name Justin Pond	Preparer's Title Right of Way Manager	Initials JP	

Subject

Annual Outdoor Advertising Report		
Key Number State-wide	District	Route Number

Background Information

2023 Annual report on Outdoor Advertising activities is attached.

The ITD Outdoor Advertising Program is charged with monitoring, controlling, or causing to be controlled, advertising signs in areas adjacent to the Interstate System, Primary Highways, and the NHS (National Highway System) roads within the State of Idaho. The controlling of these signs consists of the following primary functions:

- Maintaining an inventory of all outdoor advertising signs along the highway systems, including the State's NHS routes.
- Issuing permits and identification tags for signs erected prior to the effective date of the state's outdoor advertising control agreement and for signs legally erected.
- Removing, or causing to be removed, any signs not legally erected or maintained.

The responsibility for the administration of the Scenic Enhancement and Outdoor Advertising program is under the authority of the Right-of-Way Section.

Recommendations

--

Board Action

<input type="checkbox"/> Approved <input type="checkbox"/> Deferred _____
<input type="checkbox"/> Other _____



DATE: November 30, 2023

Program Number(s)

TO: ITD Transportation Board

Key Number(s)

FROM: Justin Pond, Right of Way Manager

Program ID, County, Etc.State-wide

RE: Annual Outdoor Advertising Summary Report

The following provides information for the Annual Outdoor Advertising Report for 2023. Notable items include:

1. There were 0 appeals of denied sign applications during 2023.
2. There were 13 new Outdoor Advertising sign applications processed in 2023. 10 were approved and 3 were denied. This represents the one more permit denial from 2022.
3. There remain illegal Outdoor Advertising signs throughout the state which need to be addressed.

OUTDOOR ADVERTISING SIGN STATUS REPORT

TIME PERIOD - OCTOBER 1, 2022 THROUGH SEPTEMBER 30, 2023

	NEW	ILLEGAL	ILLEGAL	CONDEM-	BEING				
APPEALS	PERMITS	REMOVED	REMAINING	NATIONS	PURCHASED	REMOVED	REMAINING	ALL SIGNS	
OUTDOOR ADVERTISING SIGNS					NON-CONFORMING SIGNS			DISTRICT TOTALS	
DISTRICT 1	0	1	0	6	0	0	0	45	140
DISTRICT 2	0	3	0	4	0	0	0	21	203
DISTRICT 3	0	3	0	0	0	0	0	68	342
DISTRICT 4	0	2	0	2	0	0	0	33	143
DISTRICT 5	0	1	0	6	0	0	0	17	132
DISTRICT 6	0	0	0	0	0	0	0	34	253
TOTALS	0	10	0	18	0	0	0	218	1213



Board Agenda Item

ITD 2210 (Rev. 10-13)

Meeting Date December 13, 2023

Consent Item ☐

Information Item ☒

Amount of Presentation Time Needed _____

Presenter's Name Colleen Wonacott	Presenter's Title Program Control Manager	Initials CW	Reviewed By
Preparer's Name Colleen Wonacott	Preparer's Title Program Control Manager	Initials CW	

Subject

Monthly Reporting of Federal Formula Program Funding Through December 6th.

Key Number N/A	District N/A	Route Number N/A
-------------------	-----------------	---------------------

Background Information

Idaho has received obligation authority through 1/19/24 via a continuing resolution passed on November 16, 2023.

Obligation authority through January 19th is \$184.2 million. This includes \$35.2 million of *Highway Infrastructure General Funds* carried over from FY21 through FY23, and \$45 million *IIJA Bridge formula* (General Fund) funds. These General Funds are also included in the apportionments detailed below.

The Infrastructure Investment and Jobs Act (IIJA) was signed on November 15, 2021. Additional apportionments were allocated via the Appropriations Act. Idaho received apportionments of \$476.3 million. FY24 obligation authority through 1/19/24 is 38.7% of apportionments.

Recommendations

For Information

Board Action

☐ Approved ☐ Deferred _____
☐ Other _____



Board Agenda Item

ITD 2210 (Rev. 10-13)

Exhibit 1: Formula Funding for FY2024

IIJA FY2024	
Apportionments + COVID + Hwy Infra.	
Federal Aid Only	\$476,314
Including Match	\$514,045
Obligation Limits through 1/19/2024	
Federal Aid Only	\$184,162
Including Match	\$233,826

- Notes:
1. All dollars in Thousands
 2. 'Approved Program' amounts from Nov. 2023 Highway Funding Plan.
 3. Apportionment and Obligation Authority amounts reflect available funds via federal notices received through 12/6/23..

Exhibit Two Allotments of Available Formula Funding w/Match and Amount Remaining

Program	Allotted Program Funding through 1/19/24	Program Funding Remaining as of 12/6/23
All Other SHS Program	\$98,506	\$166,056
GARVEE Formula Debt Service*	\$19,202	\$19,202
State Planning and Research*	\$2,805	\$1,669
Metropolitan Planning*	\$730	\$433
Freight	\$654	\$698
Railroad Crossings	\$134	\$154
Recreational Trails	\$102	\$102
STBG - Transportation Mgt. Area	\$782	\$1,346
Transportation Alternatives (TMA)*	\$361	\$361
Carbon - TMA	\$171	\$171
STBG - Local Large Urban	\$624	\$718
Carbon - Large Urban	\$125	\$125
STBG - Local Small Urban	\$291	\$291
STBG – Local Rural	\$1,319	\$2,184
Transportation Alternatives (Urban/Rural)*	\$2,237	\$2,401
Local Bridge*	\$11,307	\$9,106
Off System Bridge*	\$6,750	\$7,472
Local Safety	\$683	\$883
NEVI (Electric Vehicles)*	\$20,453	\$20,453
Total	\$167,237	\$233,826

- Notes:
1. All dollars in Thousands.
 2. Allotments based on the Nov. 2023 Highway Funding Plan.
 3. Funding amounts include match and reflect total formula funding available.
 4. Data reflects both obligation and de-obligation activity through Dec. 6th.
- * These programs are provided 100% Obligation Authority. Other programs are reduced accordingly.



Board Agenda Item

ITD 2210 (Rev. 10-13)

Meeting Date December 13, 2023

Consent Item ☐

Information Item ☒

Amount of Presentation Time Needed _____

Presenter's Name Justin Collins	Presenter's Title Controller	Initials JC	Reviewed By
Preparer's Name Justin Collins	Preparer's Title Controller	Initials JC	

Subject

State Fiscal Year 2024 Financial Statements		
Key Number	District	Route Number

Background Information

July 01, 2023 thru October 31, 2023, Fiscal Year 2024 Financial Statements

The financial operations of the Department as of October 31, 2023, four months through this fiscal year.

- Revenues to the State Highway Account from all state sources as shown on the financial statements are ahead of forecast by 7.0% (this includes Misc. Revenues and Equipment Buy Back). Revenues in the Highway Distribution Account, Fuels/Registration Direct, and Ethanol are up (6.1%).
- State revenues to the State Aeronautics Fund are slightly below forecast by -3.2% or \$-39.3K. The revenue for both the State Highway Account, and the State Aeronautics Fund will continue to be monitored closely.
- Expenditures are within planned budgets YTD. The differences after four months are timing between planned and actual expenditures plus encumbrances. Personnel costs have savings of \$1.9M or 4.0% is due to vacancies and timing between a position becoming vacant and filled. Management is working diligently to keep vacancies as low as possible.
- Contract construction cash expenditures in the State Highway Account for July - October of this fiscal year are \$272.1M. Compared to the last three fiscal years through the first four months of the year:
 - FY23= \$196.7M
 - FY22= \$174.4M
 - FY21= \$190.5M

It is important to note that contract construction projects are funded from a total of five different funds. The State Highway Account, Strategic Initiatives Program Fund, Transportation Expansion and Congestion Mitigation Fund (TECM), TECM Bond Proceeds and GARVEE Bond Proceeds. The total construction expenditures for the first four months from these funding sources was \$429.9M or \$95.4M higher than the highest point of the previous three years.

- FY23= \$334.6M
- FY22= \$222.7M
- FY21= \$232.7M

The balance of the long-term investments as of the end of October is \$179.9M. These funds are obligated against both construction projects and encumbrances. The long-term investments plus the cash balance (\$116.2M) totals \$296.1M.

Expenditures in the Strategic Initiatives Program Fund (GF Surplus), for the first four months, are \$60.1M. This is the fund where the Governor's "Leading Idaho" transfer of \$181.7M completed in July was deposited. There are no additional receipts other than interest earned to date of \$1.0M based on the cash balance.



Board Agenda Item

ITD 2210 (Rev. 10-13)

Deposits into the Transportation Expansion and Congestion Mitigation Fund of \$41.0M is the first four months of the sales tax of 4.5%. Initial receipts into this fund for FY24 of \$30.9M is committed to debt service on the TECM Bonds. Expenditures in this fund for construction expenses on projects were \$13.7M.

As part of the CARES Act in 2020, ITD received a federal grant from the Federal Transit Administration of \$27.3M. The first three years of expenditures for this was \$14.3M. The expenses during the first four of FY24 was \$0.4M, for a total expenditure of \$14.7M since the beginning of the grant.

Expenditures from the two active bond programs were \$76.3M for the TECM Capital Projects fund and \$10.2M for the GARVEE Capital Projects fund. Both programs are very active and advancing as planned.

Recommendations

For Information.

Board Action

☐ Approved ☐ Deferred _____
☐ Other _____

**DECEMBER
ITD BOARD PACKET**

**OCTOBER
FY24
FINANCIAL STATEMENTS**

User ID: ddecker
 Report ID: AD-FN-GL-010
 Run Date: 1 Dec 2023
 % of Time
 Remaining: 66.67

Idaho Transportation Department

SUMMARY OF RECEIPTS AND DISBURSEMENTS
 STATE HIGHWAY ACCOUNT AND STATE AERONAUTICS FUND
 BUDGET TO ACTUAL
 FOR THE FISCAL YEAR TO DATE - FOR THE PERIOD ENDING 10/31/2023
 (all amounts in '000)

Fiscal Year: 2024

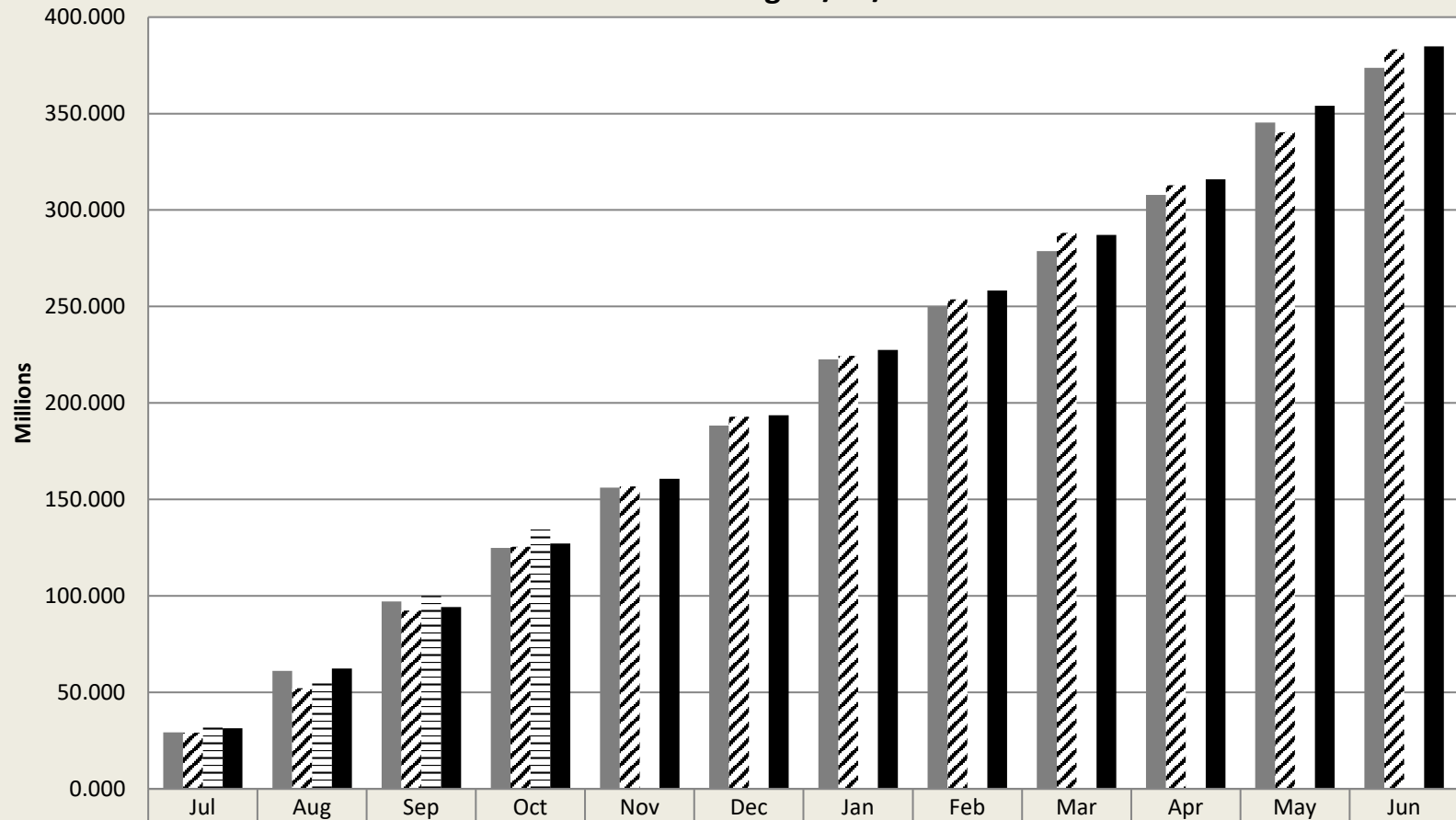
Funds Received					
	FY23 Actual YTD	FY24 Actual YTD	FY24 Forecast YTD	FY24 to FY23 Actual	FY 24 to Forecast
<u>State Highway Account</u>					
Federal Reimbursements	130,253	210,533	146,925	61.6%	43.3%
State (Inc. H.D.A.)	125,473	136,010	127,149	8.4%	7.0%
Local	782	3,884	2,503	396.9%	55.2%
Total State Highway Account:	256,508	350,428	276,577	36.6%	26.7%
<u>State Aeronautics Fund</u>					
Federal Reimbursements	44	78	100	74.8%	-22.4%
State	1,567	1,615	1,360	3.1%	18.8%
Total State Aeronautics Fund:	1,612	1,693	1,460	5.0%	15.9%
Total Fund Received:	258,119	352,121	278,037	36.4%	26.6%
Disbursements (includes Encumbrances)					
	FY23 Actual YTD	FY24 Actual YTD	FY24 Budget YTD	FY24 to FY23 Actual	FY 24 to Budget
Construction Payouts	197,793	274,310	194,120	38.7%	41.3%
<u>Operations Expenses</u>					
Highways	79,832	92,623	106,683	16.0%	-13.2%
DMV	12,450	12,229	13,897	-1.8%	-12.0%
Administration	12,864	11,713	12,959	-8.9%	-9.6%
Facilities	6,010	26,636	26,121	343.2%	2.0%
Aeronautics	3,509	2,606	3,261	-25.7%	-20.1%
Total Operations Expenses:	114,665	145,807	162,921	27.2%	-10.5%
<u>Transfers</u>					
Debt Service	0	0	0	0.0%	0.0%
Total Transfers:	0	0	0	0.0%	0.0%
Total Disbursements:	312,458	420,117	357,041	34.5%	17.7%
	FY23 Actual YTD	FY24 Actual YTD	FY24 Budget YTD	FY24 to FY23 Actual	FY 24 to Budget
<u>Expenditures by Type</u>					
Personnel	47,031	47,418	49,379	0.8%	-4.0%
Operating	36,735	42,598	50,742	16.0%	-16.1%
Capital Outlay	23,897	42,447	52,500	77.6%	-19.1%
Sub-Grantee	7,002	13,344	10,300	90.6%	29.6%
Totals Operations Expenses:	114,665	145,807	162,921	27.2%	-10.5%
Contract Construction	197,793	274,310	194,120	38.7%	41.3%
Totals (excluding Transfers):	312,458	420,117	357,041	34.5%	17.7%

State Highway Fund 0260

Fiscal Year 2024

State Revenue Source Forecast vs Actual

October - For Period Ending 10/31/2023



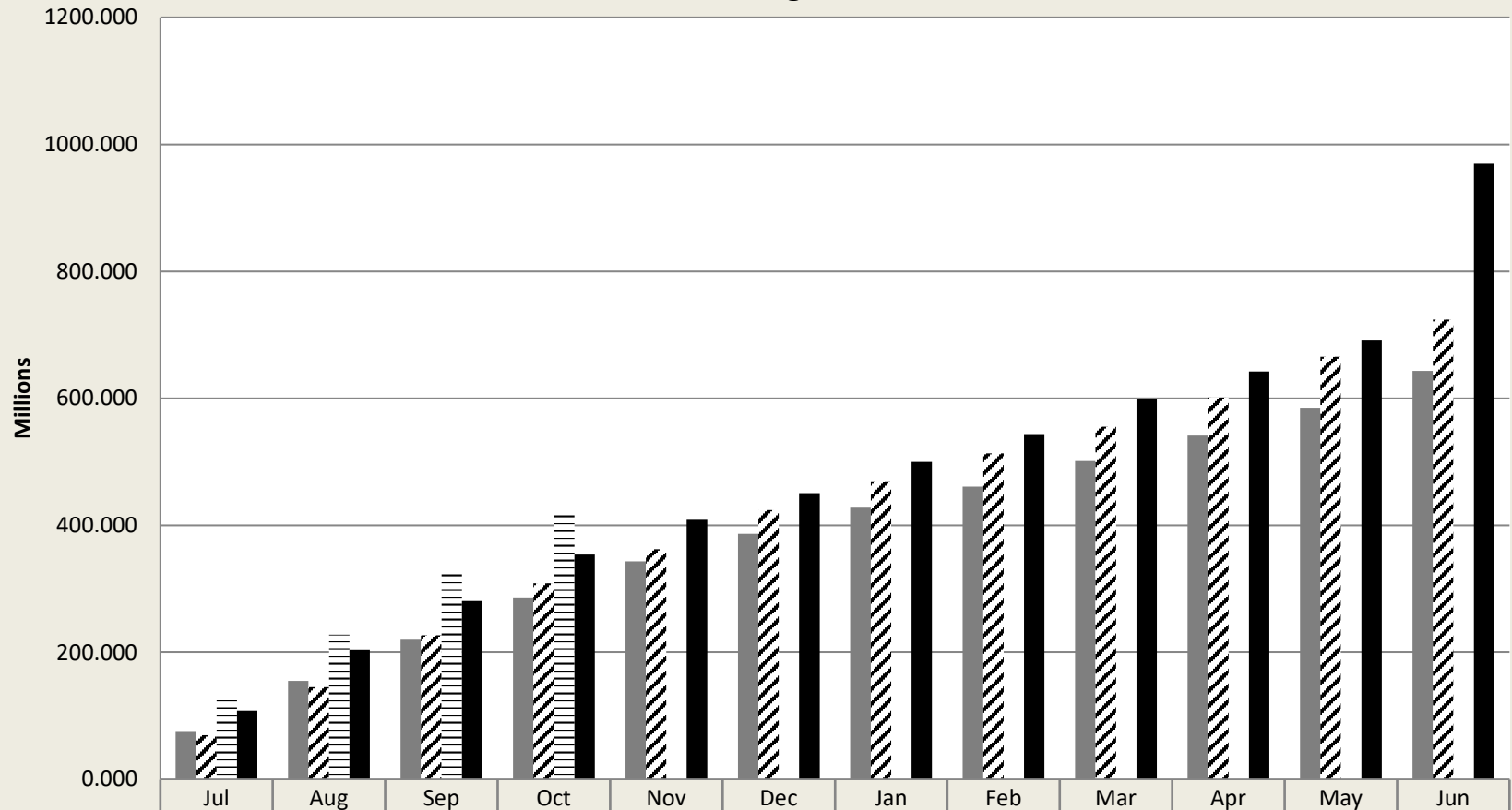
FY22 Actual Revenue	29.335	61.151	97.126	124.843	156.087	188.317	222.664	249.988	278.673	307.797	345.339	373.643
FY23 Actual Revenue	29.119	52.218	92.439	125.473	156.752	192.821	224.482	253.687	288.224	312.870	340.304	383.254
FY24 Current	33.121	55.489	99.979	136.010								
FY24 Forecast	31.400	62.370	94.280	127.149	160.717	193.648	227.534	258.262	287.042	315.999	354.091	384.812

State Highway Fund 0260

Fiscal Year 2024

Expenditures

October - For Period Ending 10/31/2023




FY22 Actual Expenditures	75.916	154.865	219.859	286.037	343.275	386.479	427.652	460.866	501.191	541.203	584.948	643.081
FY23 Actual Expenditures	69.026	145.039	226.813	308.949	362.081	423.906	469.162	513.431	555.148	601.080	665.397	723.804
FY24 Current	130.751	227.956	323.812	417.511								
FY24 Forecast	107.134	202.954	281.754	353.961	408.910	450.424	499.938	543.688	598.933	642.264	690.885	969.644

Aeronautics Fund 0221

Fiscal Year 2024

State and Interagency Revenue Sources Forecast vs Actual

October - For Period Ending 10/31/2023



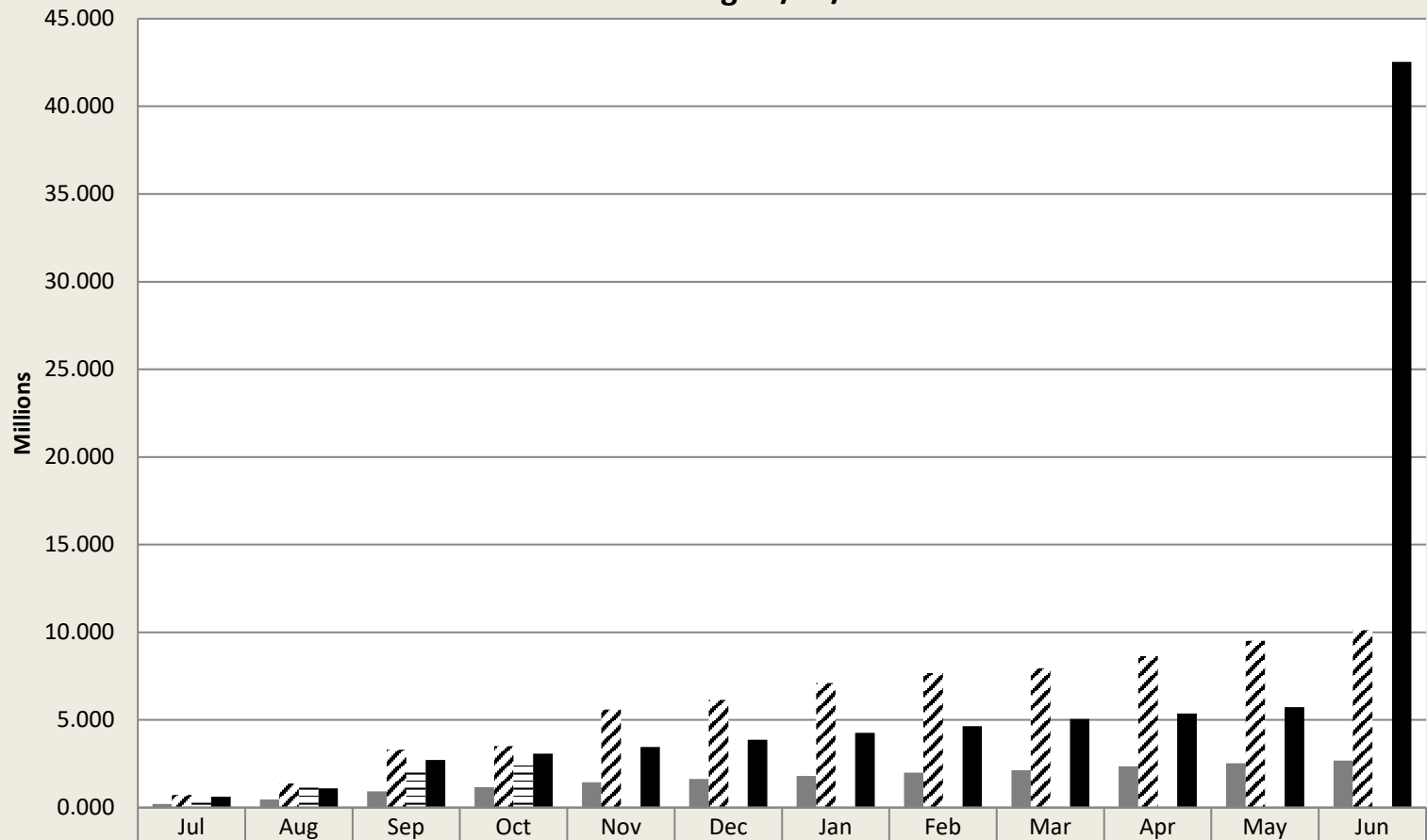
FY22 Actual Revenue	0.356	0.820	1.207	1.414	1.956	2.277	2.451	2.623	2.965	9.507	9.877	10.038
FY23 Actual Revenue	0.409	0.907	1.209	1.567	1.930	2.382	2.787	2.967	3.306	3.474	38.795	39.285
FY24 Current	0.371	0.940	1.279	1.615								
FY24 Forecast	0.282	0.663	1.046	1.360	1.687	1.971	2.318	2.550	2.818	3.041	3.276	3.502

Aeronautics Fund 0221

Fiscal Year 2024

Expenditures

October - For Period Ending 10/31/2023



■ FY22 Actual Expenditures	0.198	0.461	0.932	1.163	1.438	1.633	1.810	1.990	2.129	2.353	2.532	2.679
▨ FY23 Actual Expenditures	0.712	1.368	3.301	3.509	5.586	6.132	7.107	7.669	7.953	8.639	9.514	10.121
= FY24 Current	0.483	1.310	2.117	2.606								
■ FY24 Forecast	0.622	1.101	2.713	3.080	3.462	3.866	4.258	4.639	5.049	5.359	5.724	42.543

UserID: ddecker
 Report ID: AD-FN-GL-002
 Run Date: 01 Dec 2023

Idaho Transportation Department

OPERATING FUND BALANCE SHEET FOR THE PERIOD ENDED 10/31/2023

	State Aeronautics Fund		State Highway Fund		Transportation Expansion and Congestion Mitigation Fund	
	0221		0260		0269	
	Sep-23	Oct-23	Sep-23	Oct-23	Sep-23	Oct-23
ASSETS						
Cash on Hand (Change Fund)	0	0	5,195	5,195	0	0
Cash in Bank (Daily Operations)	42,147,921	41,746,927	119,005,400	116,123,611	197,453,682	194,091,236
Investments (Long Term: STO - Diversified Bond Fund)	1,950,833	1,955,800	179,480,398	179,939,928	0	0
Total Cash & Investments	44,098,754	43,702,727	298,490,993	296,068,734	197,453,682	194,091,236
Receivables - Other	0	2,687	1,040,579	1,040,322	0	0
- Due From Locals (Project Overruns)	6,251	6,251	741,472	592,187	0	0
- Inter Agency	81,081	90,402	61,248	61,965	0	0
Total Receivables	87,332	99,341	1,843,298	1,694,474	0	0
Inventory on Hand	0	0	23,832,575	25,964,748	0	0
Total Assets:	44,186,086	43,802,067	324,166,866	323,727,956	197,453,682	194,091,236
LIABILITIES						
Vouchers Payable	0	0	(1,958)	20,633	0	0
Sales Tax Payable	0	0	17,751	15,382	0	0
Deferred Revenue (Local Projects Match)	0	0	27,724,851	34,261,770	0	0
Accounts Receivable Overpayment	0	0	16,019	16,019	0	0
Contractor Retained % (In Lieu Of Performance Bond)	0	0	167,150	170,723	0	0
Total Liabilities:	0	0	27,923,813	34,484,526	0	0
FUND BALANCE						
Reserve for Encumbrance	685,378	454,984	82,270,998	78,103,398	0	0
Fund Balance	43,500,708	43,347,083	213,972,055	211,140,032	197,453,682	194,091,236
Total Fund Balance:	44,186,086	43,802,067	296,243,053	289,243,430	197,453,682	194,091,236
Total Liabilities and Fund Balance	44,186,086	43,802,067	324,166,866	323,727,956	197,453,682	194,091,236

UserID: ddecker
Report ID: AD-FN-GL-002
Run Date: 01 Dec 2023

Idaho Transportation Department

OPERATING FUND BALANCE SHEET FOR THE PERIOD ENDED 10/31/2023

	Strategic Initiatives Fund (State Share) 0270.02		Strategic Initiatives Fund (Local Share) 0270.05		Strategic Initiatives Fund (Grant Share) 0270.06		Total Strategic Initiatives Fund 0270	
	Sep-23	Oct-23	Sep-23	Oct-23	Sep-23	Oct-23	Sep-23	Oct-23
ASSETS								
Cash on Hand (Change Fund)	0	0	0	0	0	0	0	0
Cash in Bank (Daily Operations)	280,924,170	264,077,712	332,894,314	332,894,314	100,000,614	100,000,614	713,819,098	696,972,640
Investments (Long Term: STO - Diversified Bond Fund)	0	0	0	0	0	0	0	0
Total Cash & Investments	280,924,170	264,077,712	332,894,314	332,894,314	100,000,614	100,000,614	713,819,098	696,972,640
Receivables - Other	0	0	0	0	0	0	0	0
- Due From Locals (Project Overruns)	0	0	0	0	0	0	0	0
- Inter Agency	0	0	0	0	0	0	0	0
Total Receivables	0	0	0	0	0	0	0	0
Inventory on Hand	0	0	0	0	0	0	0	0
Total Assets:	280,924,170	264,077,712	332,894,314	332,894,314	100,000,614	100,000,614	713,819,098	696,972,640
LIABILITIES								
Vouchers Payable	0	0	0	0	0	0	0	0
Sales Tax Payable	0	0	0	0	0	0	0	0
Deferred Revenue (Local Projects Match)	0	0	0	0	0	0	0	0
Accounts Receivable Overpayment	0	0	0	0	0	0	0	0
Contractor Retained % (In Lieu Of Performance Bond)	0	0	0	0	0	0	0	0
Total Liabilities:	0	0	0	0	0	0	0	0
FUND BALANCE								
Reserve for Encumbrance	0	0	0	0	0	0	0	0
Fund Balance	280,924,170	264,077,712	332,894,314	332,894,314	100,000,614	100,000,614	713,819,098	696,972,640
Total Fund Balance:	280,924,170	264,077,712	332,894,314	332,894,314	100,000,614	100,000,614	713,819,098	696,972,640
Total Liabilities and Fund Balance	280,924,170	264,077,712	332,894,314	332,894,314	100,000,614	100,000,614	713,819,098	696,972,640

UserID: ddecker
Report ID: AD-FN-GL-002
Run Date: 01 Dec 2023

Idaho Transportation Department

OPERATING FUND BALANCE SHEET FOR THE PERIOD ENDED 10/31/2023

	CARES Act Covid-19 0345	
	Sep-23	Oct-23
ASSETS		
Cash on Hand (Change Fund)	0	0
Cash in Bank (Daily Operations)	(74,893)	(74,893)
Investments (Long Term: STO - Diversified Bond Fund)	0	0
Total Cash & Investments	(74,893)	(74,893)
Receivables - Other	0	0
- Due From Locals (Project Overruns)	0	0
- Inter Agency	0	0
Total Receivables	0	0
Inventory on Hand	0	0
Total Assets:	(74,893)	(74,893)
LIABILITIES		
Vouchers Payable	0	0
Sales Tax Payable	0	0
Deferred Revenue (Local Projects Match)	0	0
Accounts Receivable Overpayment	0	0
Contractor Retained % (In Lieu Of Performance Bond)	0	0
Total Liabilities:	0	0
FUND BALANCE		
Reserve for Encumbrance	0	0
Fund Balance	(74,893)	(74,893)
Total Fund Balance:	(74,893)	(74,893)
Total Liabilities and Fund Balance	(74,893)	(74,893)

User ID: ddecker
 Report ID: AD-FN-GL-003
 Run Date: 01 Dec 2023
 % of Time
 Remaining: 66.7

Idaho Transportation Department

STATEMENT OF REVENUES AND EXPENDITURES

BUDGET TO ACTUAL

FOR THE FISCAL YEAR TO DATE - FOR THE PERIOD ENDED 10/31/2023

Fund: 0260 State Highway Fund

Fiscal Year: 2024
 Budget Fiscal Year: 2024
 REVENUES

	Year to Date Allotment (A)	Year to Date Actual (B)	Current Month Activity (C)	Year to Date Encumbrance (D)	Variance Favorable / Unfavorable (E = A - B - D)	Percent Variance (F = E / A)	Annual Appropriation (G)	Appropriation Balance (H = G - B - D)	Percent Remaining (I = H / G)
Federal Sources									
FHWA - Highway	141,606,100	192,071,663	50,219,706	0	50,465,563	35.64 %	453,716,900	261,645,237	57.67 %
FHWA - COVID Relief	0	7,313,205	297,671	0	7,313,205	0.00 %	0	(7,313,205)	0.00 %
FHWA - Indirect Cost	0	(14,337)	(6)	0	(14,337)	0.00 %	0	14,337	0.00 %
Federal Transit Authority	3,400,000	8,382,962	854,528	0	4,982,962	146.56 %	19,208,500	10,825,538	56.36 %
NHTSA - Highway Safety	850,000	2,545,778	443,826	0	1,695,778	199.50 %	6,430,400	3,884,622	60.41 %
Other Federal Aid	1,069,200	234,051	0	0	(835,149)	-78.11 %	6,102,600	5,868,549	96.16 %
Total Federal Sources:	146,925,300	210,533,322	51,815,725	0	63,608,022	43.29 %	485,458,400	274,925,078	56.63 %
State Sources									
Equipment Buy Back	0	0	0	0	0	0.00 %	12,406,000	12,406,000	100.00 %
Miscellaneous Revenues	12,277,283	14,159,026	3,222,403	0	1,881,743	15.33 %	36,269,216	22,110,190	60.96 %
Total State Sources:	12,277,283	14,159,026	3,222,403	0	1,881,743	15.33 %	48,675,216	34,516,190	70.91 %
Local Sources									
Match For Local Projects	2,503,198	3,876,995	782,701	0	1,373,797	54.88 %	8,276,000	4,399,005	53.15 %
Other Local Sources	0	7,500	0	0	7,500	0.00 %	0	(7,500)	0.00 %
Total Local Sources:	2,503,198	3,884,495	782,701	0	1,381,297	55.18 %	8,276,000	4,391,505	53.06 %
TOTAL REVENUES:	161,705,781	228,576,843	55,820,829	0	66,871,062	41.35 %	542,409,616	313,832,773	57.86 %
TRANSFERS-IN									
Highway Distribution Account	80,714,100	86,521,588	23,701,697	0	5,807,488	7.20 %	243,302,000	156,780,412	64.44 %
Fuel/Registration Direct	26,953,177	27,670,029	7,054,632	0	716,852	2.66 %	73,634,700	45,964,671	62.42 %
Ethanol Fuels Tax	7,204,000	7,659,294	2,051,754	0	455,294	6.32 %	19,200,000	11,540,706	60.11 %
TOTAL TRANSFERS-IN:	114,871,277	121,850,910	32,808,084	0	6,979,634	6.08 %	336,136,700	214,285,789	63.75 %
TOTAL REV AND TRANSFERS-IN:	276,577,058	350,427,754	88,628,913	0	73,850,696	26.70 %	878,546,316	528,118,562	60.11 %

User ID: ddecker
Report ID: AD-FN-GL-003
Run Date: 01 Dec 2023
% of Time
Remaining: 66.7
Fund: 0260 State Highway Fund

Idaho Transportation Department
STATEMENT OF REVENUES AND EXPENDITURES
BUDGET TO ACTUAL
FOR THE FISCAL YEAR TO DATE - FOR THE PERIOD ENDED 10/31/2023

Fiscal Year: 2024
Budget Fiscal Year: 2024
EXPENDITURES

Operations Expense

Permanent Staff Salaries	33,819,964	32,110,764	7,114,655	0	1,709,200	5.05 %	102,103,533	69,992,769	68.55 %
Board, Hourly, OT, Shift Diff	148,573	342,660	93,023	0	(194,087)	-130.63%	3,974,385	3,631,725	91.38 %
Fringe Benefits	14,926,878	14,470,892	3,350,435	0	455,986	3.05 %	44,055,182	29,584,290	67.15 %
Travel Expense	1,034,836	797,244	262,025	0	237,592	22.96 %	2,859,074	2,061,830	72.12 %
Operating Expense	49,162,120	22,532,870	10,666,260	19,033,811	7,595,438	15.45 %	120,921,245	79,354,563	65.62 %
Capital Equipment Expense	26,352,831	621,481	265,902	15,323,037	10,408,313	39.50 %	55,263,216	39,318,698	71.15 %
Capital Facilities Expense	25,995,922	8,751,277	2,402,983	17,683,322	(438,677)	-1.69%	44,188,093	17,753,494	40.18 %
Trustee & Benefit Payments	8,399,588	10,943,511	1,018,484	590,411	(3,134,334)	-37.32%	26,725,600	15,191,678	56.84 %
Total Operations Expense:	159,840,712	90,570,699	25,173,767	52,630,582	16,639,431	10.41 %	400,090,329	256,889,047	64.21 %

Contract Construction

Operating Expense	2,687,126	2,230,603	626,497	2,016,064	(1,559,541)	-58.04%	10,600,000	6,353,333	59.94 %
Capital Facilities Expense	0	6,585	6,585	0	(6,585)	0.00 %	0	(6,585)	0.00 %
Capital Projects	191,059,946	269,602,324	68,974,908	219,578	(78,761,956)	-41.22%	586,853,979	317,032,076	54.02 %
Trustee & Benefit Payments	373,291	234,796	20,668	0	138,495	37.10 %	2,100,000	1,865,204	88.82 %
Total Contract Construction:	194,120,363	272,074,309	69,628,658	2,235,643	(80,189,587)	-41.31%	599,553,979	325,244,028	54.25 %
TOTAL EXPENDITURES:	353,961,075	362,645,007	94,802,425	54,866,225	(63,550,156)	-17.95%	999,644,308	582,133,075	58.23 %

TRANSFERS OUT

Operating	0	0	0	0	0	0.00 %	58,423,782	58,423,782	100.00 %
TOTAL TRANSFERS OUT:	0	0	0	0	0	0.00 %	58,423,782	58,423,782	100.00 %
TOTAL EXPD AND TRANSFERS OUT:	353,961,075	362,645,007	94,802,425	54,866,225	(63,550,156)	-17.95%	1,058,068,090	640,556,857	60.54 %

Net for Fiscal Year 2024:	(77,384,016)	(12,217,254)	(6,173,513)		10,300,540		(179,521,773)	(112,438,295)	
---------------------------	--------------	--------------	-------------	--	------------	--	---------------	---------------	--

User ID: ddecker
 Report ID: AD-FN-GL-003
 Run Date: 01 Dec 2023
 % of Time
 Remaining: 66.7

Fund: 0260 State Highway Fund

Idaho Transportation Department

STATEMENT OF REVENUES AND EXPENDITURES

BUDGET TO ACTUAL

FOR THE FISCAL YEAR TO DATE - FOR THE PERIOD ENDED 10/31/2023

		Year to Date Allotment	Year to Date Actual	Current Month Activity	Year to Date Encumbrance	Variance Favorable / Unfavorable	Percent Variance	Annual Appropriation	Appropriation Balance	Percent Remaining
		(A)	(B)	(C)	(D)	(E = A - B - D)	(F = E / A)	(G)	(H = G - B - D)	(I = H / G)
Fiscal Year:	2024									
Budget Fiscal Year:	2024									
Contract Construction										
Operating Expenditures										
Operating Expenditures	Dedicated	276,617	600,427	124,136	932,440	(1,256,250)	-454.15%	2,500,000	967,133	38.69 %
Operating Expenditures	Federal	2,392,965	1,630,147	502,343	1,083,625	(320,807)	-13.41%	8,000,000	5,286,228	66.08 %
Operating Expenditures	Local	17,544	28	18	0	17,516	99.84 %	100,000	99,972	99.97 %
Total Operating Expenditures		2,687,126	2,230,603	626,497	2,016,064	(1,559,541)	-58.04%	10,600,000	6,353,333	59.94 %
Capital Outlay										
Capital Outlay	Dedicated	59,681,007	62,411,486	16,978,380	217,918	(2,948,397)	-4.94%	190,950,279	128,320,875	67.20 %
Capital Outlay	Federal	129,446,637	188,585,340	45,257,243	1,660	(59,140,363)	-45.69%	388,907,500	200,320,500	51.51 %
Capital Outlay	FICR	0	6,483,252	5,063,510	0	(6,483,252)	0.00 %	0	(6,483,252)	0.00 %
Capital Outlay	Local	1,932,302	4,801,337	1,388,763	0	(2,869,035)	-148.48%	6,996,200	2,194,863	31.37 %
Capital Outlay	COVID Relief	0	7,320,910	287,012	0	(7,320,910)	0.00 %	0	(7,320,910)	0.00 %
Total Capital Outlay		191,059,946	269,602,324	68,974,908	219,578	(78,761,956)	-41.22%	586,853,979	317,032,076	54.02 %
Capital Facilities Expense										
Capital Facilities Expense	Federal	0	6,585	6,585	0	(6,585)	0.00 %	0	(6,585)	0.00 %
Total Capital Facilities Expense		0	6,585	6,585	0	(6,585)	0.00 %	0	(6,585)	0.00 %
Trustee & Benefit Payments										
Trustee & Benefit Payments	Dedicated	77,127	0	0	0	77,127	100.00 %	500,000	500,000	100.00 %
Trustee & Benefit Payments	Federal	289,157	234,796	20,668	0	54,361	18.80 %	1,500,000	1,265,204	84.35 %
Trustee & Benefit Payments	Local	7,007	0	0	0	7,007	100.00 %	100,000	100,000	100.00 %
Total Trustee & Benefit Payments		373,291	234,796	20,668	0	138,495	37.10 %	2,100,000	1,865,204	88.82 %
Total Contract Construction:		194,120,363	272,074,309	69,628,658	2,235,643	(80,189,588)	-41.31%	599,553,979	325,244,027	54.25 %

User ID: ddecker
Report ID: AD-FN-GL-003
Run Date: 01 Dec 2023
% of Time
Remaining: 66.7

Idaho Transportation Department

STATEMENT OF REVENUES AND EXPENDITURES

BUDGET TO ACTUAL

FOR THE FISCAL YEAR TO DATE - FOR THE PERIOD ENDED 10/31/2023

Fund: 0260 State Highway Fund

		Year to Date Allotment	Year to Date Actual	Current Month Activity	Year to Date Encumbrance	Variance Favorable / Unfavorable	Percent Variance	Annual Appropriation	Appropriation Balance	Percent Remaining
		(A)	(B)	(C)	(D)	(E = A - B - D)	(F = E / A)	(G)	(H = G - B - D)	(I = H / G)
Fiscal Year:	2024									
Budget Fiscal Year:	2024									
Capital Outlay - District 1										
Capital Outlay	Dedicated	0	20,545,766	5,714,965	0	(20,545,766)	0.00 %	0	(20,545,766)	0.00 %
Capital Outlay	Federal	0	31,723,348	8,964,438	0	(31,723,348)	0.00 %	0	(31,723,348)	0.00 %
Capital Outlay	FICR	0	416,392	185,374	0	(416,392)	0.00 %	0	(416,392)	0.00 %
Capital Outlay	Local	0	742,971	49,646	0	(742,971)	0.00 %	0	(742,971)	0.00 %
Capital Outlay	COVID Relief	0	1,976,545	38,074	0	(1,976,545)	0.00 %	0	(1,976,545)	0.00 %
District 1 Total		0	55,405,022	14,952,497	0	(55,405,022)	0.00 %	0	(55,405,022)	0.00 %
Capital Outlay - District 2										
Capital Outlay	Dedicated	0	5,841,220	1,980,308	22,735	(5,863,955)	0.00 %	0	(5,863,955)	0.00 %
Capital Outlay	Federal	0	29,444,276	5,125,446	0	(29,444,276)	0.00 %	0	(29,444,276)	0.00 %
Capital Outlay	Local	0	321,914	81,848	0	(321,914)	0.00 %	0	(321,914)	0.00 %
Capital Outlay	COVID Relief	0	371,697	1,460	0	(371,697)	0.00 %	0	(371,697)	0.00 %
District 2 Total		0	35,979,107	7,189,061	22,735	(36,001,842)	0.00 %	0	(36,001,842)	0.00 %
Capital Outlay - District 3										
Capital Outlay	Dedicated	0	17,355,466	7,179,342	195,183	(17,550,649)	0.00 %	0	(17,550,649)	0.00 %
Capital Outlay	Federal	0	62,148,692	8,208,571	1,660	(62,150,351)	0.00 %	0	(62,150,351)	0.00 %
Capital Outlay	FICR	0	5,600,114	4,878,136	0	(5,600,114)	0.00 %	0	(5,600,114)	0.00 %
Capital Outlay	Local	0	2,175,079	512,099	0	(2,175,079)	0.00 %	0	(2,175,079)	0.00 %
Capital Outlay	COVID Relief	0	87,349	23,083	0	(87,349)	0.00 %	0	(87,349)	0.00 %
District 3 Total		0	87,366,699	20,801,230	196,843	(87,563,543)	0.00 %	0	(87,563,543)	0.00 %
Capital Outlay - District 4										
Capital Outlay	Dedicated	0	6,422,365	1,577,766	0	(6,422,365)	0.00 %	0	(6,422,365)	0.00 %
Capital Outlay	Federal	0	23,687,744	8,339,659	0	(23,687,744)	0.00 %	0	(23,687,744)	0.00 %
Capital Outlay	Local	0	293,352	187,447	0	(293,352)	0.00 %	0	(293,352)	0.00 %
Capital Outlay	COVID Relief	0	4,345,703	50,532	0	(4,345,703)	0.00 %	0	(4,345,703)	0.00 %
District 4 Total		0	34,749,164	10,155,404	0	(34,749,164)	0.00 %	0	(34,749,164)	0.00 %

User ID: ddecker
 Report ID: AD-FN-GL-003
 Run Date: 01 Dec 2023
 % of Time
 Remaining: 66.7

Idaho Transportation Department

STATEMENT OF REVENUES AND EXPENDITURES

BUDGET TO ACTUAL

FOR THE FISCAL YEAR TO DATE - FOR THE PERIOD ENDED 10/31/2023

Fund: 0260 State Highway Fund

		Year to Date Allotment	Year to Date Actual	Current Month Activity	Year to Date Encumbrance	Variance Favorable / Unfavorable	Percent Variance	Annual Appropriation	Appropriation Balance	Percent Remaining
		(A)	(B)	(C)	(D)	(E = A - B - D)	(F = E / A)	(G)	(H = G - B - D)	(I = H / G)
Fiscal Year:	2024									
Budget Fiscal Year:	2024									
Capital Outlay - District 5										
Capital Outlay	Dedicated	0	8,140,806	(1,415,484)	0	(8,140,806)	0.00 %	0	(8,140,806)	0.00 %
Capital Outlay	Federal	0	26,946,357	8,165,428	0	(26,946,357)	0.00 %	0	(26,946,357)	0.00 %
Capital Outlay	Local	0	388,508	64,307	0	(388,508)	0.00 %	0	(388,508)	0.00 %
Capital Outlay	COVID Relief	0	539,616	173,863	0	(539,616)	0.00 %	0	(539,616)	0.00 %
District 5 Total		0	36,015,287	6,988,114	0	(36,015,287)	0.00 %	0	(36,015,287)	0.00 %
Capital Outlay - District 6										
Capital Outlay	Dedicated	0	3,439,763	1,474,986	0	(3,439,763)	0.00 %	0	(3,439,763)	0.00 %
Capital Outlay	Federal	0	13,444,200	6,103,023	0	(13,444,200)	0.00 %	0	(13,444,200)	0.00 %
Capital Outlay	FICR	0	466,747	0	0	(466,747)	0.00 %	0	(466,747)	0.00 %
Capital Outlay	Local	0	879,512	493,416	0	(879,512)	0.00 %	0	(879,512)	0.00 %
District 6 Total		0	18,230,222	8,071,425	0	(18,230,222)	0.00 %	0	(18,230,222)	0.00 %
Capital Outlay - District 7										
Capital Outlay	Dedicated	59,681,007	0	0	0	59,681,007	100.00 %	190,950,279	190,950,279	100.00 %
Capital Outlay	Federal	129,446,637	0	0	0	129,446,637	100.00 %	388,907,500	388,907,500	100.00 %
Capital Outlay	Local	1,932,302	0	0	0	1,932,302	100.00 %	6,996,200	6,996,200	100.00 %
District 7 Total		191,059,946	0	0	0	191,059,946	100.00 %	586,853,979	586,853,979	100.00 %
Capital Outlay - District 8										
Capital Outlay	Dedicated	0	666,101	466,498	0	(666,101)	0.00 %	0	(666,101)	0.00 %
Capital Outlay	Federal	0	1,190,723	350,679	0	(1,190,723)	0.00 %	0	(1,190,723)	0.00 %
District 8 Total		0	1,856,823	817,177	0	(1,856,823)	0.00 %	0	(1,856,823)	0.00 %
Total Capital Outlay		191,059,946	269,602,324	68,974,908	219,578	(78,761,956)	-41.22 %	586,853,979	317,032,076	54.02 %
Total Contract Construction:		191,059,946	269,602,324	68,974,908	219,578	(78,761,956)	-41.22 %	586,853,979	317,032,076	54.02 %

User ID: ddecker
 Report ID: AD-FN-GL-003
 Run Date: 01 Dec 2023
 % of Time
 Remaining: 66.7

Idaho Transportation Department

STATEMENT OF REVENUES AND EXPENDITURES

BUDGET TO ACTUAL

FOR THE FISCAL YEAR TO DATE - FOR THE PERIOD ENDED 10/31/2023

Fund: 0269 Transportation Expansion and Congestion Mitigation Fund

Fiscal Year: 2024	Year to Date Allotment	Year to Date Actual	Current Month Activity	Year to Date Encumbrance	Variance Favorable / Unfavorable	Percent Variance	Annual Appropriation	Appropriation Balance	Percent Remaining
Budget Fiscal Year: 2024	(A)	(B)	(C)	(D)	(E = A - B - D)	(F = E / A)	(G)	(H = G - B - D)	(I = H / G)
REVENUES									
Miscellaneous Revenues	1,166,668	1,154,216	0	0	(12,452)	-1.07%	3,500,000	2,345,784	67.02 %
TOTAL REVENUES:	1,166,668	1,154,216	0	0	(12,452)	-1.07%	3,500,000	2,345,784	67.02 %
TRANSFERS-IN									
Sales Tax	41,676,423	41,014,460	10,086,684	0	(661,963)	-1.59%	80,000,000	38,985,540	48.73 %
TOTAL TRANSFERS-IN:	41,676,423	41,014,460	10,086,684	0	(661,963)	-1.59%	80,000,000	38,985,540	48.73 %
TOTAL REV AND TRANSFERS-IN:	42,843,091	42,168,676	10,086,684	0	(674,415)	-1.57%	83,500,000	41,331,324	49.50 %
EXPENDITURES									
Contract Construction - Capital Projects	63,672,272	13,700,981	3,331,150	0	49,971,291	78.48 %	252,216,821	238,515,839	94.57 %
TOTAL EXPENDITURES:	63,672,272	13,700,981	3,331,150	0	49,971,291	78.48 %	252,216,821	238,515,839	94.57 %
TRANSFERS OUT									
Operating	0	30,927,280	10,117,980	0	(30,927,280)	0.00 %	0	(30,927,280)	0.00 %
TOTAL TRANSFERS OUT:	0	30,927,280	10,117,980	0	(30,927,280)	0.00 %	0	(30,927,280)	0.00 %
TOTAL EXPD AND TRANSFERS OUT:	63,672,272	44,628,261	13,449,129	0	19,044,011	29.91 %	252,216,821	207,588,559	82.31 %
Net for Fiscal Year 2024:	(20,829,181)	(2,459,585)	(3,362,446)		18,369,596		(168,716,821)	(166,257,235)	

User ID: ddecker
 Report ID: AD-FN-GL-003
 Run Date: 01 Dec 2023
 % of Time
 Remaining: 66.7

Idaho Transportation Department

STATEMENT OF REVENUES AND EXPENDITURES

BUDGET TO ACTUAL

FOR THE FISCAL YEAR TO DATE - FOR THE PERIOD ENDED 10/31/2023

Fund: 0270 Strategic Initiatives Program Fund (State 60%)

		Year to Date Allotment	Year to Date Actual	Current Month Activity	Year to Date Encumbrance	Variance Favorable / Unfavorable	Percent Variance	Annual Appropriation	Appropriation Balance	Percent Remaining
		(A)	(B)	(C)	(D)	(E = A - B - D)	(F = E / A)	(G)	(H = G - B - D)	(I = H / G)
Fiscal Year:	2024									
Budget Fiscal Year:	2024									
REVENUES										
State Sources - Miscellaneous Revenues		1,200,000	964,125	0	0	(235,875)	-19.66%	3,600,000	2,635,875	73.22 %
TOTAL REVENUES:		1,200,000	964,125	0	0	(235,875)	-19.66%	3,600,000	2,635,875	73.22 %
TRANSFERS-IN										
Statutory		181,680,000	181,680,000	0	0	0	0.00 %	181,680,000	0	0.00 %
TOTAL TRANSFERS-IN:		181,680,000	181,680,000	0	0	0	0.00 %	181,680,000	0	0.00 %
TOTAL REV AND TRANSFERS-IN:		182,880,000	182,644,125	0	0	(235,875)	-0.13%	185,280,000	2,635,875	1.42 %
EXPENDITURES										
Contract Construction - Capital Projects		60,807,332	60,072,661	16,846,458	0	734,671	1.21 %	182,422,000	122,349,339	67.07 %
TOTAL EXPENDITURES:		60,807,332	60,072,661	16,846,458	0	734,671	1.21 %	182,422,000	122,349,339	67.07 %
TOTAL EXPD AND TRANSFERS OUT:		60,807,332	60,072,661	16,846,458	0	734,671	1.21 %	182,422,000	122,349,339	67.07 %
Net for Fiscal Year 2024:		122,072,668	122,571,464	(16,846,458)		498,796		2,858,000	(119,713,464)	

User ID: ddecker
Report ID: AD-FN-GL-003
Run Date: 01 Dec 2023
% of Time
Remaining: 66.7

Idaho Transportation Department

STATEMENT OF REVENUES AND EXPENDITURES
BUDGET TO ACTUAL

FOR THE FISCAL YEAR TO DATE - FOR THE PERIOD ENDED 10/31/2023

Fund: 0270 Strategic Initiatives Program Fund (LHTAC-Local 40%)

		Year to Date Allotment	Year to Date Actual	Current Month Activity	Year to Date Encumbrance	Variance Favorable / Unfavorable	Percent Variance	Annual Appropriation	Appropriation Balance	Percent Remaining
Fiscal Year: 2024		(A)	(B)	(C)	(D)	(E = A - B - D)	(F = E / A)	(G)	(H = G - B - D)	(I = H / G)
Budget Fiscal Year: 2024		(A)	(B)	(C)	(D)	(E = A - B - D)	(F = E / A)	(G)	(H = G - B - D)	(I = H / G)
REVENUES										
State Sources - Miscellaneous Revenues		800,000	2,154,151	0	0	1,354,151	169.27 %	2,400,000	245,849	10.24 %
TOTAL REVENUES:		800,000	2,154,151	0	0	1,354,151	169.27 %	2,400,000	245,849	10.24 %
TOTAL REV AND TRANSFERS-IN:		800,000	2,154,151	0	0	1,354,151	169.27 %	2,400,000	245,849	10.24 %
TRANSFERS OUT										
Contract Construction - Statutory		0	36,000,000	0	0	(36,000,000)	0.00 %	0	(36,000,000)	0.00 %
TOTAL TRANSFERS OUT:		0	36,000,000	0	0	(36,000,000)	0.00 %	0	(36,000,000)	0.00 %
TOTAL EXPD AND TRANSFERS OUT:		0	36,000,000	0	0	(36,000,000)	0.00 %	0	(36,000,000)	0.00 %
Net for Fiscal Year 2024:		800,000	(33,845,849)	0		(34,645,849)		2,400,000	36,245,849	

User ID: ddecker
Report ID: AD-FN-GL-003
Run Date: 01 Dec 2023
% of Time
Remaining: 66.7

Idaho Transportation Department

STATEMENT OF REVENUES AND EXPENDITURES

BUDGET TO ACTUAL

FOR THE FISCAL YEAR TO DATE - FOR THE PERIOD ENDED 10/31/2023

Fund: 0270 Strategic Initiatives Grant Program

		Year to Date Allotment	Year to Date Actual	Current Month Activity	Year to Date Encumbrance	Variance Favorable / Unfavorable	Percent Variance	Annual Appropriation	Appropriation Balance	Percent Remaining
Fiscal Year: 2024		(A)	(B)	(C)	(D)	(E = A - B - D)	(F = E / A)	(G)	(H = G - B - D)	(I = H / G)
Budget Fiscal Year: 2024		(A)	(B)	(C)	(D)	(E = A - B - D)	(F = E / A)	(G)	(H = G - B - D)	(I = H / G)
REVENUES										
State Sources - Miscellaneous Revenues		0	614	0	0	614	0.00 %	0	(614)	0.00 %
TOTAL REVENUES:		0	614	0	0	614	0.00 %	0	(614)	0.00 %
TRANSFERS-IN										
Statutory		0	136,000,000	0	0	136,000,000	0.00 %	0	(136,000,000)	0.00 %
TOTAL TRANSFERS-IN:		0	136,000,000	0	0	136,000,000	0.00 %	0	(136,000,000)	0.00 %
TOTAL REV AND TRANSFERS-IN:		0	136,000,614	0	0	136,000,614	0.00 %	0	(136,000,614)	0.00 %
EXPENDITURES										
Contract Construction - Trustee & Benefit Payments		45,333,332	36,000,000	0	0	9,333,332	20.59 %	136,000,000	100,000,000	73.53 %
TOTAL EXPENDITURES:		45,333,332	36,000,000	0	0	9,333,332	20.59 %	136,000,000	100,000,000	73.53 %
TOTAL EXPD AND TRANSFERS OUT:		45,333,332	36,000,000	0	0	9,333,332	20.59 %	136,000,000	100,000,000	73.53 %
Net for Fiscal Year 2024:		(45,333,332)	100,000,614	0		145,333,946		(136,000,000)	(236,000,614)	

User ID: ddecker
Report ID: AD-FN-GL-003
Run Date: 01 Dec 2023
% of Time
Remaining: 66.7

Idaho Transportation Department
STATEMENT OF REVENUES AND EXPENDITURES
BUDGET TO ACTUAL
FOR THE FISCAL YEAR TO DATE - FOR THE PERIOD ENDED 10/31/2023

Fund: 0345 CARES Act Covid-19

		Year to Date Allotment	Year to Date Actual	Current Month Activity	Year to Date Encumbrance	Variance Favorable / Unfavorable	Percent Variance	Annual Appropriation	Appropriation Balance	Percent Remaining
		(A)	(B)	(C)	(D)	(E = A - B - D)	(F = E / A)	(G)	(H = G - B - D)	(I = H / G)
Fiscal Year:	2024									
Budget Fiscal Year:	2024									
REVENUES										
Federal Sources - Federal Transit Authority		60,000	410,694	0	0	350,694	584.49 %	7,857,300	7,446,606	94.77 %
TOTAL REVENUES:		60,000	410,694	0	0	350,694	584.49 %	7,857,300	7,446,606	94.77 %
TOTAL REV AND TRANSFERS-IN:		60,000	410,694	0	0	350,694	584.49 %	7,857,300	7,446,606	94.77 %
EXPENDITURES										
Trustee & Benefit Payments		2,619,092	405,211	0	0	2,213,881	84.53 %	7,857,300	7,452,089	94.84 %
TOTAL EXPENDITURES:		2,619,092	405,211	0	0	2,213,881	84.53 %	7,857,300	7,452,089	94.84 %
TOTAL EXPD AND TRANSFERS OUT:		2,619,092	405,211	0	0	2,213,881	84.53 %	7,857,300	7,452,089	94.84 %
Net for Fiscal Year 2024:		(2,559,092)	5,483	0		2,564,575		0	(5,483)	

User ID: ddecker
 Report ID: AD-FN-GL-003
 Run Date: 01 Dec 2023
 % of Time
 Remaining: 66.7

Idaho Transportation Department

STATEMENT OF REVENUES AND EXPENDITURES

BUDGET TO ACTUAL

FOR THE FISCAL YEAR TO DATE - FOR THE PERIOD ENDED 10/31/2023

Fund: 0372 TECM Debt Service Fund

	Year to Date Allotment	Year to Date Actual	Current Month Activity	Year to Date Encumbrance	Variance Favorable / Unfavorable	Percent Variance	Annual Appropriation	Appropriation Balance	Percent Remaining
	(A)	(B)	(C)	(D)	(E = A - B - D)	(F = E / A)	(G)	(H = G - B - D)	(I = H / G)
Fiscal Year: 2024									
Budget Fiscal Year: 2024									
REVENUES									
State Sources - Miscellaneous Revenues	0	10,868	0	0	10,868	0.00 %	0	(10,868)	0.00 %
TOTAL REVENUES:	0	10,868	0	0	10,868	0.00 %	0	(10,868)	0.00 %
TRANSFERS-IN									
Operating	0	30,927,280	10,117,980	0	30,927,280	0.00 %	0	(30,927,280)	0.00 %
TOTAL TRANSFERS-IN:	0	30,927,280	10,117,980	0	30,927,280	0.00 %	0	(30,927,280)	0.00 %
TOTAL REV AND TRANSFERS-IN:	0	30,938,148	10,117,980	0	30,938,148	0.00 %	0	(30,938,148)	0.00 %
EXPENDITURES									
Bond Principal / Interest	0	6,239,968	3,119,984	0	(6,239,968)	0.00 %	0	(6,239,968)	0.00 %
TOTAL EXPENDITURES:	0	6,239,968	3,119,984	0	(6,239,968)	0.00 %	0	(6,239,968)	0.00 %
TOTAL EXPD AND TRANSFERS OUT:	0	6,239,968	3,119,984	0	(6,239,968)	0.00 %	0	(6,239,968)	0.00 %
Net for Fiscal Year 2024:	0	24,698,180	6,997,996		24,698,180		0	(24,698,180)	

User ID: ddecker
Report ID: AD-FN-GL-003
Run Date: 01 Dec 2023
% of Time
Remaining: 66.7

Idaho Transportation Department
STATEMENT OF REVENUES AND EXPENDITURES
BUDGET TO ACTUAL
FOR THE FISCAL YEAR TO DATE - FOR THE PERIOD ENDED 10/31/2023

Fund: 0373 TECM Capital Project Fund

		Year to Date Allotment	Year to Date Actual	Current Month Activity	Year to Date Encumbrance	Variance Favorable / Unfavorable	Percent Variance	Annual Appropriation	Appropriation Balance	Percent Remaining
Fiscal Year: 2024		(A)	(B)	(C)	(D)	(E = A - B - D)	(F = E / A)	(G)	(H = G - B - D)	(I = H / G)
Budget Fiscal Year: 2024		(A)	(B)	(C)	(D)	(E = A - B - D)	(F = E / A)	(G)	(H = G - B - D)	(I = H / G)
REVENUES										
State Sources - Miscellaneous Revenues		0	76,998,764	30,480,601	0	76,998,764	0.00 %	0	(76,998,764)	0.00 %
TOTAL REVENUES:		0	76,998,764	30,480,601	0	76,998,764	0.00 %	0	(76,998,764)	0.00 %
TOTAL REV AND TRANSFERS-IN:		0	76,998,764	30,480,601	0	76,998,764	0.00 %	0	(76,998,764)	0.00 %
EXPENDITURES										
Capital Projects		0	76,341,713	29,804,960	0	(76,341,713)	0.00 %	0	(76,341,713)	0.00 %
TOTAL EXPENDITURES:		0	76,341,713	29,804,960	0	(76,341,713)	0.00 %	0	(76,341,713)	0.00 %
TOTAL EXPD AND TRANSFERS OUT:		0	76,341,713	29,804,960	0	(76,341,713)	0.00 %	0	(76,341,713)	0.00 %
Net for Fiscal Year 2024:		0	657,051	675,641		657,051		0	(657,051)	

User ID: ddecker
Report ID: AD-FN-GL-003
Run Date: 01 Dec 2023
% of Time
Remaining: 66.7

Idaho Transportation Department

STATEMENT OF REVENUES AND EXPENDITURES

BUDGET TO ACTUAL

FOR THE FISCAL YEAR TO DATE - FOR THE PERIOD ENDED 10/31/2023

Fund: 0374 GARVEE Capital Project Fund

		Year to Date Allotment	Year to Date Actual	Current Month Activity	Year to Date Encumbrance	Variance Favorable / Unfavorable	Percent Variance	Annual Appropriation	Appropriation Balance	Percent Remaining
Fiscal Year: 2024		(A)	(B)	(C)	(D)	(E = A - B - D)	(F = E / A)	(G)	(H = G - B - D)	(I = H / G)
Budget Fiscal Year: 2024		(A)	(B)	(C)	(D)	(E = A - B - D)	(F = E / A)	(G)	(H = G - B - D)	(I = H / G)
REVENUES										
State Sources - Miscellaneous Revenues		0	10,725,341	3,361,578	0	10,725,341	0.00 %	0	(10,725,341)	0.00 %
TOTAL REVENUES:		0	10,725,341	3,361,578	0	10,725,341	0.00 %	0	(10,725,341)	0.00 %
TOTAL REV AND TRANSFERS-IN:		0	10,725,341	3,361,578	0	10,725,341	0.00 %	0	(10,725,341)	0.00 %
EXPENDITURES										
Capital Projects		0	10,217,982	2,853,685	0	(10,217,982)	0.00 %	0	(10,217,982)	0.00 %
TOTAL EXPENDITURES:		0	10,217,982	2,853,685	0	(10,217,982)	0.00 %	0	(10,217,982)	0.00 %
TOTAL EXPD AND TRANSFERS OUT:		0	10,217,982	2,853,685	0	(10,217,982)	0.00 %	0	(10,217,982)	0.00 %
Net for Fiscal Year 2024:		0	507,359	507,893		507,359		0	(507,359)	

User ID: ddecker
Report ID: AD-FN-GL-003
Run Date: 01 Dec 2023
% of Time
Remaining: 66.7

Idaho Transportation Department
STATEMENT OF REVENUES AND EXPENDITURES
BUDGET TO ACTUAL
FOR THE FISCAL YEAR TO DATE - FOR THE PERIOD ENDED 10/31/2023

Fund: 0375 GARVEE Debt Service Fund

		Year to Date Allotment	Year to Date Actual	Current Month Activity	Year to Date Encumbrance	Variance Favorable / Unfavorable	Percent Variance	Annual Appropriation	Appropriation Balance	Percent Remaining
Fiscal Year: 2024		(A)	(B)	(C)	(D)	(E = A - B - D)	(F = E / A)	(G)	(H = G - B - D)	(I = H / G)
Budget Fiscal Year: 2024		(A)	(B)	(C)	(D)	(E = A - B - D)	(F = E / A)	(G)	(H = G - B - D)	(I = H / G)
REVENUES										
State Sources - Miscellaneous Revenues		0	48,889	0	0	48,889	0.00 %	0	(48,889)	0.00 %
TOTAL REVENUES:		0	48,889	0	0	48,889	0.00 %	0	(48,889)	0.00 %
TRANSFERS-IN										
Operating		0	4,700,000	244,982	0	4,700,000	0.00 %	0	(4,700,000)	0.00 %
TOTAL TRANSFERS-IN:		0	4,700,000	244,982	0	4,700,000	0.00 %	0	(4,700,000)	0.00 %
TOTAL REV AND TRANSFERS-IN:		0	4,748,889	244,982	0	4,748,889	0.00 %	0	(4,748,889)	0.00 %
EXPENDITURES										
Bond Principal / Interest		0	1,221,529	407,176	0	(1,221,529)	0.00 %	0	(1,221,529)	0.00 %
TOTAL EXPENDITURES:		0	1,221,529	407,176	0	(1,221,529)	0.00 %	0	(1,221,529)	0.00 %
TOTAL EXPD AND TRANSFERS OUT:		0	1,221,529	407,176	0	(1,221,529)	0.00 %	0	(1,221,529)	0.00 %
Net for Fiscal Year 2024:		0	3,527,360	(162,194)		3,527,360		0	(3,527,360)	

User ID: ddecker
 Report ID: AD-FN-GL-003
 Run Date: 01 Dec 2023
 % of Time
 Remaining: 66.7

Idaho Transportation Department

STATEMENT OF REVENUES AND EXPENDITURES

BUDGET TO ACTUAL

FOR THE FISCAL YEAR TO DATE - FOR THE PERIOD ENDED 10/31/2023

Fund: 0221 State Aeronautics Fund

	Year to Date Allotment	Year to Date Actual	Current Month Activity	Year to Date Encumbrance	Variance Favorable / Unfavorable	Percent Variance	Annual Appropriation	Appropriation Balance	Percent Remaining
	(A)	(B)	(C)	(D)	(E = A - B - D)	(F = E / A)	(G)	(H = G - B - D)	(I = H / G)
Fiscal Year: 2024									
Budget Fiscal Year: 2024									
REVENUES									
Federal Sources - FAA	100,000	77,556	0	0	(22,444)	-22.44%	668,500	590,944	88.40 %
State Sources - Miscellaneous	38,045	322,503	26,945	0	284,458	747.69 %	347,000	24,497	7.06 %
Interagency Sources -	109,500	119,682	40,051	0	10,182	9.30 %	254,900	135,218	53.05 %
TOTAL REVENUES:	247,545	519,740	66,996	0	272,196	109.96 %	1,270,400	750,659	59.09 %
TRANSFERS-IN									
Operating	1,212,541	1,173,227	268,311	0	(39,314)	-3.24%	2,900,000	1,726,773	59.54 %
TOTAL TRANSFERS-IN:	1,212,541	1,173,227	268,311	0	(39,314)	-3.24%	2,900,000	1,726,773	59.54 %
TOTAL REV AND TRANSFERS-IN:	1,460,086	1,692,967	335,307	0	232,882	15.95 %	4,170,400	2,477,432	59.41 %
EXPENDITURES									
Permanent Staff Salaries	321,235	306,534	67,955	0	14,701	4.58 %	928,013	621,478	66.97 %
Board, Hourly, OT, Shift Diff	33,652	53,673	0	0	(20,021)	-59.49%	161,780	108,106	66.82 %
Fringe Benefits	129,198	133,689	28,887	0	(4,490)	-3.48%	379,508	245,819	64.77 %
Travel Expense	24,232	34,109	23,015	0	(9,877)	-40.76%	69,042	34,933	50.60 %
Operating Expense	521,045	199,651	41,012	0	321,394	61.68 %	1,349,258	1,149,607	85.20 %
Capital Equipment Expense	40,500	0	0	11,764	28,736	70.95 %	107,000	95,236	89.01 %
Capital Facilities Expense	110,556	18,873	1,420	37,669	54,014	48.86 %	160,556	104,014	64.78 %
Trustee & Benefit Payments	1,900,000	1,809,901	316,680	0	90,099	4.74 %	39,388,338	37,578,438	95.40 %
TOTAL EXPENDITURES:	3,080,419	2,556,430	478,968	49,433	474,556	15.41 %	42,543,495	39,937,631	93.87 %
TOTAL EXPD AND TRANSFERS OUT:	3,080,419	2,556,430	478,968	49,433	474,556	15.41 %	42,543,495	39,937,631	93.87 %
Net for Fiscal Year 2024:	(1,620,333)	(863,463)	(143,661)		707,438		(38,373,095)	(37,460,199)	



Board Agenda Item

ITD 2210 (Rev. 10-13)

Meeting Date December 13, 2023Consent Item ☐Information Item ☐Amount of Presentation Time Needed 20 Minutes

Presenter's Name Chairman Jim White	Presenter's Title Dealer Advisory Board Chairman	Initials JW	Reviewed By
Preparer's Name Heather Fleck	Preparer's Title Stakeholder Program Specialist	Initials HF	

Subject

Dealer Advisory Board annual report

Key Number	District	Route Number
------------	----------	--------------

Background Information

As per Administrative Policy 5040, Dealer Advisory Board, the DAB is required to present an annual report to the Idaho Transportation Board.

DAB Chairman Jim White will present the annual report.

The DAB members are:

Chairman – Jim White

Vice Chair – Con Paulos

Secretary – Jim Addis

Member – Bobby Peterson

Member – Grant Peterson Jr.

Member – Kelly Hirning

Member – Timothy Sexton

Member – Tom Robideaux

Member – Allan Marsh

Member – Brett Taylor

Member – Brandon Wilson

Recommendations

For information.

Board Action

☐ Approved ☐ Deferred _____
☐ Other _____



Board Agenda Item

ITD 2210 (Rev. 10-13)

Meeting Date 12/13/2023

Consent Item ☐

Information Item ☐

Amount of Presentation Time Needed 15 Min

Presenter's Name Winston Inouye	Presenter's Title FAC Chairman	Initials WI	Reviewed By
Preparer's Name Caleb Forrey	Preparer's Title Freight Program Manager	Initials CF	

Subject

Freight Advisory Committee Annual Report

Key Number N/A	District NA	Route Number N/A
-------------------	----------------	---------------------

Background Information

In accordance with Board Policy 4048, Freight Advisory Committee, the FAC Chairman will provide the annual update on the Freight Advisory Committee's activities.

The presentation will include:

- FAC Membership
- Personnel Updates
- Idaho Statewide Freight Plan Approval
- FAC Participation in the Freight Investment Plan
- 129,000 Pounds Applications
- FAC Advisory Involvement on current events
- Upcoming – FAC Meeting February 27, 2024 in Boise
- Upcoming – Update State Rail Plan
- Upcoming – Regional Freight Summits

Recommendations

Informational update.

Board Action

☐ Approved ☐ Deferred _____
☐ Other _____



Board Agenda Item

ITD 2210 (Rev. 10-13)

Meeting Date December 13, 2023

Consent Item ☐

Information Item ☐

Amount of Presentation Time Needed 10 minutes

Presenter's Name	Presenter's Title	Initials	Reviewed By
Dan McElhinney/Scott Luekenga	CD/COO, Planning Manager	DM	
Preparer's Name	Preparer's Title	Initials	
Blake Rindlisbacher	Chief Engineer	BR	

Subject

The Strategic Initiatives Program Local Transportation Grant Program (LTGP)		
Key Number	District	Route Number
N/A	N/A	N/A

Background Information

In follow up to last month's presentation, this board item is to approve the Local Transportation Grant Program (LTGP) grantees.

The Governor signed House Bill 132 on March 16, 2023, which amended the Strategic Initiatives Program (SIP) by creating a Strategic Initiatives Grant Program for local units of government. The Governor signed Senate Bill 1189 on April 3, 2023 which appropriated \$100 million to the Strategic Initiatives Grant Program Fund for fiscal year 2024. Each change was effective as of July 1, 2023. In the last five months the Transportation Department, in cooperation with local stakeholders, has created a grant application process, called for applications, received applications, and finalized a review of the applications. A draft list of projects recommended for grants was presented to the Board for review at the November Idaho Transportation Board meeting.

IC 40-719 (3)(a): "...the strategic initiatives grant program shall be for the purpose of assisting local units of government to mitigate the impact of state highway projects on local roads or for economically significant local transportation projects that require the assistance of the Idaho transportation department to facilitate."

IC 40-719 (3)(c): "Fifty percent (50%) of the funds appropriated to the strategic initiatives grant program described in this subsection shall be awarded to large urban areas that have a population greater than fifty thousand (50,000), and fifty percent (50%) of such funds shall be awarded to rural areas or to small urban areas with a population of that is less than fifty thousand (50,000). ... The Idaho transportation department shall report annually to the transportation and defense committee of the house of representatives and the transportation committee of the senate of the legislature regarding the strategic initiatives grant program."

In late July 2023, \$100 million was deposited into the Strategic Initiatives Grant Program Fund. In June 2023 the Board approved the FY2024 Local Transportation Grant Program details, and authorized staff to call for local project nominations between July 1, 2023 and September 1, 2023. Local transportation agencies responded very well to the call for projects - ITD received 127 applications totaling over \$293 million in transportation projects as follows:

Large Urban (Category 1) – 20 applications totaling \$123,721,198.97
Small Urban/Rural (Category 2) – 107 applications totaling \$169,552,046.99



Board Agenda Item

ITD 2210 (Rev. 10-13)

In September 2023 ITD initiated a two-step application review process. The first level review focused on project readiness, timing, and application completeness. ITD's Chief Engineer and District Engineers in coordination with MPO Directors reviewed the Large Urban area (Category 1) applications. Also, ITD's six District Planning Managers and the HQ Planning and Development Manager reviewed the Small Urban/Rural area (Category 2) applications.

The second level review was completed by ITD in consultation meetings with MPO Directors and ITD District Engineers. This review was a more detailed focus on scope and factors such as:

- assisting to mitigate the impacts of state highway projects on local roads
- reviewing the proposed scope for overall benefits, completeness of quality infrastructure and construction schedule
- traffic operational considerations
- statewide perspective of program balance and plan for Board approval recommendation in 2023
- chance for economically significant local transportation projects that require the assistance of the ITD to facilitate funding

Recent coordination and next steps include:

- October 13 & 27, 2023 – Updates with MPO Directors, Chief Deputy and DAs, Large Urban
- November 6, 2023 – Chief Deputy and DA outreach to all Small Urban/Rural applicants update
- November 15, 2023 – Review LTGP status with the Idaho Transportation Board along with a draft recommended grant list
- December 13, 2023 – Request Idaho Transportation Board concurrence of a final grant award list
- December 2023 – January 2024 – inform applicants of award or non-award by letter to each
- January 2024 – Initiate execution of Memorandum of Understandings (MOUs) with grant awardees
- January 2024 – Begin distribution of funding to grant awardees per MOU and construction readiness
- February through November 2024 – ITD will track and monitor progress, Grant Recipients will:
 - prepare plans and bid documents per scope planned
 - provide a construction schedule before construction begins
 - follow State Procurement Rules for advertising, bidding, and award of contracts
 - provide construction oversight and project administration
 - provide a project annual update and a close-out report including a summary of project accounting, with before and after pictures upon project completion
 - complete project construction
- November 2024 – ITD in teamwork with grant recipients will report progress status to the Board.

ITD appreciates all the local highway agencies who took the time to submit applications. Local agencies responded promptly and efficiently to ITD's call for project applications which resulted in applications for about three times the funding available.

ITD is confident that the projects recommended for funding will accomplish the requirements of the legislation, and that the grant application process and the corresponding strong response from local agencies to this first Local Transportation Grant Program demonstrates excellent multi-agency teamwork and statewide readiness to deliver infrastructure improvements for Idaho.

Recommendations

Board approve the attached list of LTGP grantees. Resolution on page 62.

Table A - SIP Local Transportation Grant Program - Projects Recommended

Category	Applicant	Project Name	Project Scope	LTGP Funds
District 1				
Large Urban	City of Coeur d'Alene	Government Way	Intersection Improvements	\$4,826,000.00
Large Urban	City of Post Falls	Spokane Street	Pavement Rehabilitation	\$1,170,000.00
Small Urban/Rural	Benewah County R&B	Benewah Creek Rd	Pavement Rehabilitation	\$1,500,000.00
Small Urban/Rural	Boundary County R&B	Sunrise Road	Intersection Improvements	\$2,000,000.00
Small Urban/Rural	City of Clark Fork	Stephen Street	Pavement Rehabilitation	\$600,000.00
Small Urban/Rural	City of Kootenai	Railroad Ave	Corridor Improvements	\$1,700,000.00
Small Urban/Rural	City of Plummer	Plummer Local Rd	Pavement Rehabilitation	\$610,000.20
Small Urban/Rural	City of Ponderay	McNearney Rd	Pavement Rehabilitation	\$2,000,000.00
Small Urban/Rural	City of St. Maries	Local Roads	Pavement Rehabilitation	\$73,000.00
Small Urban/Rural	Shoshone County R&B	Silver Valley Rd	Pavement Rehabilitation	\$990,000.00
District 2				
Large Urban	City of Lewiston	Snake River Ave	Corridor Improvements	\$3,715,247.00
Small Urban/Rural	City of Craigmont	Division Ave	Pavement Rehabilitation	\$733,000.00
Small Urban/Rural	Grangeville HD	Johnston Rd	Pavement Rehabilitation	\$1,966,022.00
Small Urban/Rural	Idaho County R&B	Lamb Street	Safety Improvements (Signs)	\$110,000.00
Small Urban/Rural	Nez Perce R&B	Webb Rd	Corridor Improvements	\$2,000,000.00
Small Urban/Rural	North HD	Central Ridge, Morhler, Livengood Rd	Culvert Replacement	\$780,000.00
Small Urban/Rural	North Latah HD	Mountain View Rd	Pavement Rehabilitation	\$247,000.00
District 3				
Large Urban	City of Eagle	Downtown Phase 2	Corridor Improvements	\$2,149,500.00
Large Urban	City of Meridian	South Linder Road	Corridor Improvements	\$4,305,388.70
Large Urban	City of Nampa	Ustick Rd West of SH-16	Corridor Improvements	\$10,000,000.00
Small Urban/Rural	City of Cambridge	Commercial Street	Pavement Rehabilitation	\$1,460,000.00
Small Urban/Rural	City of Kuna	Kay/Avalon	Intersection Improvements	\$1,121,660.00
Small Urban/Rural	City of Marsing	Bruneau Highway	Pavement Rehabilitation	\$2,000,000.00
Small Urban/Rural	City of McCall	Davis Ave	Pavement Rehabilitation	\$1,859,000.00
Small Urban/Rural	City of Middleton	Cemetery Rd & SH44	Intersection Improvements	\$1,972,300.00
Small Urban/Rural	City of Weiser	Commercial Street	Pavement Rehabilitation	\$1,987,000.00
Small Urban/Rural	Mountain Home HD	Old Hwy 30	Pavement Rehabilitation	\$2,000,000.00
District 4				
Large Urban	City of Twin Falls	Eastland Dr	Corridor Improvements	\$8,281,960.00
Small Urban/Rural	Shoshone HD	Burma Rd	Pavement Rehabilitation	\$1,854,000.00
Small Urban/Rural	Gooding HD	1800 E Rd	Pavement Rehabilitation	\$2,000,000.00
Small Urban/Rural	Hagerman HD	Hagerman Highway	Pavement Rehabilitation	\$2,000,000.00
Small Urban/Rural	Blaine County R&B	Buttercup Rd	Pavement Rehabilitation	\$2,000,000.00
District 5				
Large Urban	City of Pocatello	Hiline & Flandro Roads	Intersection Improvement	\$2,000,000.00
Small Urban/Rural	Caribou County R&B	Blackfoot River Rd	Pavement Rehabilitation	\$1,635,000.00
Small Urban/Rural	City of Georgetown	Multiple Streets	Pavement Rehabilitation	\$239,000.00
Small Urban/Rural	City of Grace	Center Street	Culvert Replacement	\$1,003,000.00
Small Urban/Rural	City of Lava Hot Springs	4th Street	Pavement Rehabilitation	\$514,000.00
Small Urban/Rural	City of Malad	Bannock Street	Pavement Rehabilitation	\$1,960,980.00
Small Urban/Rural	City of Shelley	Fir Street	Pavement Rehabilitation	\$2,000,000.00
Small Urban/Rural	City of Soda Springs	Main Street	Pavement Rehabilitation	\$1,500,000.00
District 6				
Large Urban	City of Idaho Falls	Pancheri Bridge	Pavement Rehabilitation	\$3,451,904.30
Large Urban	Bonneville County R&B	Iona Rd	Corridor Improvements	\$8,100,000.00
Large Urban	City of Iona	Denning, Scoresby & Free Ave	Road Safety Improvements	\$2,000,000.00
Small Urban/Rural	City of Victor	Agate Ave	Corridor Improvements	\$692,036.58
Small Urban/Rural	City of Rexburg	Pioneer Rd	Pavement Rehabilitation	\$2,000,000.00
Small Urban/Rural	City of Sugar City	Railroad Ave & 3rd South	Corridor Improvements	\$550,000.00
Small Urban/Rural	Fremont County R&B	South St. Anthony Exit	Pavement Rehabilitation	\$843,001.22
Small Urban/Rural	City of Teton	3rd E & 1st N	Pavement Rehabilitation	\$1,500,000.00

11 Large Urban Total = \$50,000,000.00
 37 Small Urban/Rural Total = \$50,000,000.00
 48 Total Recommended = \$100,000,000.00

*Partially funded.

Table B - SIP Local Transportation Grant Program - Projects Not Recommended

Category	Applicant	Project Name	Project Scope	LTGP Funds
District 1				
Large Urban	City of Hayden	Ramsey Rd & Honeysuckle Ave	Intersection Improvements	\$2,500,000.00
Large Urban	Post Falls HD	Huetter Road	Roadway Widening	\$7,453,000.00
Small Urban/Rural	Bonner County R&B	Whiskey Jack-Oden Connection	Pavement Rehabilitation	\$2,000,000.00
Small Urban/Rural	City of Bonners Ferry	Ash Street	Pavement Rehabilitation	\$1,850,000.00
Small Urban/Rural	City of Pinehurst	Division Street	Pavement Rehabilitation	\$1,970,000.00
Small Urban/Rural	City of Priest River	Downtown	Corridor Revitalization	\$1,769,000.00
Small Urban/Rural	City of Rathdrum	Greensferry Rd / Hayden Ave	Intersection Improvements	\$2,000,000.00
Small Urban/Rural	City of Sandpoint	5th & Pine	Signal & Rehabilitation	\$1,495,920.00
Small Urban/Rural	East Side HD	Canyon Rd	Pavement Rehabilitation	\$1,663,100.00
Small Urban/Rural	Lakes HD	Diagonal Rd	Roadway Widening	\$2,490,000.00
District 2				
Large Urban	City of Lewiston	Bryden Ave	Roadway Widening	\$10,000,000.00
Large Urban	City of Lewiston	9th Street	Corridor Improvements	\$3,333,045.00
Small Urban/Rural	City of Moscow	Multiple	Pavement Rehabilitation	\$1,961,127.00
Small Urban/Rural	Cottonwood HD	Graves Creek	Pavement Rehabilitation	\$800,000.00
Small Urban/Rural	Evergreen HD	Winchester Rd	Roadway Widening	\$1,150,000.00
Small Urban/Rural	Nez Perce HD	Lapwai Rd	Roadway Widening	\$2,000,000.00
Small Urban/Rural	North Latah	Eid Rd	Pavement Rehabilitation	\$732,000.00
Small Urban/Rural	South Latah HD	Cow Creek Rd	Widening & Safety Improvements	\$703,000.00
District 3				
Large Urban	Canyon County HD	Middleton & Linden Rd	Intersection Improvements	\$3,539,106.00
Large Urban	City of Boise	Emerald Street Overpass	Corridor Improvements	\$10,000,000.00
Large Urban	Nampa HD #1	CAN ADA RD	Corridor Improvements	\$10,000,000.00
Small Urban/Rural	Adams County R&B	Indian Valley Rd	Pavement Rehabilitation	\$1,350,000.00
Small Urban/Rural	Atlanta HD	Middle Fork Rd	Roadway Reconstruction	\$2,000,000.00
Small Urban/Rural	City of Cascade	Payette & Front St	Pavement Rehabilitation	\$1,999,942.00
Small Urban/Rural	City of Emmett	12th & Substation Rd	Intersection Improvements & Rehabilitation	\$1,859,000.00
Small Urban/Rural	City of Fuitland	Pennsylvania Ave	Pavement Rehabilitation	\$2,000,000.00
Small Urban/Rural	City of Greenleaf	Friends Rd	Pavement Rehabilitation	\$2,000,000.00
Small Urban/Rural	City of Mountain Home	E 8th N & American Legion	Intersection Improvements	\$1,950,000.00
Small Urban/Rural	City of New Plymouth	Southwest Ave	Pavement Rehabilitation	\$2,000,000.00
Small Urban/Rural	City of Payette	Main Street	Corridor Revitalization	\$2,000,000.00
Small Urban/Rural	Gem County R&B	Little Freeze Out	Pavement Rehabilitation	\$2,000,000.00
Small Urban/Rural	Glenns Ferry HD	Old Highway 30	Pavement Rehabilitation	\$2,000,000.00
Small Urban/Rural	Payette County R&B	Pearl Road	Pavement Rehabilitation	\$564,154.00
Small Urban/Rural	Valley County R&B	Elo Rd	Pavement Rehabilitation	\$2,000,000.00
Small Urban/Rural	Washington County R&B	Stagecoach Loop	Pavement Rehabilitation	\$2,000,000.00
Small Urban/Rural	Wieser Valley HD	Johnson RD	Pavement Rehabilitation	\$1,238,000.00
District 4				
Small Urban/Rural	Albion HD	Multiple	Chip Seal	\$1,349,000.00
Small Urban/Rural	Buhl HD	1400 E, 3700N to 4000 N Rd	Pavement Rehabilitation	\$1,063,000.00
Small Urban/Rural	City of Albion	North & West Street	Pavement Rehabilitation	\$632,000.00
Small Urban/Rural	City of Filer	3700 N	Pavement Rehabilitation	\$2,000,000.00
Small Urban/Rural	City of Hailey	Myrtle St	Corridor Improvements	\$1,788,746.77
Small Urban/Rural	City of Heyburn	J, 21st St & US30	Intersection Improvements	\$2,000,000.00
Small Urban/Rural	City of Kimberly	3400 E.	Intersection Improvements	\$1,998,543.94
Small Urban/Rural	Jerome HD	North Road Phase 4	Add left turn lanes	\$2,000,000.00
Small Urban/Rural	Murtaugh HD	2900 N	Pavement Rehabilitation	\$2,000,000.00
Small Urban/Rural	Oakley HD	400 W	Pavement Rehabilitation	\$1,672,000.00
Small Urban/Rural	Raft River HD	Interstate Feeders	Pavement Rehabilitation	\$1,667,000.00
Small Urban/Rural	Richfield HD	1420 North Road	Pavement Rehabilitation	\$2,000,000.00
Small Urban/Rural	Twin Fall HD	3800 East	Pavement Rehabilitation	\$1,998,000.00
Small Urban/Rural	Wendell HD	3200 S	Pavement Rehabilitation	\$2,000,000.00
Small Urban/Rural	West Point HD	3400 S	Pavement Rehabilitation	\$2,000,000.00

continued on next page

Idaho Transportation Board | December 13, 2023

Table B - SIP Local Transportation Grant Program - Projects Not Recommended

Category	Applicant	Project Name	Project Scope	LTGP Funds
District 5				
Large Urban	City of Chubbuck	Chubbuck Rd	Intersection Improvements	\$7,630,000.00
Small Urban/Rural	Bannock County R&B	Old Hwy 91	Pavement Rehabilitation	\$2,000,000.00
Small Urban/Rural	Bear Lake County R&B	East Shore Rd	Pavement Rehabilitation	\$2,000,000.00
Small Urban/Rural	Bingham County R&B	New Sweden Rd	Pavement Rehabilitation	\$1,316,000.00
Small Urban/Rural	Bingham County R&B	Woverine Rd	Pavement Rehabilitation	\$2,000,000.00
Small Urban/Rural	City of American Falls	Oregon Trail Truck Route	Pavement Rehabilitation	\$2,000,000.00
Small Urban/Rural	City of Bancroft	1st & 3rd W Street	Drainage Improvements	\$1,250,000.00
Small Urban/Rural	City of Blackfoot	Parkway Ave	Corridor Improvements	\$2,000,000.00
Small Urban/Rural	City of Bloomington	Bloomington Rd	Pavement Rehabilitation	\$2,000,000.00
Small Urban/Rural	City of Preston	400 East	Pavement Rehabilitation	\$600,000.00
Small Urban/Rural	Downey-Swan Lake HD	Downtana Rd	Pavement Rehabilitation	\$750,000.00
District 6				
Large Urban	City of Ammon	Ammon Rd	Corridor Improvements	\$1,982,936.67
Small Urban/Rural	City of Ashton	Railroad Ave	Pavement Rehabilitation	\$450,000.00
Small Urban/Rural	City of Driggs	Johnson Ave	Corridor Improvements	\$2,000,000.00
Small Urban/Rural	City of Lewisville	500 N	Pavement Rehabilitation	\$1,400,000.00
Small Urban/Rural	City of Ririe	US20B	Corridor Improvements	\$975,000.00
Small Urban/Rural	City of Roberts	2858 E	Pavement Rehabilitation	\$1,701,000.00
Small Urban/Rural	City of St. Anthony	W 7th South St	Pavement Rehabilitation	\$1,500,000.00
Small Urban/Rural	City of Teton	Truck Route	Corridor Improvements	\$1,649,000.00
Small Urban/Rural	Clark County R&B	Old Hwy 91	Pavement Rehabilitation	\$2,000,000.00
Small Urban/Rural	Custer County R&B	Custer Rd	Pavement Rehabilitation	\$2,000,000.00
Small Urban/Rural	Custer County R&B	Hot Springs Rd	Intersection Improvement	\$2,000,000.00
Small Urban/Rural	Fremont County R&B	Henrys Lake Drive	Pavement Rehabilitation	\$2,000,000.00
Small Urban/Rural	Jefferson County HD	Multiple Rd	Pavement Rehabilitation	\$2,000,000.00
Small Urban/Rural	Lost River HD	Trail Creek Rd	Pavement Rehabilitation	\$2,000,000.00
Small Urban/Rural	Madison County R&B	Landfill Rd	Pavement Rehabilitation	\$1,988,104.00
Small Urban/Rural	Madison County R&B	Salem Rd	Pavement Rehabilitation	\$739,740.50
Small Urban/Rural	Teton County HD	W4000N Rd	Pavement Rehabilitation	\$2,000,000.00

9 Large Urban Total = \$56,438,087.67
 70 Small Urban/Rural Total = \$118,032,378.21
 79 Total Not Recommended = \$174,470,465.88

Idaho Transportation Board | December 13, 2023

Table C - SIP Local Transportation Grant (Program Recommendation Summary)

Large Urban (Category 1) Summary								
	District 1	District 2	District 3	District 4	District 5	District 6	Total Award	Remain Funds
# of Grant Applicants	4	3	6	1	2	4	20	
# of Grant Awards	2	1	3	1	1	3	11	
Funds Awarded	\$5,996,000.00	\$3,715,247.00	\$16,454,888.70	\$8,281,960.00	\$2,000,000.00	\$13,551,904.30	\$50,000,000.00	\$0.00
% of \$50,000,000.00	11.99%	7.43%	32.91%	16.56%	4.00%	27.10%	100.00%	0.00%

Small Urban/Rural (Category 2) Summary								
	District 1	District 2	District 3	District 4	District 5	District 6	Total Award	Remain Funds
# of Grant Applicants	16	12	22	19	17	21	107	
# of Grant Awards	8	6	7	4	7	5	37	
Funds Awarded	\$9,473,130.20	\$5,836,022.00	\$12,399,960.00	\$7,854,000.00	\$8,851,980.00	\$5,584,907.80	\$50,000,000.00	\$0.00
% of \$50,000,000.00	18.95%	11.67%	24.80%	15.71%	17.70%	11.17%	100.00%	0.00%

Total Awards								
	District 1	District 2	District 3	District 4	District 5	District 6	Total Award	Remain Funds
Applications Submitted/ Recommended	20 10	15 7	28 10	20 5	19 8	25 8	127 48	
Category 1	\$5,996,000.00	\$3,715,247.00	\$16,454,888.70	\$8,281,960.00	\$2,000,000.00	\$13,551,904.30	\$50,000,000.00	\$0.00
Category 2	\$9,473,130.20	\$5,836,022.00	\$12,399,960.00	\$7,854,000.00	\$8,851,980.00	\$5,584,907.80	\$50,000,000.00	\$0.00
Total District Award	\$15,469,130.20	\$9,551,269.00	\$28,854,848.70	\$16,135,960.00	\$10,851,980.00	\$19,136,812.10	\$100,000,000.00	\$0.00
% of \$100,000,000.00	15.47%	9.55%	28.85%	16.14%	10.85%	19.14%	100.00%	0.00%

127 Total Applications

48 Grant Recipients Recommended

RESOLUTION

WHEREAS, the legislature amended, and the governor approved changes to IC Section 40-719 (HB132 & SB 1189) to establish a Strategic Initiatives Grant Program for local units of government; and

WHEREAS, the legislature has appropriated \$100 million to the strategic initiatives program which shall be used by the Idaho Transportation Department (ITD) on local roads to mitigate the impact of adding new connections of state highways to interstate highways; and

WHEREAS, fifty percent (50%) of the funds appropriated to the strategic grant program shall be awarded to large urban areas that have a population greater than fifty thousand (50,000), and fifty percent (50%) of such funds shall be awarded to rural areas or to small urban areas with a population that is less than fifty thousand (50,000); and

WHEREAS, the Idaho Transportation Department has established the Local Transportation Grant Program (LTGP) for the identification and selection of projects in large urban, small urban and rural areas; and

WHEREAS, ITD, in collaboration with Idaho's Metropolitan Planning Organizations (MPOs), have selected projects for recommendation of grant awards to the Idaho Transportation Board in large urban and small urban and rural areas; and

WHEREAS, the ITD and the selected grant recipients will execute a Memorandum of Understanding (MOU) for the transfer of Local Transportation Grant Program funding.

NOW THEREFORE BE IT RESOLVED, that the Idaho Transportation Board approves the recommendations of the LTGP applications identified in Table A - SIP Local Transportation Grant Program (Projects Recommended) list as submitted in this Board item as the recipients of the identified Local Transportation Grant Program funding.

BE IT FURTHER RESOLVED, that the Board authorizes the Director to finalize and sign the MOUs between ITD and the LTGP awardees on behalf of the Idaho Transportation Department.



Board Agenda Item

ITD 2210 (Rev. 10-13)

Meeting Date 12/13/2023

Consent Item ☐

Information Item ☐

Amount of Presentation Time Needed 10 minutes

Presenter's Name Wendy Terlizzi	Presenter's Title ITD Environmental Manager	Initials WT	Reviewed By
Preparer's Name Wendy Terlizzi/Blake Rindlisbacher	Preparer's Title ITD Environmental Manager/Chief Engineer	Initials WT	

Subject

Highway Historical Markers		
Key Number 23100 - 23105	District D1-6	Route Number Statewide

Background Information

During the November Board meeting, background information on the Highway Historical Marker (HHM) Program was provided to inform the Board and gauge their reception to a proposal.

The program was formally established by ITD and the Idaho Historical Society in 1965 and revitalized in 1986 to mark the Idaho Centennial Celebration. In 2021, the Board approved 6 projects to update and install markers that are in the worst condition or missing. District 1 and 2 projects are programmed in FY24. District 3 and 4 projects are programmed in FY25. District 5 and 6 projects are programmed in FY26.

To ensure that the markers are all updated and consistent, the Idaho Historical Society in coordination with ITD, is requesting that all 270 of the existing historical markers be replaced to provide consistency and ensuring legibility and updated messaging. The Idaho Historic Society has also requested that the scope of the projects expand to include approximately 100 new historical markers to address a lack of contemporary topics.

No markers will be removed, but a total of 370 markers will be replaced or added across the State of Idaho.

The purpose of this Board Item is to request FY24 Board Unallocated funds to increase existing projects in FY24 in Districts 1 and 2 and to direct staff to increase the programmed amount in FY25 and FY26 of projects in Districts 3, 4, 5 and 6 during the next program update.

- FY24, District 1, KN 23100, increase \$118,233 from \$113,000 to \$231,233, for 12 markers (FY24 Board Unallocated)
- FY24, District 2, KN 23101, increase \$205,833 from \$117,000 to \$322,833, for 31 markers (FY24 Board Unallocated)
- FY25, District 3, KN 23102, increase \$161,733 from \$113,000 to \$274,733, for 33 markers (Program update)
- FY25, District 4, KN 23103, increase \$129,933 from \$113,000 to \$242,300, for 23 markers (Program update)
- FY26, District 5, KN 23104, increase \$181,633 from \$103,000 to \$284,633, for 8 markers (Program update)
- FY26, District 6, KN 23105, increase \$129,133 from \$113,000 to \$242,133, for 46 markers (Program update)



Board Agenda Item

ITD 2210 (Rev. 10-13)

The total increase to all 6 projects over FY24, FY25 and FY26 would be \$926,498 over current approved amounts.

Recommendations

Resolution on page 66.

Board Action

☐ Approved ☐ Deferred _____
☐ Other _____

IDAHO TRANSPORTATION BOARD STATE FUNDED UNALLOCATED ACCOUNT

State Fiscal Year 2024

as of November 22, 2023, following Board approval

<i>Beginning Balance</i>					\$ 10,000,000
<u>Date</u>	<u>District</u>	<u>Key No.</u>	<u>Project Route, Name</u>	<u>Cost</u>	
06/15/23	3	24338	SH 55, SIDEWALK & DRAINAGE DESIGN, HORSESHOE BEND	\$ 500,000	
07/19/23	1	24373	SH 54, FARRAGUT STATE PARK IMPROVEMENTS	\$ 1,800,000	
08/17/23	4	N/A	I 84, D4 RIGHT OF WAY FENCE REPLACEMENT	\$ 500,000	
09/21/23	HQ	N/A	STATE, POE TIRE CONDITION SAFETY INDICATORS	\$ 1,000,000	
09/21/23	5	N/A	SH 34, D5 GUARDRAIL REPLACEMENTS	\$ 750,000	
Request	1	23100	STATE, D1 FY24 HISTORICAL HIGHWAY SIGNS	\$ 118,233	
Request	2	23101	STATE, D2 FY24 HISTORICAL HIGHWAY SIGNS	\$ 205,833	
				Total	\$ 4,874,066
<i>Ending Balance</i>					\$ 5,125,934

RES. NO. WHEREAS, the Idaho Transportation Board approved \$672,100 to be used in the update and replacement of Highway Historical Markers in the poorest condition; and

WHEREAS, the Highway Historical Markers is a cooperative program between the Idaho State Historic Society and Idaho Transportation Department; and

WHEREAS, the Idaho State Historic Society has statutory authority over the topics and verbiage on the markers and the Idaho Transportation Department has authority of maintenance and replacement of the markers; and

WHEREAS, 270 existing markers will be updated and replaced, and 100 new markers will be developed and installed, and no makers will be permanently removed; and

WHEREAS, the replacement of the Highway Historical Markers will be completed in time for the Sestercentennial (250 year) celebration of the United States in 2026; and

WHEREAS, it is in the public's interest for ITD to improve and replace all the Historical Highway Markers statewide; and

WHEREAS, District 1's project KN 23100, shall be increased by \$118,233 and District 2's project KN23101 shall be increased by \$205,833.

WHEREAS, staff is directed in the next program update, to increase the amounts for:

- District 3 (KN 23102) by \$161,733
- District 4 (KN 23103) by \$ 129,933
- District 5 (KN 23104) by \$181,633
- District 6 (KN 23105) by \$129,133

NOW THEREFORE BE IT RESOLVED, that the Board approves the Historical Highway Markers projects in Districts 1 and 2 be funded with \$324,066 of FY2024 Board Unallocated Funds.



Board Agenda Item

ITD 2210 (Rev. 10-13)

Meeting Date December 13, 2023

Consent Item ☐

Information Item ☒

Amount of Presentation Time Needed 10 minutes

Presenter's Name Shawna King	Presenter's Title TECM Engineer Manager	Initials	Reviewed By
Preparer's Name Shawna King	Preparer's Title TECM Engineer Manager	Initials	

Subject

Transportation Expansion & Congestion Mitigation (TECM) Bond Drawdown Summary		
Key Number	District	Route Number

Background Information

During the January 2023 Board meeting the Transportation Board requested a summary of the TECM bond drawdown be presented to the Board periodically.

In February 2023 and July 2023 bond draw drawdown summaries were was presented to the Transportation Board. Staff committed to present the status on bond drawdowns in December of each year and also within six months of a bond sale.

There are two bond drawdown requirements established by the IRS that must be met in order to maintain our tax exempt status on each bond sale: 1) five percent within the first six months and 2) 85 percent within 36 months.

The table on the following page includes the TECM 2022A and 2023A Bond Series, the amount allocated to each corridor and project, and a summary of the drawdown as of the end of November 2023.

Recommendations

Informational only.

Board Action

<input type="checkbox"/> Approved	<input type="checkbox"/> Deferred	_____
<input type="checkbox"/> Other	_____	

TECM Drawdown Report by Corridor (\$M)

Current through: 2023 11 30

District	Key Number	Location	Category	2022A Bonds	Drawdown (11/30/23)	Percent Used	Balance	2023A Bonds	Drawdown (11/30/23)	Percent Used	Balance	Total
I-90, Washington State Line to Coeur d'Alene Corridor				68.9				22.5				91.4
1	20442	I-90, SH-41 Interchange	Construction	65.8	28.4	43%	37.4	7.0	0.0	0%	7.0	72.8
1	22293	I-90, Washington State Line to Coeur d'Alene	Environmental	3.1	3.1	100%	0.0	6.5	3.7	57%	2.8	9.6
1	23607	I-90, SH-41 to NW Blvd	Development	-	-	-	-	9.0	5.4	60%	3.6	9.0
US-95 Spalding Bridge & US-12 Arrow Bridge Corridor				0.0				4.0				4.0
2	23333/4	US-95, Spalding & US-12 Arrow Bridges	Development	-	-	-	-	4.0	1.6	40%	2.4	4.0
I-84, Ada and Canyon Counties Corridor				4.0				65.7				69.7
3	23437	I-84, Centennial IC to Franklin IC	Construction	-	-	-	-	64.7	0.0	0%	64.7	64.7
3	23437	I-84, Centennial IC to Franklin IC	Development	4.0	4.0	100%	0.0	1.0	0.6	60%	0.4	5.0
SH-55, Sunnyslope to Nampa Corridor				4.2				28.0				32.2
3	22715	SH-55, Farmway to Middleton	Development	4.2	4.2	100%	0.0	3.0	1.0	33%	2.0	7.2
3	22715	SH-55, Farmway to Middleton	Right-of-Way	-	-	-	-	25.0	4.7	19%	20.3	25.0
SH-16, I-84 to SH-44 Corridor				5.5				88.7				94.2
3	23409	SH-16, Franklin Road to Ustick Road	Construction	-	-	-	-	55.1	3.4	6%	51.7	55.1
3	23410	SH-16, I84 to Franklin Road	Construction	5.5	5.5	100%	0.0	33.6	17.3	51%	16.3	39.1
US-20/26, I-84 to SH-16 Corridor				36.2				34.5				70.7
3	22165	US-20/26, I-84 to Middleton Rd	Construction	31.2	19.6	63%	11.6	5.0	0.0	0%	5.0	36.2
3	23337	US-20/26, Middleton Rd to Star Rd	Development	5.0	5.0	100%	0.0	4.5	1.5	33%	3.0	9.5
3	23337	US-20/26, Middleton Rd to Star Rd	Right-of-Way	-	-	-	-	25.0	6.1	24%	18.9	25.0
SH-75, Timmerman Jct to Ketchum Corridor				0.0				15.0				15.0
4	23342	SH-75, Bellevue North to Timber Way	Development	-	-	-	-	5.0	3.2	64%	1.8	5.0
4	23342	SH-75, Bellevue North to Timber Way	Right-of-Way	-	-	-	-	10.0	0.0	0%	10.0	10.0
I-84, Jerome to Twin Falls Interchanges Corridor				0.0				91.2				91.2
4	23343	I-84, Jerome to Twin Falls	Construction	-	-	-	-	91.2	32.3	35%	58.9	91.2
I-84, Burley & Heyburn Interchanges Corridor				5.5				3.0				8.5
4	23344/5	I-84, Burley & Heyburn Interchanges	Development	5.5	5.5	100%	0.0	3.0	3.0	100%	0.0	8.5
I-15, Pocatello to Blackfoot Corridor				91.7				23.0				114.7
5	20589	I-86, I-15 Interchange	Construction	89.2	50.4	57%	38.8	11.0	0.0	0%	11.0	100.2
5	23346	I-15, Pocatello to Blackfoot	Environmental	2.5	2.5	100%	0.0	4.0	3.3	83%	0.7	6.5
5	23579	I-15, Northgate to Fort Hall	Development	-	-	-	-	8.0	4.0	50%	4.0	8.0
US-20, Idaho Falls to Montana State Line Corridor				0.0				23.0				23.0
6	23474	US-20, South St. Anthony	Construction	-	-	-	-	23.0	1.6	7%	21.4	23.0
Total				216.0	128.2	59%	87.8	398.6	92.7	23%	305.9	614.6

Bond Series: **TECM 2022A**

Closing date: April 12, 2022

5% drawdown in first 6 months: \$42.7M (20%)*

85% drawdown within 36 months: April 2025

TECM 2023A

April 27, 2023

\$81.2M (20%)*

April 2026

** actual amount drawn down in first 6 months*



Board Agenda Item

ITD 2210 (Rev. 10-13)

Meeting Date December 13, 2023

Consent Item ☐

Information Item ☐

Amount of Presentation Time Needed 10 minutes

Presenter's Name Shawna King	Presenter's Title Engineering Manager	Initials	Reviewed By
Preparer's Name Shawna King	Preparer's Title Engineering Manager	Initials	

Subject

Transportation Expansion & Congestion Mitigation (TECM) 2024 Spring Bond Sale Request		
Key Number	District	Route Number

Background Information

An informational item was presented to the Transportation Board in November detailing the projects and phases proposed for included in a TECM 2024 spring bond sale. Categories of costs being considered for inclusion are:

- New Construction
- Already-Bonded Development and Right of Way
- New Development

In addition, a draft bond sale resolution was provided to the Board.

A summary of the projects and phases proposed for inclusion in the TECM 2024 spring bond sale will be provided to the Transportation Board.

A resolution authorizing staff to proceed with a spring bond sale of up to \$400 million will also be presented for approval.

Recommendations

Approve the resolution on page 71.

Board Action

☐ Approved ☐ Deferred _____

☐ Other _____

Proposed TECM 2024A Series Bonds (\$M) by CATEGORY

Last revision: 2023 11 30

NEW CONSTRUCTION	District	KN's	LOCATION	CONST. (CN)*	ADVERTISE DATES
	4	23344	I-84, Burley Interchange	89.8	Sep-23
	4	23345	I-84, Heyburn Interchange	95.2	Oct-23
	5	24307	I-15, Northgate to Fort Hall - South	105.0	Mar-24
	5	24308	I-15, Northgate to Fort Hall - North	105.0	Apr-24
	1	24306	I-90, SH-41 to US 95 - East	80.5	Apr-24
	3	23958	SH-16, SH-44 Interchange	65.7	Jul-24

*Includes contract amount, non-bid items, and 5% contingency; excludes administrative costs (CE/CC)

2024A BONDS
63
67
73
73
56
46
378

Proposed bonded amount (CN only) ~70%

ALREADY-BONDED DEVELOPMENT & RIGHT OF WAY	District	KN's	LOCATION	ESTIMATED AMOUNT	PREVIOUSLY BONDED AMOUNT
	1	23607	I-90, SH-41 to NW Blvd - DESIGN	18	9
	2	23333/4	US-95, Spalding & US-12 Arrow Bridges - DESIGN	19	4
	3	22715	SH-55, Farmway to Middleton - RIGHT-OF-WAY	65	25

2024A BONDS
2
4
8
14

NEW DEVELOPMENT	District	KN's	LOCATION	ESTIMATED AMOUNT
	1	NEW	I-90, US -95 Interchange	9
	3	23188	I-84, SH-44 Interchange (Exit 25)	6
	5	NEW	I-15, Blackfoot widening (Exit 89-93)	8

2024A BONDS
3
2
3
8

Total Estimated 2024A Bonds = 400

ITB23 RESOLUTION

WHEREAS, the Idaho Transportation Board (Board) is charged with determining the timeframe and scope of improvements for the State Transportation System; and

WHEREAS, Idaho Code § 40-310 directs the Board to plan, design and develop statewide transportation systems when determined to be in the public interest; and

WHEREAS, Idaho Code § 40-720 established the Transportation Expansion and Congestion Mitigation (TECM) Fund and ability to use the funds for bond debt service, and House Bill 362 (FY21) increased the sales tax distribution annually and sustainably for large infrastructure projects on the state highway system; and

WHEREAS, the Board has approved a list of eligible Corridors to define the focus of the TECM expansion program and the advantages of this approach; and

WHEREAS, the Idaho Legislature, through Title 40, Chapter 7 of the Idaho Code, as amended, authorizes the Board to request the Idaho Housing and Finance Association (IHFA) to issue bonds for financing all aspects of highway projects eligible for TECM funding as recommended and approved by the Board; and

WHEREAS, there will be prepared a Preliminary Official Statement and related bond documents relating to each series of the bonds and the distribution thereof to potential bond purchasers and the distribution to all actual purchasers of the bonds of a final Official Statement relating to the bonds to be authorized; and

WHEREAS, other bonding documents will also need to be executed setting forth the applicable series of bonds.

NOW THEREFORE BE IT RESOLVED, by the Board as follows:

1. Pursuant to Idaho Code 40-720, the Board approves the Projects referenced and defined below and recommends to IHFA the financing thereof through the issuance of the bonds to fund \$400,000,000 for the project costs listed below that are approximately:
 - I-90, SH-41 to Coeur d'Alene in the amount of \$61,000,000;
 - US-95, Spalding Bridge & US-12, Arrow Bridge in the amount of \$4,000,000;
 - SH-16, SH-44 Interchange in the amount of \$46,000,000;
 - I-84, SH-44 Interchange (exit 25) in the amount of \$2,000,000;
 - SH-55, Farmway to Middleton in the amount of \$8,000,000;
 - I-84, Burley and Heyburn Interchanges in the amount of \$130,000,000;
 - I-15, Pocatello to Blackfoot in the amount of \$149,000,000

provided that if savings are determined on one or more projects, such savings may be allocated to any other projects listed above. Further, the said funds are necessary to meet program obligation requirements and are to be used and disbursed in accordance with US Treasury regulations for tax-exempt bonds. In addition, otherwise unobligated moneys are expected to be received and held in the TECM Fund as needed and subject to continuing appropriation to meet the bond debt service obligations. The bonds are to be issued at prevailing market rates of interest.

2. The Chairman and/or Director is hereby authorized and directed, for and in the name and on behalf of the Board to execute the following bonding documents and any other documents required for the closing of the bonds setting forth the terms of the applicable series of bonds together with such additions or changes in the form thereof as may deem necessary or advisable, such approval to be conclusively evidenced by the execution of said bonding documents as so added to or changed.

Master Financing Agreement

Final Official Statement

Supplemental to Master Financing Agreement

Master Trust Indenture

Series Trust Indenture

3. Further, the Board and ITD will keep books and records of all expenditures and will make a reimbursement allocation, which is a written allocation that evidences the use of proceeds of the bonds for Project expenditures no later than 18 months after the later of the date on which the expenditure is paid or the related Project is placed in service or abandoned, but in no event more than three years after the date on which the expenditure is paid. Finally, that this resolution evidences the Board's intent and reasonable expectation under Treas. Reg. Section 1.150-2 (d)(1) to use the proceeds of the bonds to pay certain costs of the Projects and to reimburse the Board and ITD for expenditures for the costs of the Projects paid prior to the issuance of the bonds to the extent permitted by federal tax regulations.



Board Agenda Item

ITD 2210 (Rev. 10-13)

Meeting Date December 13, 2023

Consent Item ☐

Information Item ☐

Amount of Presentation Time Needed 10 Minutes

Presenter's Name Ryan Luttmann	Presenter's Title PTAC Chair	Initials RL	Reviewed By
Preparer's Name Shauna Miller	Preparer's Title Senior Transportation Planner	Initials SM	

Subject

Public Transportation Advisory Council (PTAC) Annual Report		
Key Number	District	Route Number

Background Information

Per Board Policy 4039, the Public Transportation Advisory Council (PTAC) will report to the Idaho Transportation Board annually on Public Transportation Programs.

Report will include Council goals and progress, initiatives, challenges, and summary of recommendations to the department.

PTAC members include:

- D1 – Ryan Luttmann (Chair)
- D2 – Alisa Anderson
- D3 – Allan Schneider
- D4 – Jeff McCurdy
- D5 – Michael Lefevor
- D6 – Michelle Zeil-Dingman (Vice Chair)

Recommendations

This is an information update.

Board Action

☐ Approved ☐ Deferred _____
☐ Other _____



Board Agenda Item

ITD 2210 (Rev. 10-13)

Meeting Date December 13, 2023

Consent Item ☐

Information Item ☐

Amount of Presentation Time Needed 10 Minutes

Presenter's Name Ron Duran	Presenter's Title PT Manager	Initials RD	Reviewed By
Preparer's Name Shauna Miller	Preparer's Title Senior Transportation Planner	Initials SM	

Subject

Public Transportation Office Annual Report

Key Number	District	Route Number
------------	----------	--------------

Background Information

Per Administrative Policy 5038 and Board Policy 4038, the Public Transportation Program Manager will report to the Idaho Transportation Board annually on Public Transportation Programs.

The ITD-Public Transportation Office (ITD-PT) is the recipient of \$18 million Federal Transit Administration (FTA) dollars annually and awards those funds through a competitive application program.

The ITD-Public Transportation Office works in conjunction with PTAC, FTA, Metropolitan Planning Organizations, transit providers, and local stakeholders to assist in meeting the transportation needs throughout the state. The Public Transportation programs are strategically structured to ensure proper oversight of pass-through funding in accordance with federal regulations, with a focus on ITD's strategic mission of Your Safety, Your Mobility, Your Economic Opportunity.

Recommendations

This is an information update only.

Board Action

☐ Approved ☐ Deferred _____
☐ Other _____

Board Agenda Item

Meeting Date December 13, 2023Amount of Time Needed for Presentation 15 min

Presenter's Name Haley Westenskow	Presenter's Title Interim Human Resources Officer	Initials HW	Reviewed By
Preparer's Name Haley Westenskow	Preparer's Title Interim Human Resources Officer	Initials HW	

Subject

Division of Human Resources Annual Report		
Route Number	Project Number	Key Number
District	Location	

Background Information

Provide an annual report to the Board in the areas of human resources and training per ITD Administrative Policy 5020, Employee Education and Training.

The Division of Human Resources supports ITD by providing full-service consultation and services in the areas of recruitment, employee relations, performance management, compensation, and benefits.

Additionally, the Division of Human Resources provides employee and leadership development training.

The presentation will cover key accomplishments and strategic initiatives.

Recommendations

Information only

Board Action

☐ Approved ☐ Deferred _____
☐ Other _____



Board Agenda Item

ITD 2210 (Rev. 10-13)

Meeting Date December 13, 2023Consent Item ☐Information Item ☐Amount of Presentation Time Needed 5 minutes

Presenter's Name Mollie McCarty	Presenter's Title Chief External Affairs Officer	Initials MM	Reviewed By
Preparer's Name Josephine Middleton	Preparer's Title Highway Safety Manager	Initials JM	

Subject

2022 Zero Fatalities Awards

Key Number	District	Route Number
------------	----------	--------------

Background Information

Six Idaho counties recorded zero fatalities in 2022: Latah, Clearwater, Adams, Oneida, Camas, and Bear Lake Counties. We recognized the counties in Districts 4, 5, and 6 earlier this year by presenting them with a Zero Fatalities Award.

The Office of Highway Safety also presented a First Responders Zero Fatalities Award to each of the six counties at the Association of Idaho Counties annual conference held in Boise in September. We would like to recognize the ITD maintenance staff from the sheds in Latah, Clearwater, and Adams counties at the December board meeting for their important contribution to keeping the roads clear and crash-free in 2022.

Recommendations

Information.

Board Action

☐ Approved ☐ Deferred _____
☐ Other _____