



## A G E N D A

Regular Meeting of the  
Idaho Transportation Board

**January 24, 2024**

Idaho Chinden Campus  
11331 W. Chinden Blvd., Building 8  
Boise, Idaho

To listen:

Dial 1-415-655-0003 US Toll

- a. access code: 2632 116 1670
- b. meeting password: 1234

KEY:

ADM = Administration    COM = Communications/Highway Safety    CIEO = Innovation/Experience  
DIR = Director            HWY = Highways

		Page #	Time*
	<b>1. DISTRICT 3 SIGN SHOP TOUR</b>		<b>8:30</b>
<b>Action Item</b>	<b>2. CALL MEETING TO ORDER</b>		<b>10:00</b>
<b>Info Item</b>	<b>3. SAFETY SHARE:</b> Flight Operations Director Steffen		
<b>Action Item</b>	<b>4. BOARD MINUTES – December 13, 2023 .....</b>	4	
<b>Info Item</b>	<b>5. BOARD MEETING DATES .....</b>	15	
	Next meeting is on February 21, 2024 in Boise		
<b>Action Item</b>	<b>6. CONSENT CALENDAR.....</b>	16	
HWY	___ Contracts for award .....	17	
<b>Info Items</b>	<b>7. INFORMATIONAL CALENDAR</b>		
HWY	___ Contract awards & advertisements .....	24	
HWY	___ Report on professional services agreements & term agreement work tasks ..	30	
HWY	___ Administrative settlements in right of way acquisitions report.....	34	
HWY	___ Monthly reporting of federal formula program funding through Jan. 2nd ...	36	
ADM	___ Non-construction professional services contracts .....	38	
ADM	___ Annual report on status of state-owned dwellings.....	39	
ADM	___ State FY24 financial statements .....	42	

\*All listed times are in MDT and are estimates only. The Board reserves the right to move agenda items and adjust the time schedule. The meeting is open to the public, except for the executive session.

-Attendance is mandatory and lunch cannot be claimed on per diem.



**January 24, 2024**  
Boise, Idaho

Page #      Time

**8. DIRECTOR'S MONTHLY REPORT:** Director Stokes **10:15**

**9. LEGISLATIVE UPDATE:** Government Affairs Manager Cameron **10:35**

**10. AGENDA ITEMS**

**Information Items**

ADM     \_\_\_\_\_ FY25 appropriation request – Governor's recommendation ..... 66 **10:40**  
Hansen

HWY     \_\_\_\_\_ Inflation and construction cost trends update..... 67 **10:50**  
McElhinney/Kuisti

**11. BREAK** **11:05**

**Information Item**

HWY     \_\_\_\_\_ Transportation Expansion & Congestion Mitigation program capacity and ..... 68 **11:20**  
Schroeder/  
Collins     market update

**Action Items**

HWY     \_\_\_\_\_ Request to increase agreement authorization for the US-12, Clearwater River .... 69 **11:35**  
Crider     Memorial Bridge project     (Resolution on page 71)

HWY     \_\_\_\_\_ Request to increase agreement authorization for the I-90, Osburn to Wallace..... 72 **11:40**  
Crider     and I-90, Big Creek projects     (Resolution on page 74)

**12. LUNCH:** with Aeronautics Advisory Board **12:00**  
(Salmon River Room)

**13. AGENDA ITEMS**

**Information Item**

DIR     \_\_\_\_\_ Aeronautics Advisory Board and Division of Aeronautics annual updates ..... 75 **1:15**  
AAB Chairman Blakley/Mahoney

\*All listed times are in MDT and are estimates only. The Board reserves the right to move agenda items and adjust the time schedule. The meeting is open to the public, except for the executive session.

-Attendance is mandatory and lunch cannot be claimed on per diem.



**January 24, 2024**

Boise, Idaho

Page #      Time

**14. EXECUTIVE SESSION** (Canyon Creek Conference Room) **1:35**  
PERSONNEL ISSUES [SECTION 74-206(a), (b)]  
LEGAL ISSUES [SECTION 74-206(c), (d), (f)]

**Action Items**

HWY	—	Administrative settlement over \$200,000.....	76	<b>2:15</b>
Pond		(Resolution on page 77)		
HWY	—	Administrative settlement over \$200,000.....	78	<b>2:20</b>
Pond		(Resolution on page 79)		
HWY	—	Administrative settlement over \$200,000.....	80	<b>2:25</b>
Pond		(Resolution on page 81)		
<b>15. ADJOURNMENT</b> (estimated time)				<b>2:30</b>

\*All listed times are in MDT and are estimates only. The Board reserves the right to move agenda items and adjust the time schedule. The meeting is open to the public, except for the executive session.

-Attendance is mandatory and lunch cannot be claimed on per diem.

REGULAR MEETING  
IDAHO TRANSPORTATION BOARD

December 13, 2023

The Idaho Transportation Board met at 8:30 AM on Wednesday, December 13, 2023, in Boise, Idaho. The following principals were present:

James R. Thompson – District 1  
Gary Osborn - District 2  
Julie DeLorenzo – Vice Chair, District 3  
Jim Kempton, Member – District 4  
John Bulger, Member – District 5  
Bob Hoff, Member – District 6  
Scott Stokes, Director  
Chief Deputy/Chief Operations Officer Dan McElhinney  
Lorraine Dennis, Executive Assistant to the Board  
Tim Thomas, Deputy Attorney General

Chairman William (Bill) H. Moad was absent. District 3 Vice Chair Julie DeLorenzo presided over the meeting.

Call Meeting to Order. Madame Chair called for a motion to amend the meeting agenda to remove the Subcommittee on State Highway System Adjustments Report and Executive Session items. The subcommittee meeting was not held and there were no executive items to discuss.

Member Bulger made a motion to remove those agenda items, seconded by Kempton, and the motion passed unanimously.

Safety Share. Public Information Officer Ellen Mattila reported the Office of Highway's 2023 Holiday Impaired Campaign. In partnership with the Idaho State Police, participants were given firsthand experience to test their impairment levels – many of whom underestimated how impaired they actually were. She shared an ITD produced video capturing their experience.

Board Minutes. Member Hoff made a motion to approve the minutes of November 15, 2023, seconded by Member Thompson, and the motion passed unanimously.

Board Meeting Dates. The next meeting is January 24, 2024 in Boise.

Consent Items. Member Hoff made a motion, seconded by Member Osborn, and passed unopposed, to approve the following resolution:

RES. NO. WHEREAS, consent calendar items are to be routine, non-controversial, self-  
ITB23-122 explanatory items that can be approved in one motion; and

WHEREAS, Idaho Transportation Board members have the prerogative to remove items from the consent calendar for questions or discussion.

*NOW THEREFORE BE IT RESOLVED*, that the Board approves the FY23 certification of receipts and disbursements, COMPASS local program additions, and contract award.

1) FY23 certification of receipts and disbursements. In accordance with Idaho Code Section 40-708, certification of receipts and disbursements must be approved by the Board, shown as Exhibit 563, which is made a part hereof with like effect. Financial Services requests approval to certify ITD's State Highway Fund cash balance of \$143,455,900 as of June 30, 2023.

2) COMPASS local program additions. The Community Planning Association of Southwest Idaho (COMPASS) requests to add three new projects to the approved FY23-29 and draft FY24-30 Statewide Transportation Improvement Program (STIP) using local funding. The projects are for an Interchange Justification Report (vicinity of I-84 and Ustick Road in Caldwell) - \$700,000; Fairview Avenue Bridge - \$8.6 million; and Emerald Street Bridge - \$16.5 million.

3) Contract to award. The low bid on the following project is more than ten percent over the engineer's estimate, requiring justification. KN#20207, Rapid Lightning Creek Bridge #5 project, LHTAC(1): contractor: N.A. Degerstrom for \$3,756,790.40.

Informational Items.

1) Contract awards and advertisements. There were five ITD and four Local contracts awarded that did not require Board approval for the month of November 2023. Year to date, from October 1, 2023 to November 30, 2023, 14 ITD and 10 Local contracts were bid, of which four ITD and four Local contracts requiring Board approval were awarded.

The list of projects currently under advertisement was provided.

2) Professional services agreements and term agreement work tasks report. From October 23, 2023 to November 19, 2023, 19 new professional services agreements and work tasks were processed, totaling \$6,408,168. Nine supplemental agreements to existing professional services agreements were processed during this period for \$2,263,711.

3) Non-construction professional services contracts. Board Policy 4001 states, 'Each month the Chief Administrative Officer shall report to the Board all non-construction professional service agreements entered into by the Department.' No agreements were executed during the previous month.

4) Annual outdoor advertising report. The ITD Outdoor Advertising Program is charged with monitoring, controlling, or causing to be controlled, advertising signs in areas adjacent to the Interstate System, Primary Highways, and the NHS (National Highway System) roads within the state of Idaho. From October 1, 2022 to September 30, 2023, there were no appeals of

denied sign applications, 13 new sign applications were processed of which 10 were approved and three denied. There is a total of 1,213 signs statewide.

5) Monthly report of federal formula program funding through December 6. Idaho received \$184.2 million in obligation authority (OA) through January 19, 2024 via a continuing resolution. It includes \$35.2 million of Highway Infrastructure General Funds and \$45 million in Bridge Formula funds. FY24 OA through January 19<sup>th</sup> is 38.7% of apportionments. Allotted program funding through January 19<sup>th</sup> is \$167.2 million with \$233.8 million remaining as of December 6, 2023.

6) FY24 financial statements. Revenues to the State Highway Account from all state sources as of October 31 are ahead of forecast by 7.0% and revenues in the HDA are up 6.1%. State revenues to the State Aeronautics Fund are slightly below forecast by \$3.2%. The Department's expenditures were within planned budgets. Personnel costs savings of \$1.9 million is due to vacancies and timing. Contract construction cash expenditures in the SHA are \$272.1M for the first four months, and total construction expenditures from the five different funds sources total \$429.9M.

The balance of the long-term investments was \$179.9M as of the end of October. These funds are obligated against construction projects and encumbrances. The cash balance is \$116.2M. Expenditures in the Strategic Initiatives Program Fund is \$60.1M. Deposits into the Transportation Expansion and Congestion Mitigation Fund is \$41.0M. The Federal CARES Act provided \$27.3M for public transportation. FY24 expenditures are \$0.4M. Expenditures for the TECM bond program during this period is \$76.3M and \$10.2M for GARVEE.

Subcommittee on State Highway System Adjustments Report. This item was removed via a motion by the board members because no subcommittee meeting was held.

Director's Monthly Report. Director Stokes reported on ITD's 2024 legislative preparation and proposals, their upcoming schedule and outreach with contractors. Some highlights included they conducted their annual statewide legislative outreach sessions with local legislators to learn priorities and answer questions. Some topics discussed focused on infrastructure investment and project delivery.

CD McElhinney reported on the contract information he shared during the legislative outreach sessions. Some highlights included through October 2023, 63 projects were bid, of which 11% were under the engineer's estimate, totaling nearly \$600M. Contractors have the capacity to take on these projects; however, next year, ITD anticipates 75 projects totaling \$900 million. In consultation with the Associated General Contractors (AGC), various asphalt companies and ITD staff, the new specifications for Superpave hot mix asphalt was implemented for use in all new contracts to be advertise this fall/winter. Development of a simpler specification ensures quality project delivery with less risk of delay during production.

Director Stokes continued with the legislative outreach sessions stating they reported on DMV's Skip the Trip and the net cost savings. Some other report highlights included information on ITD's three legislative proposals: CDL enhancements, preclearance at Port of Entry and license plate replacements. On February 8<sup>th</sup> ITD will present its budget to the Joint Finance and Appropriations Committee. ITD completed its statewide tour with AGC to facilitate several construction partnering workshops.

ETS Manager Bill Finke provided a report on ITD's State Street datacenter relocation. The datacenter was moved to co-locate with Information Technology Services (ITS) at the Idaho Chinden Campus. Some highlights included the move was based on the HQ State Street flood in January 2022. The Board approved funding in February 2022 (\$2.9 million) with the actual move taking place from March 2023 to November 2023. Actual costs totaled \$1.67 million. All but one system was moved - with the exception of support equipment for remaining staff. He stated the move underscored the great collaboration between the agencies and thanked the ITD and ITS staff who were involved.

ITS Chief Information Officer Alberto Gonzales expressed his appreciation and thanks for the great working relationship between their agencies – citing it as a model to be followed amongst all 48 state agencies. He thanked Director Stokes for his leadership.

Director Stokes concluded his report. On December 8, the governor signed into effect the formation of the new Magic Valley Metropolitan Planning Organization.

Dealer Advisory Board annual report. DAB Chairman Jim White provided an update on the DAB membership, activities for the year, and on the Idaho Consumer Asset Recovery (ICAR) program. Some highlights included the DAB is at full complement - comprised of 11 members representing new, used, and RV dealers. Two new members began - replacing retiring members, and two more will start in 2024 filling existing vacancies. New officers were elected. He thanked former DAB Chairman Grant Peterson for his long-standing service. Chairman White stated one of the DAB's greatest accomplishments this year was reestablishing the lines of communication with ITD staff, which was accomplished in a special workshop session. The ICAR fund totals \$2.2 million with one pending claim and no payouts for 2023. Based on feedback from DAB, ITD implemented the use of new title paper. In conclusion, the DAB stands ready to assist and support ITD.

Freight Advisory Committee annual report. FAC Chairman Winston Inouye reported on FAC personnel changes, the freight plan, a new 129,000-pound route and various engagement activities. Some highlights included they have a potential candidate to fill the District 5 vacancy. Some members were able to attend the Transportation Board's outreach workshops this summer and appreciated being included. New FAC member Scott Corbitt replaced Dave Doeringsfeld upon his retirement. The 2023 Idaho Strategic Freight Plan was approved that includes 19 projects programmed from 2023 to 2026 totaling \$42.7 million. The FAC received one 129K route application in the Jerome Highway District, off SH-25, that ties into an existing 129K state route. They attended an open house at the Port of Lewiston, sent a letter of support

for the Huetter POE relocation addressing increased truck parking, and anticipate the final truck parking study to be complete this month.

In response to Member Kempton's question regarding the engineering study requirement for 129K routes and communication amongst the highway jurisdictions, FAC Chairman Inouye stated he has received feedback concerning a lack of uniformity. He recognizes the need for a communication plan to approach the legislature on implementing changes.

CE Retirement. Madame Chair recognized Chief Engineer Blake Rindlisbacher, who has 32 years of service with ITD, on his upcoming retirement. Board members and staff thanked him for his service. CE Rindlisbacher reciprocated and expressed his appreciation and gratitude.

Strategic Initiatives Program Local Transportation Grant Program (LTGP). CD/COO McElhinney stated the Board had an opportunity to review the recommended LTGP projects last month, to which no changes were made. Staff has worked closely with the MPOs. He also pointed out the list of projects not recommended for award that are ready to go should future funding become available.

Planning Manager Scott Luekenga reviewed next steps for the LTGP. Steps include notifying all applicants, executing MOUs with the grant awardees, initiating funding distribution, and preparing for construction. Tracking and monitoring progress will take place from February through November 2024. Staff will provide a status update to the Board in November.

Member Kempton made a motion, seconded by Member Thompson, and passed unopposed to approve the following resolution:

RES. NO. WHEREAS, the legislature amended, and the governor approved changes to IC  
ITB23-123 Section 40-719 (HB132 & SB 1189) to establish a Strategic Initiatives Grant  
Program for local units of government; and

WHEREAS, the legislature has appropriated \$100 million to the strategic initiatives program which shall be used by the Idaho Transportation Department (ITD) on local roads to mitigate the impact of adding new connections of state highways to interstate highways; and

WHEREAS, fifty percent (50%) of the funds appropriated to the strategic grant program shall be awarded to large urban areas that have a population greater than fifty thousand (50,000), and fifty percent (50%) of such funds shall be awarded to rural areas or to small urban areas with a population that is less than fifty thousand (50,000); and

WHEREAS, the Idaho Transportation Department has established the Local Transportation Grant Program (LTGP) for the identification and selection of projects in large urban, small urban and rural areas; and



WHEREAS, ITD, in collaboration with Idaho's Metropolitan Planning Organizations (MPOs), have selected projects for recommendation of grant awards to the Idaho Transportation Board in large urban and small urban and rural areas; and

WHEREAS, the ITD and the selected grant recipients will execute a Memorandum of Understanding (MOU) for the transfer of Local Transportation Grant Program funding.

*NOW THEREFORE BE IT RESOLVED*, that the Idaho Transportation Board approves the recommendations of the LTGP applications identified in Table A - SIP Local Transportation Grant Program (Projects Recommended) list as submitted in this Board item, shown as Exhibit 564, which is made a part hereof with like effect, as the recipients of the identified Local Transportation Grant Program funding.

*BE IT FURTHER RESOLVED*, that the Board authorizes the Director to finalize and sign the MOUs between ITD and the LTGP awardees on behalf of the Idaho Transportation Department.

Board Unallocated Funds for Highway Historical Markers. Environmental Manager Wendy Terlizzi reviewed the history, and original and proposed phases for the Highway Historical Markers (HHM) replacement projects that were presented to the Board last month. The proposal is to replace all 270 HHM in addition to 100 new HHM. The project funding is programmed over a 3-year period. The first phase increases FY24 funding for signs in Districts 1 and 2 totaling \$324,066.

Member Bulger made a motion, seconded by Member Osborn, and passed unopposed to approve the following resolution:

RES. NO. WHEREAS, the Idaho Transportation Board approved \$672,100 to be used in the  
ITB23-124 update and replacement of Highway Historical Markers in the poorest condition;  
and

WHEREAS, the Highway Historical Markers is a cooperative program between the Idaho State Historic Society and Idaho Transportation Department; and

WHEREAS, the Idaho State Historic Society has statutory authority over the topics and verbiage on the markers and the Idaho Transportation Department has authority of maintenance and replacement of the markers; and

WHEREAS, 270 existing markers will be updated and replaced, and 100 new markers will be developed and installed, and no makers will be permanently removed; and

WHEREAS, the replacement of the Highway Historical Markers will be completed in time for the Sestercentennial (250 year) celebration of the United States in 2026; and

WHEREAS, it is in the public's interest for ITD to improve and replace all the Historical Highway Markers statewide; and

WHEREAS, District 1's project KN 23100, shall be increased by \$118,233 and District 2's project KN23101 shall be increased by \$205,833; and

WHEREAS, staff is directed in the next program update, to increase the amounts for:

District 3 (KN 23102) by \$161,733

District 4 (KN 23103) by \$ 129,933

District 5 (KN 23104) by \$181,633

District 6 (KN 23105) by \$129,133

*NOW THEREFORE BE IT RESOLVED*, that the Board approves the Historical Highway Markers projects in Districts 1 and 2 be funded with \$324,066 of FY2024 Board Unallocated Funds.

In response to Madame Chairs question regarding the sign's durability, EM Terlizzi replied the new signs are made from aluminum versus plywood and have been improved.

Transportation Expansion & Congestion Mitigation (TECM) bond drawdown summary.

TECM Engineering Manager Shawna King presented milestones, a summary of the current bonds, and a summary drawdown as of the end of November 2023. Some highlights included the 2022A Series TECM bonds (T22A) totaling \$216.0 million closed in April 12, 2022 and the 2023A Series (T23A) totaling \$398.6 million closed in April 27, 2023. EM King reviewed the TECM Drawdown Report, shown as Exhibit 565, which is made a part hereof with like effect. The report lists the projects by corridor, project, category of work, and funding balances. Both T22A and T23A met the required 5% drawdown requirements within the first six months. Projections for meeting the T22A and T23A 85% drawdown requirement within 36 months are August 2024 (due April 2025) and April 2025 (due April 2026) respectively. Bond payouts for each series were also depicted graphically.

TECM 2024 Spring Bond Sale. TECM Engineering Manager Shawna King reviewed the 12 proposed projects for inclusion in the spring 2024 bond sale that was presented to the Board last month. Some highlights included there are six new construction projects totaling \$378 million (represents 70% of the construction costs). The I-84 Burley (now under contract) and Heyburn (bid December 12, 2023) Interchanges projects will utilize State pay-as-you go funds until the bond sale. The three already bonded design and right-of-way category projects total

\$14 million, and the three new development category projects total \$8 million. The grand total for the proposed bond amount is up to \$400 million.

Controller Justin Collins reviewed the bond sale schedule. Some highlights included the Idaho Housing and Finance Association (IHFA) is anticipated to give approval at its December 15 meeting. By next week, draft documents will be submitted to the rating agencies with final ratings received the week of January 8, 2024. Pricing is scheduled to occur the last week of January or first week of February, with closing approximately 45 days later.

CD/COO McElhinney reiterated depending on bond market advisors and market rates, they may consider splitting the \$400 million bond amount in half.

Member Osborn made a motion, seconded by Member Hoff, and passed unopposed to approve the following resolution:

RES. NO. WHEREAS, the Idaho Transportation Board (Board) is charged with determining  
ITB23-125 the timeframe and scope of improvements for the State Transportation System;  
and

WHEREAS, Idaho Code § 40-310 directs the Board to plan, design and develop statewide transportation systems when determined to be in the public interest;  
and

WHEREAS, Idaho Code § 40-720 established the Transportation Expansion and Congestion Mitigation (TECM) Fund and ability to use the funds for bond debt service, and House Bill 362 (FY21) increased the sales tax distribution annually and sustainably for large infrastructure projects on the state highway system;  
and

WHEREAS, the Board has approved a list of eligible Corridors to define the focus of the TECM expansion program and the advantages of this approach; and

WHEREAS, the Idaho Legislature, through Title 40, Chapter 7 of the Idaho Code, as amended, authorizes the Board to request the Idaho Housing and Finance Association (IHFA) to issue bonds for financing all aspects of highway projects eligible for TECM funding as recommended and approved by the Board; and

WHEREAS, there will be prepared a Preliminary Official Statement and related bond documents relating to each series of the bonds and the distribution thereof to potential bond purchasers and the distribution to all actual purchasers of the bonds of a final Official Statement relating to the bonds to be authorized; and

WHEREAS, other bonding documents will also need to be executed setting forth the applicable series of bonds.

*NOW THEREFORE BE IT RESOLVED*, by the Board as follows:

1. Pursuant to Idaho Code 40-720, the Board approves the Projects referenced and defined below and recommends to IHFA the financing thereof through the issuance of the bonds to fund \$400,000,000 for the project costs listed below that are approximately:

- I-90, SH-41 to Coeur d'Alene in the amount of \$61,000,000;
- US-95, Spalding Bridge & US-12, Arrow Bridge in the amount of \$4,000,000;
- SH-16, SH-44 Interchange in the amount of \$46,000,000;
- I-84, SH-44 Interchange (exit 25) in the amount of \$2,000,000;
- SH-55, Farmway to Middleton in the amount of \$8,000,000;
- I-84, Burley and Heyburn Interchanges in the amount of \$130,000,000;
- I-15, Pocatello to Blackfoot in the amount of \$149,000,000

provided that if savings are determined on one or more projects, such savings may be allocated to any other projects listed above. Further, the said funds are necessary to meet program obligation requirements and are to be used and disbursed in accordance with US Treasury regulations for tax-exempt bonds. In addition, otherwise unobligated moneys are expected to be received and held in the TECM Fund as needed and subject to continuing appropriation to meet the bond debt service obligations. The bonds are to be issued at prevailing market rates of interest.

2. The Chairman and/or Director is hereby authorized and directed, for and in the name and on behalf of the Board to execute the following bonding documents and any other documents required for the closing of the bonds setting forth the terms of the applicable series of bonds together with such additions or changes in the form thereof as may deem necessary or advisable, such approval to be conclusively evidenced by the execution of said bonding documents as so added to or changed.

Master Financing Agreement  
Final Official Statement  
Supplemental to Master Financing Agreement  
Master Trust Indenture  
Series Trust Indenture

3. Further, the Board and ITD will keep books and records of all expenditures and will make a reimbursement allocation, which is a written allocation that evidences the use of proceeds of the bonds for Project expenditures no later than 18 months after the later of the date on which the expenditure is paid or the related Project is placed in service or abandoned, but in no event more than three years after the date on which the expenditure is paid. Finally, that this resolution evidences the Board's intent and reasonable expectation under Treas. Reg. Section 1.150-2 (d)(1) to use the proceeds of the bonds to pay certain costs of the Projects and to reimburse the Board and ITD for expenditures for the costs of the Projects paid prior to the issuance of the bonds to the extent permitted by federal tax regulations.

Public Transportation Advisory Council annual report. PTAC Chairman Ryan Luttmann reported on PTAC's 2022 – 2025 goals, successes, concerns from providers, initiatives, and recommendations. Some highlights included PTAC continues its statewide efforts on human trafficking awareness, supporting providers in education and implementation of electric vehicles, and soliciting feedback to advise ITD on funding allocations. Some successes reported statewide included an integrated mobility innovation application, free bus fare for kids in Lewiston, and Twin Falls Transit, Mountain Rides operating its first month fully electric. Providers have expressed concern on limited sources of funding, lack of engagement, and inflation. Some PTAC initiatives are to expand provider-to-provider connectivity, reinstate public transportation in District 4 and serve as ambassadors. Chairman Luttmann stated PTAC recommends expansion of eligibility parameters for in-state training on the Rural Transportation Assistance Program, continued support on reviewing funding award applications, and input on CARES funding use.

In response to Member Hoff's question regarding ridership, PTAC Chairman Luttmann replied there is an increase in northern Idaho primarily due to housing and rental pricing. Many people are moving to rural areas where transit is not available, so they are looking at solutions.

Public Transportation Office annual report. Public Transportation Manager Ron Duran reported on PT's projects, successes, and initiatives. Some highlights included over 1.95 million statewide trips are taken per year, which is more than 7.7 million annual miles. PTM Duran highlighted seven statewide projects from electric buses and charging stations and replacement service vehicles to ADA sidewalk improvements and microtransit operations. Microtransit is tech-enabled shared transportation that is between fixed routes providing on-demand, door-to-door service. The PT office is managing 90 capital and operating projects. In 2022, the Greater Idaho Falls Transit (GIFT) won a city achievement award for serving 5,000 passengers in a month. PT is working with the Communication's Office to feature new PT providers in ITD's Transporter Newsletter, forming a Micro-Transit Alliance with Idaho Falls and Twin Falls, planning its 2024 summit, and engaged in outreach and stakeholder connections.

Division of Human Resources annual report. Human Resources Officer Haley Westenskow provided an update on DHR's modernization that was effective June 2023. ITD has 14 DHR staff members providing direct support – that does not include training staff. In June, all DHR staff attended an onboarding summit. HRO Westenskow reported on DHR's learning and development model, LUMA, and HR activities. Some highlights included the new statewide tiered approach to learning opportunities is underway such as the creation of the employee and management academies. The LUMA implementation, which is the state's new reporting system, is ongoing. ITD's total turnover rate from FY19 (10.1%) to FY23 (17.3%) is up 7.2%. As of December 11<sup>th</sup>, there were 39 vacancies of the 1592 budgeted full-time positions. In FY23 ITD had 261 new hires – up by 10 from FY22, and 273 separations down by 11 from FY22. Employees in specific technical classifications either received a retention or sign-on bonus, and the staff in Horizontal Career Paths received increases from step pay rate adjustments. DHR is

stepping up their recruitments efforts by doing more job fairs, broader job postings and allowing all candidates to be referred on the hiring list.

District 2 and 3 Zero Fatalities Award. Chief External Affairs Officer Mollie McCarty presented awards recognizing ITD maintenance staff from sheds in Latah, Clearwater and Adams Counties for their contribution in keeping the roads clear and crash-free in 2022. Previously this year, six other counties were recognized. CEO McCarty noted fatalities are typically higher during the summer months. To-date, fatalities are higher than ITD would like. Data is tracked annually.

Employees who were honored were not present; however, they will receive a certificate and safety coin.

Executive Session on Legal and Personnel Issues. This item was removed because there were no issues to discuss.

WHEREUPON, the Idaho Transportation Board adjourned its regular monthly meeting at 11:19 a.m.

Lunch with the Local Technical Assistance Council (LHTAC). The Board had an informal joint lunch session with LHTAC.

---

JULIE DELORENZO, VICE CHAIR (Presiding Chair)  
Idaho Transportation Board

Read and Approved  
\_\_\_\_\_, 2023  
Boise, Idaho

# BOARD MEETING DATES

2024

February 21 – Boise

May 15 & 16 – Shoshone

August 21 & 22 – Rigby

March 20 – Boise

June 12 & 13 – Boise

September 18 & 19 – Lewiston

April 17 & 18 – Pocatello

July 23 & 24 – CDA

2024

JANUARY	FEBRUARY	MARCH	APRIL
S M T W T F S X 2 3 4 5 6 7 8 9 10 11 12 13 14 15 16 17 18 19 20 21 22 23 24 25 26 27 28 29 30 31	S M T W T F S 1 2 3 4 5 6 7 8 9 10 11 12 13 14 15 16 17 18 19 20 21 22 23 24 25 26 27 28 29	S M T W T F S 1 2 3 4 5 6 7 8 9 10 11 12 13 14 15 16 17 18 19 20 21 22 23 24 25 26 27 28 29 30 31	S M T W T F S 1 2 3 4 5 6 7 8 9 10 11 12 13 14 15 16 17 18 19 20 21 22 23 24 25 26 27 28 29 30
MAY	JUNE	JULY	AUGUST
S M T W T F S 1 2 3 4 5 6 7 8 9 10 11 12 13 14 15 16 17 18 19 20 21 22 23 24 25 26 27 28 29 30 31	S M T W T F S 1 2 3 4 5 6 7 8 9 10 11 12 13 14 15 16 17 18 19 20 21 22 23 24 25 26 27 28 29 30	S M T W T F S 1 2 3 4 5 6 7 8 9 10 11 12 13 14 15 16 17 18 19 20 21 22 23 24 25 26 27 28 29 30 31	S M T W T F S 1 2 3 4 5 6 7 8 9 10 11 12 13 14 15 16 17 18 19 20 21 22 23 24 25 26 27 28 29 30 31
SEPTEMBER	OCTOBER	NOVEMBER	DECEMBER
S M T W T F S 1 2 3 4 5 6 7 8 9 10 11 12 13 14 15 16 17 18 19 20 21 22 23 24 25 26 27 28 29 30	S M T W T F S 1 2 3 4 5 6 7 8 9 10 11 12 13 14 15 16 17 18 19 20 21 22 23 24 25 26 27 28 29 30 31	S M T W T F S 1 2 3 4 5 6 7 8 9 10 11 12 13 14 15 16 17 18 19 20 21 22 23 24 25 26 27 28 29 30	S M T W T F S 1 2 3 4 5 6 7 8 9 10 11 12 13 14 15 16 17 18 19 20 21 22 23 24 25 26 27 28 29 30 31

“X” = holiday

“-----” = conflicts such as AASHTO/WASHTO/TRB conferences (or Board/Director conflicts)



## IDAHO TRANSPORTATION BOARD

### RESOLUTION FOR CONSENT ITEMS

**Pages 17 – 23**

RES. NO.      WHEREAS, consent calendar items are to be routine, non-controversial, self-  
ITB              explanatory items that can be approved in one motion; and

WHEREAS, Idaho Transportation Board members have the prerogative to  
remove items from the consent calendar for questions or discussion.

*NOW THEREFORE BE IT RESOLVED*, that the Board approves the contracts for  
award.





# Board Agenda Item

ITD 2210 (Rev. 12-23)

Meeting Date January 24, 2024

**No Presentation:** Consent Item ☒ Informational Calendar Item ☐

**Presentation:** Informational ☐ Action with Resolution ☐ Time Needed: \_\_\_\_\_

Presenter's Name David B. Kuisti P.E.	Presenter's Title Chief Engineer
Preparer's Name Monica Crider P.E.	Preparer's Title State Design Engineer

## Subject

Board Approval for Contracts to Award		
Key Number	District	Route Number

## Background Information

### INFORMATION

The following table summarizes the contracts bid since the start of the fiscal year by jurisdiction, along with those requiring Board approval to award and Board approval to reject.

The attached chart only shows the ITD State Infrastructure Projects listed by Summary of Cost and Summary of Contract Count.

### **NOTE:**

The table below shows year to date summaries for both ITD and Local contracts bid. These ITD Contracts and the ITD project numbers do not match as there are times that multiple projects are companioned and bid and awarded as one contract.

Year to Date Bid Summary 10/01/23 to 12/31/23					
Contracts Bid		Contracts Requiring Board Approval to Award		Contracts Requiring Board Approval to Reject	
ITD	Local	ITD	Local	ITD	Local
22	10	6	4	0	0

### **ACTION**

In accordance with board policy 4001, the construction contracts on the attached report exceeded the engineer's estimate by more than ten percent (10%) but are recommended for award with board approval.

The following table summarizes the contracts requiring Board approval to award since the last Board Agenda Report.

Contracts requiring Board Approval to Award - Justification received 12/01/23 to 12/31/23	
ITD	Local
2	0

## Recommendations *(Action items require a resolution)*

In accordance with board policy 4001, the construction contracts on the attached report are recommended for award with board approval.

Monthly Status Report to the Board

CONTRACT(S) FOR BOARD APPROVAL

District	Key No.	Route	Opening Date	No. of Bids Received	Eng. Est.	Low Bid	Net +/- % of EE
6	<b>20726</b>	I-15	12/12/2023	2	\$734,200.00	\$872,498.00	\$138,298.00 119%
FY24 D6 Bridge Repair							
Contractor: Cannon Builders Inc					Federal		

District	Key No.	Route	Opening Date	No. of Bids Received	Eng. Est.	Low Bid	Net +/- % of EE
6	<b>23810 SIA</b>	I-86 & I-15	12/19/2023	1	\$727,700.28	\$888,140.28	\$160,440.00 122%
FY25 D6 Striping							
Contractor: Clear Zone Construction LLC					State		

DATE OF BID OPENING - DECEMBER 12, 2023

---

IDAHO FEDERAL AID PROJECT  
FY24 D6 BRIDGE REPAIR  
Clark County  
Key No. 20726

---

DESCRIPTION: The work on this project consists of rehabilitating the Humphrey Road Bridge over I-15

BIDDERS:

CANNON BUILDERS, INC. BLACKFOOT, ID	\$872,498.00
RALPH L. WADSWORTH CONST. CO., LLC SALT LAKE CTY, UT	\$1,237,419.00

2 BIDS ACCEPTED

ENGINEER'S ESTIMATE - \$734,200.00

LOW BID - 119% Percent of the Engineer's Estimate

NET +/- OF EE \$138,298

(AWARD)

(REJECT)

(REQUIRES BOARD APPROVAL)

Approval to award or reject this project is based on Bid Review and Evaluation.

\*\*\*Attached is the justification for Award or Rejection of the Bid. Highway Design concurs with the recommendation. \*\*\*

Karen  
Hanna

Digitally signed  
by Karen Hanna  
Date: 2023.12.13  
10:35:44 -07'00'

---

**Karen Hanna**  
Contracts Manager



Your Safety • Your Mobility  
Your Economic Opportunity

## Department Memorandum

Idaho Transportation Department

ITD 0500 (Rev. 07-17)  
itd.idaho.gov

**DATE:** December 20, 2023

**Program Number(s)** A020(726)

**TO:** Monica Crider, PE *MC*  
State Design Engineer

**Key Number(s)** 20726

**FROM:** Jason Mizgior, PE  
District 6 Engineer

**Program ID, County, Etc.**  
I-15 FY24 D6 BRIDGE  
REPAIR, CLARK CO.

Michael Johnson, PE  
State Bridge Engineer

Mike Johnson

Digitally signed by Mike Johnson  
DN: cn=US,  
email=Michael.johnson@itd.idaho.gov,  
c=Mike Johnson  
Date: 2024.01.03 10:53:06-0700

**RE:** JUSTIFICATION FOR AWARD OF BID

On December 13, 2023, 2 bids were opened for the above referenced project. The low bid of \$872,498.00 was 18.8% higher than the Engineer's Estimate. The number 2 bid was 41.8% higher than the low bid

The following item(s) account for most of the difference between the low bid and the Engineer's Estimate:



Item	Description	Quantity	Estimated Unit Price	Bid Unit Price	Difference
Z629-05A	MOBILIZATION	1	\$66,750.00	\$180,000.00	\$113,250.00
Total Difference From These Items					\$113,250.00

The Engineer's Estimate was based on the average unit price index for similar projects and on observation of past experience with similar projects. The project is in a relatively remote location near the Montana border, and is a small and specialized project. Estimating Mobilization for small, specialized projects is difficult and was not captured in the Engineer's Estimate. We believe the increased Contractor's bid price reflects reasonable costs. Had we considered the remote location and specialized work, and adjusted the unit price for the above item, the Engineer's Estimate would have been within approximately 103% of the low bid.

This project addresses significant structural deficiencies in the interchange bridge. The bridge is currently rated as "poor" condition and delaying the preservation efforts would allow for continued deterioration. This project needs to be awarded for the 2024 construction season.

The District will cover the additional cost with funds available from Statewide Balancing. The District does not believe that re-advertisement will result in lower estimates. The District recommends award of this contract.

DATE OF BID OPENING – DECEMBER 19, 2023

---

IDAHO STATE PROJECT  
FY25 D5 STRIPING  
Various Counties  
Key No. 23810

---

DESCRIPTION: The work on this project consists of providing longitudinal pavement markings on Interstate I-86 and I-15.

BIDDERS: Clear Zone Construction LLC \$888,140.28  
Caldwell, ID

1 BIDS ACCEPTED

Engineer's Estimate - \$727,700.28  
NET +/- OF EE \$160,440.00

LOW BID -122 %

(AWARD)

(REJECT)

(REQUIRES BOARD APPROVAL)

Approval to award or reject this project is based on Bid Review and Evaluation.

Attached is the justification for Award or Rejection of the Bid. Highway Design concurs with the recommendation.

Karen Hanna  
Digitally signed  
by Karen Hanna  
Date: 2023.12.20  
09:08:35 -07'00'

---

**Karen Hanna**  
Contracts Manager

# Department Memorandum

## Idaho Transportation Department

**DATE:** December 28, 2023**Program Number(s)** A023(810)
**TO:** Monica Crider, PE *MC*  
 State Design Engineer
**Key Number(s)** 23810
**FROM:** Todd Hubbard, PE *Todd Hubbard*  
 District 5 Engineer

**Program ID, County, Etc.** FY25 D5 Striping,  
 Various Counties
**RE:** Justification for Award of Bid

On December 19, 2023, one (1) bid was opened for the above referenced project. The low bid of \$888,140.28 was 22% higher than the Engineer's estimate.

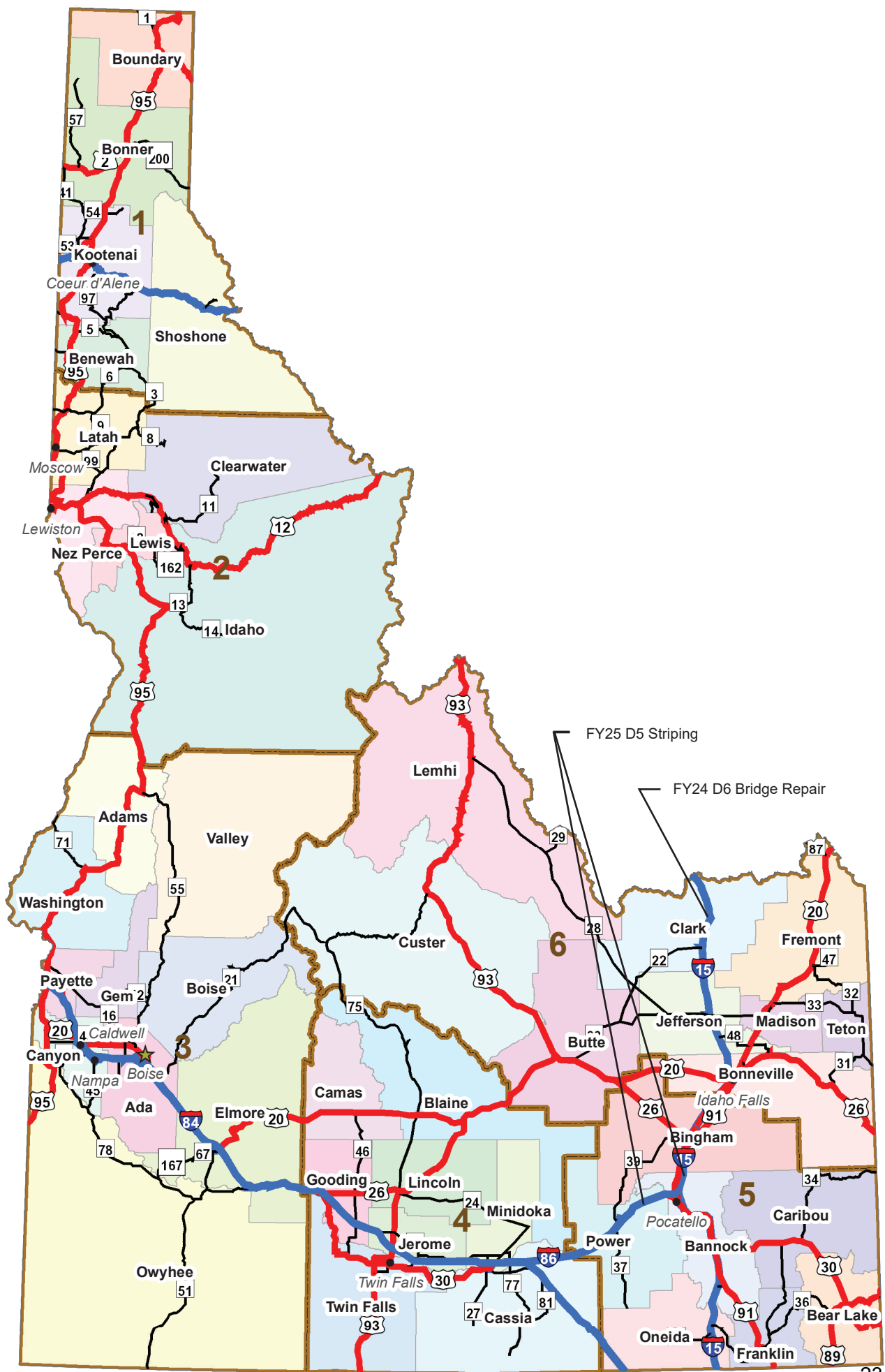
The following items account for most of the difference between the low bid and the Engineer's Estimate:

Item	Description	Quantity	Estimated Unit Price	Bid Unit Price	\$ Difference
S904-05A	SP Temp Traffic Control	1 LS	\$80,000.00	\$202,000.00	\$122,000.00
Total Difference from these Items					\$ 122,000.00

The Engineer's Estimate was based on the average unit price index for similar projects and on observation of experience with similar projects (One was even completed last summer). There are not many companies that can perform traffic control functions in Eastern Idaho. The demand is high on these companies.

This project addresses refreshing the pavement markings on the interstate to increase the safety of the public. This helps to achieve ITD's goal of having the lines refreshed ever year by July.

The district has identified additional funds for the project in bid savings from the Supporting Infrastructure Asset (SIA) program. The district does not believe that re-advertisement will result in lower estimates as the scope of the project would not change. The district recommends award of this contract.





# Board Agenda Item

ITD 2210 (Rev. 12-23)

Meeting Date January 24, 2024

**No Presentation:** Consent Item ☐ Informational Calendar Item ☒

**Presentation:** Informational ☐ Action with Resolution ☐ Time Needed: \_\_\_\_\_

Presenter's Name David B. Kuisti P.E.	Presenter's Title Chief Engineer
Preparer's Name Monica Crider P.E.	Preparer's Title State Design Engineer

## Subject

Contract Awards and Advertisements		
Key Number	District	Route Number

## Background Information

### INFORMATION

The following table summarizes the contracts bid since the start of the fiscal year by jurisdiction, along with those requiring Board approval to award and Board approval to reject.

The attached chart only shows the ITD State Infrastructure Projects listed by Summary of Cost and Summary of Contract Count.

### **NOTE:**

The table below shows year to date summaries for both ITD and Local contracts bid. These ITD Contracts and the ITD project numbers do not match as there are times that multiple projects are companioned and bid and awarded as one contract.

Year to Date Bid Summary 10/01/23 to 12/31/23					
Contracts Bid		Contracts Requiring Board Approval to Award		Contracts Requiring Board Approval to Reject	
ITD	Local	ITD	Local	ITD	Local
22	10	6	4	0	0

### RECENT ACTIONS

In accordance with board policy 4001, Staff has initiated or completed action to award the contracts listed on the attached report.

The following table summarizes the Contracts awarded (requiring no Board action) since the last Board Agenda Report.

Contracts Requiring no action from the Board 12/01/23 to 12/31/23	
ITD	Local
6	0

### FUTURE ACTIONS

The Current Advertisement Report is attached.

## Recommendations *(Action items require a resolution)*

For Information Only.

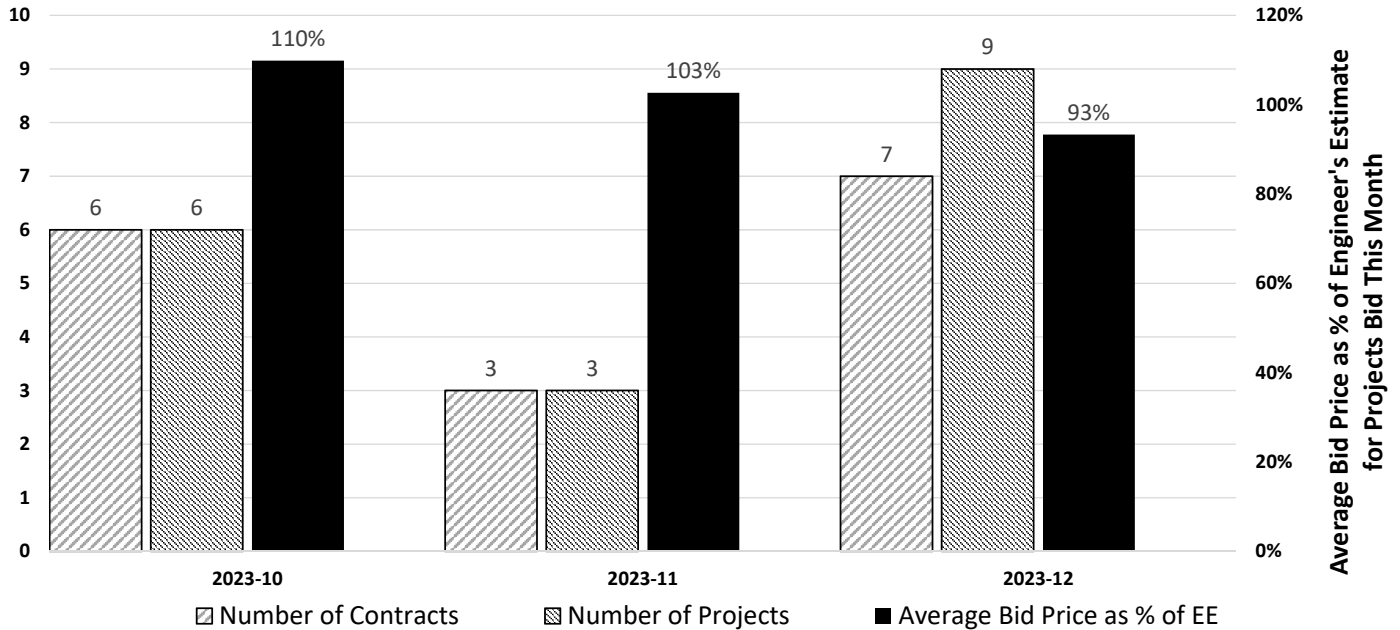


## FFY23 State Infrastructure Project Bid Results: YTD Summary By Cost

### 18 Projects YTD through December 31, 2023

YTD Total for all 18 projects:

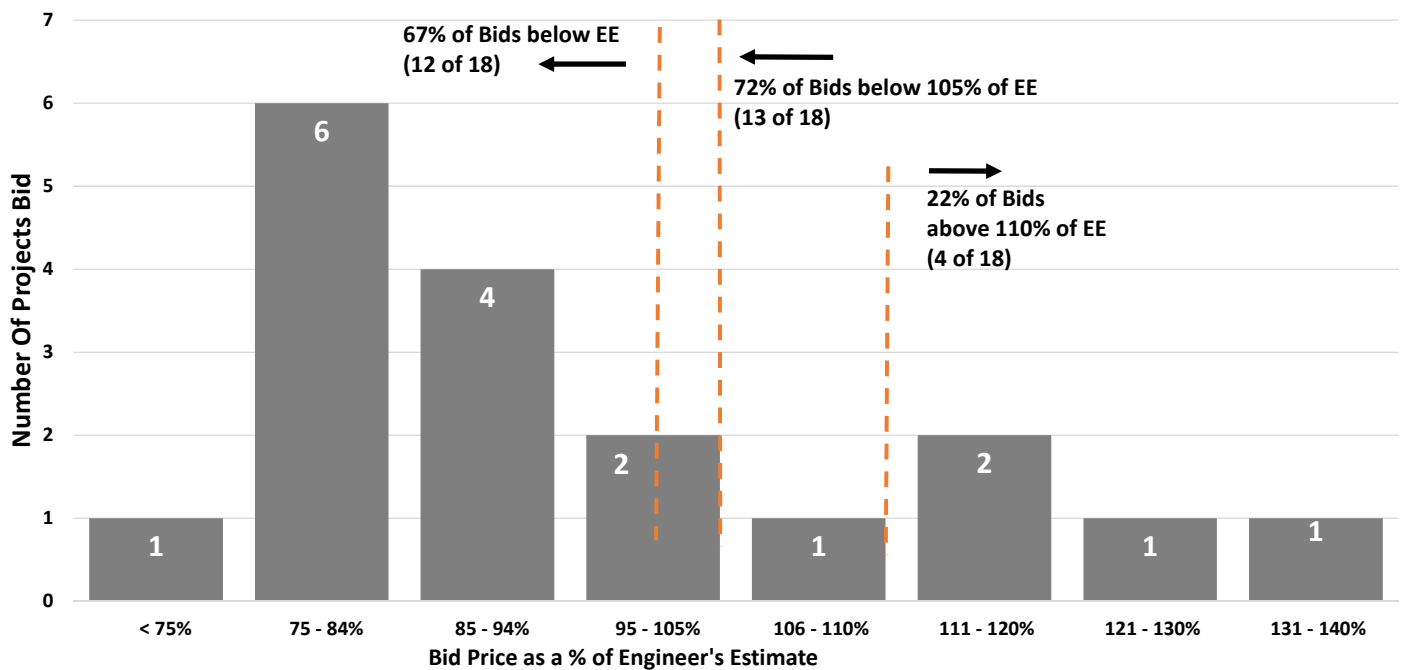
Ratio of Bid Costs / Engineer's Estimates = \$287.6 / \$279.7 M = 102.8%



Notes: 1) Local and SIA Projects are not included 2) Contracts may have multiple Projects

## FFY23 State Infrastructure Project Bid Results: YTD Summary By Project Count

### 18 Projects YTD through December 31, 2023



Note: Local and SIA Projects are not included

## Monthly Status Report to the Board

### PROJECTS BID BY STAFF SINCE LAST BOARD MEETING

District	Key No.	Route	Opening Date	No. of Bids Received	Eng. Est.	Low Bid	Net +/- % of EE
3	<b>22703</b>	SH-19	12/5/2023	4	\$612,693.75	\$590,620.90	<b>(\$22,072.85)</b> 96%
SH-19 Oregon State Line to Jct. US-95					Federal		
Contractor: Intermountain Slurry Seal Inc							

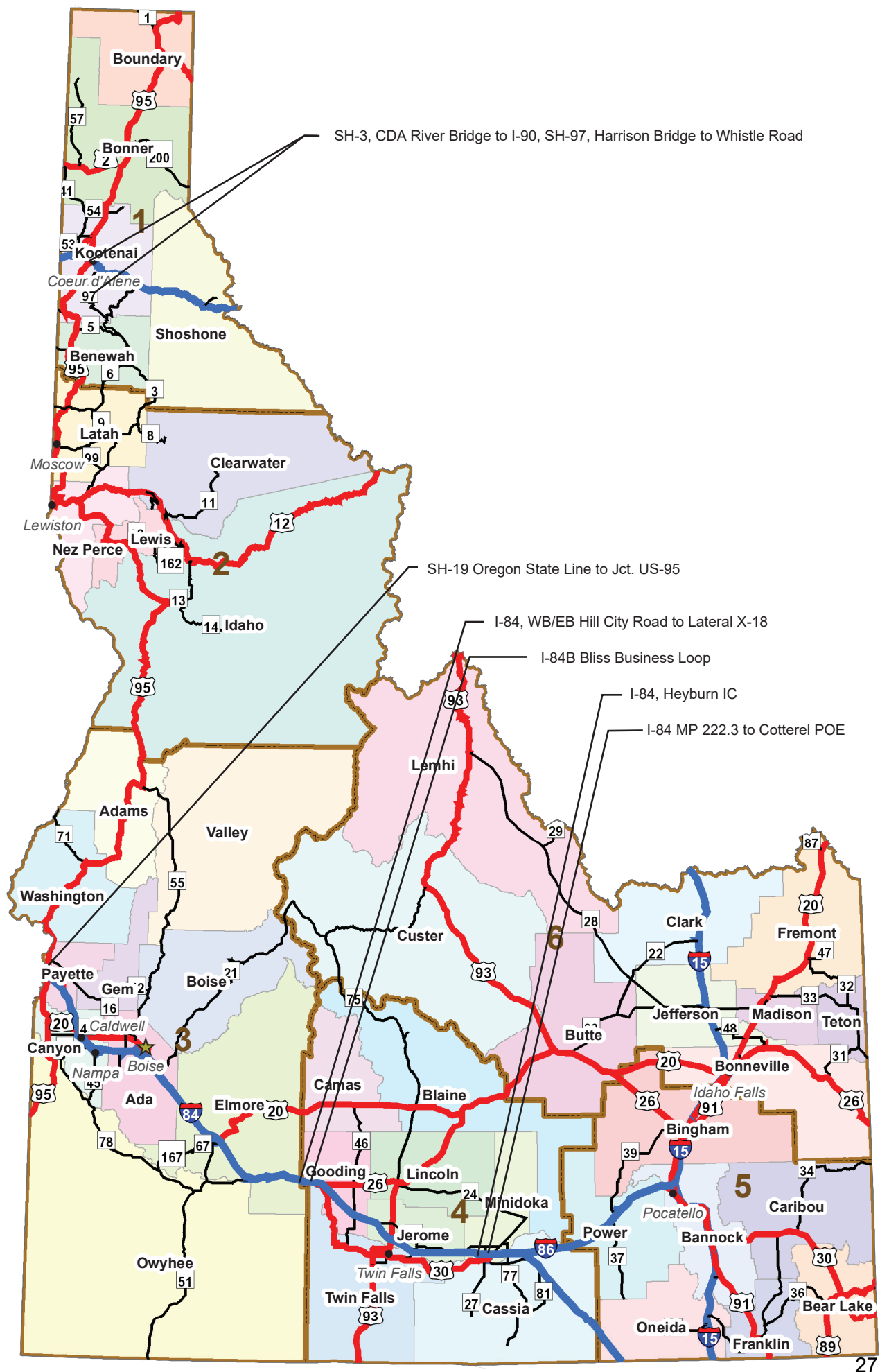
District	Key No.	Route	Opening Date	No. of Bids Received	Eng. Est.	Low Bid	Net +/- % of EE
1	<b>20592/20482</b>	SH-3	12/5/2023	3	\$2,369,898.81	\$1,825,000.00	<b>(\$544,898.81)</b> 77%
SH-3, CDA River Bridge to 1-90, SH-97, Harrison Bridge to Whistle Road					State		
Contractor: Central Washington Asphalt Inc							

District	Key No.	Route	Opening Date	No. of Bids Received	Eng. Est.	Low Bid	Net +/- % of EE
4	<b>23345</b>	I-84	12/12/2023	4	\$96,090,670.34	\$90,698,194.00	<b>(\$5,392,476.34)</b> 94%
I-84, Heyburn Interchange					State		
Contractor: Sundt Construction Inc							

District	Key No.	Route	Opening Date	No. of Bids Received	Eng. Est.	Low Bid	Net +/- % of EE
4	<b>22200/22691</b>	I-84	12/19/2023	5	\$2,214,630.58	\$1,906,906.00	<b>(\$307,724.58)</b> 86%
I-84, WB/EB Hill City Road to Lateral X-18					Federal		
Contractor: Knife River Corporation-Mountain West							

District	Key No.	Route	Opening Date	No. of Bids Received	Eng. Est.	Low Bid	Net +/- % of EE
4	<b>20664</b>	I-84	12/19/2023	6	\$3,308,973.65	\$2,703,368.78	<b>(\$605,604.87)</b> 82%
I-84 MP 222.3 to Cotterel POE					Federal		
Contractor: Geneva Rock Products Inc							

District	Key No.	Route	Opening Date	No. of Bids Received	Eng. Est.	Low Bid	Net +/- % of EE
4	<b>23203</b>	I-84	12/19/2023	4	\$3,248,370.61	\$2,727,777.00	<b>(\$520,593.61)</b> 84%
I-84B Bliss Business Loop					Federal		
Contractor: Western Construction Inc							



## Monthly Contract Advertisement As of 12-31-2023

District	Key No.	Route	Bid Opening Date
3	<b>20647</b>	I-84, US-20 & US-26	1/9/2024
FY24 D3 Bridge Repair			
\$1,000,000 to \$2,500,000			

District	Key No.	Route	Bid Opening Date
5	<b>20481</b>	US-26	1/9/2024
US-26, Moreland Road to MP 303.5, Blackfoot			
\$5,000,000 to \$10,000,000			

District	Key No.	Route	Bid Opening Date
2	<b>23798 SIA</b>	US-95	1/9/2024
FY25 D2 Striping			
\$500,000 to \$1,000,000			

District	Key No.	Route	Bid Opening Date
LHTAC(1)	<b>20383</b>	OFF SYS	1/23/2024
6th Street, S. Fork CDA River Bridge			
\$2,500,000 to \$5,000,000			

District	Key No.	Route	Bid Opening Date
4	<b>21824</b>	SH-24, SH-75, SH-77 & SH-81	1/23/2024
SH-77 FY25 D4 #5 Non Com Seal Coats			
\$2,500,000 to \$5,000,000			

District	Key No.	Route	Bid Opening Date
3	<b>22677</b>	US-20, US-26 & SH-44	1/23/2024
FY24 Surface Treatments			
\$5,000,000 to \$10,000,000			

District	Key No.	Route	Bid Opening Date
3	<b>22702/20579</b>	US-95	1/23/2024
US-95, New Meadows to Smokey Boulder, Smokey Boulder to Hazard CR			
10,000,000 to \$15,000,000			

District	Key No.	Route	Bid Opening Date
4	<b>20620</b>	Varies	1/23/2024
FY24 D4 Bridge Repair			
\$1,000,000 to \$2,500,000			

District	Key No.	Route	Bid Opening Date
2	<b>23227/23228 SIA</b>	SH-3	1/23/2024
FY24 A&B D2 High Priority Guardrail			
\$500,000 to \$1,000,000			

District	Key No.	Route	Bid Opening Date
1	<b>21935</b>	I-90	1/23/2024
I-90, CDA River Bridge EBL & WBL			
\$25,000.000 or greater			



# Board Agenda Item

ITD 2210 (Rev. 12-23)

Meeting Date January 24, 2024

**No Presentation:** Consent Item ☐ Informational Calendar Item ☒

**Presentation:** Informational ☐ Action with Resolution ☐ Time Needed: \_\_\_\_\_

Presenter's Name Monica Crider, PE	Presenter's Title State Design Engineer
Preparer's Name Mohsen Amirmojahedi	Preparer's Title Consultant Services Engineer

## Subject

REPORT ON PROFESSIONAL SERVICES AGREEMENTS AND TERM AGREEMENT WORK TASKS

Key Number	District	Route Number
------------	----------	--------------

## Background Information

### For all of ITD:

Consultant Services processed 19 new professional services agreements and work tasks totaling **\$9,065,407** and 0 supplemental agreements to existing professional services agreements totaling **\$0** from November 20, 2023 to December 24, 2023.

### New Professional Services Agreements and Work Tasks

<i>Reason Consultant Needed</i>	<i>District</i>									<i>Total</i>
	1	2	3	4	5	6	HQ	MGMT	AERO	
<b>Resources not Available</b>										
Construction Engineering, Inspection, Sampling & Testing			3	3	1					7
Roadway Design			1							1
Engineer of Record			1							1
Materials/Geotechnical				1						1
Surveying						1				1
Bridge Inspection							2			2
Bridge Load Rating							2			2
Bridge Design			1							1
Environmental				1	1					2
<b>Local Public Agency Projects</b>	1									1
<b>Total</b>	1	0	6	5	2	1	4			19



## Board Agenda Item

ITD 2210 (Rev. 12-23)

### For ITD Projects:

18 new professional services agreements and work tasks were processed during this period totaling **\$8,876,916**. 0 supplemental agreements totaling **\$0** were processed.

### District 3

<i>Project</i>	<i>Reason Consultant Needed</i>	<i>Description</i>	<i>Selection Method</i>	<i>Consultant</i>	<i>Amount</i>
SH 16, FRANKLIN RD TO USTICK RD, ADA & CANYON COS	Resources not Available Engineer of Record Services	Engineer of Record Services.	Individual Project Solicitation	David Evans and Associates, Inc.	\$698,797
I 84, KARCHER IC, KARCHER TO MIDDLETON ROAD, CANYON CO	Resources not Available CE&I	CE&I Services.	Individual Project Solicitation	Horrocks Engineers, Inc.	\$2,058,401 Board Approved: \$2,200,000 On: 11/15/2023
SH 55, SH 44 (STATE ST) TO PAYETTE RV BR, REHABILITATION	Resources not Available CE&I	CE&I Services.	Individual Project Solicitation	Jacobs Engineering Group, Inc.	\$805,269
U89, GLENN'S FERRY TAXIWAY & APRON REHABILITATION	Resources not Available Roadway Design	Roadway Design Services.	Direct from Term Agreement	J-U-B Engineers, Inc.	\$44,671
SH 55, EAGLE RD; I 84 TO SH 44, ADA CO	Resources not Available CE&I	CE&I Services.	Individual Project Solicitation	Jacobs Engineering Group, Inc.	Prev: \$838,485 This: \$516,036 Agreement Total to Date: \$1,354,521 Board Approved: \$1,500,000 On: 4/20/2023
SH 16, I 84 TO US 20/26 & SH 44 IC, ADA & CANYON COS	Resources not Available Bridge Design	Bridge Design Services.	Direct from Term Agreement	Russo Structural Services, LLC	\$53,894



# Board Agenda Item

ITD 2210 (Rev. 12-23)

## District 4

<i>Project</i>	<i>Reason Consultant Needed</i>	<i>Description</i>	<i>Selection Method</i>	<i>Consultant</i>	<i>Amount</i>
SH 24, MINIDOKA CO LN TO KIMAMA, LINCOLN CO	Resources not Available Materials / Geotechnical	Roadway Designs, and Materials/Geotechnical Services.	Direct from Term Agreement	Strata, Inc.	\$15,033
US 93, 300 SOUTH RD, JEROME CO	Resources not Available CE&I	CE&I Services.	RFI from Term Agreement	Horrocks Engineers, Inc.	\$197,737
I 84, SOUTH JEROME IC, JEROME CO	Resources not Available CE&I	CE&I Services.	Individual Project Solicitation	Horrocks Engineers, Inc.	\$3,616,536 Board Approved: \$3,750,000 On: 11/15/2023
US 93, CAREY TO HOTSPRINGS, BLAINE CO	Resources not Available Environmental	Environmental Services.	RFI from Term Agreement	Jacobs Engineering Group, Inc.	Prev: \$358,564 This: \$94,340 Agreement Total to Date: \$452,904
I 84, BLISS BUSINESS LOOP	Resources not Available CE&I	CE&I Services.	Direct from Term Agreement	Strata, Inc.	\$91,267

## District 5

<i>Project</i>	<i>Reason Consultant Needed</i>	<i>Description</i>	<i>Selection Method</i>	<i>Consultant</i>	<i>Amount</i>
I 15, FORT HALL IC# 80, BANNOCK CO	Resources not Available CE&I	CE&I Services.	Individual Project Solicitation	Horrocks Engineers, Inc.	Prev: \$2,109,770 This: \$167,878 Agreement Total to Date: \$2,277,648 Board Approved: \$2,500,000 On: 10/20/2022
I 15, UPRR INKOM OPASS, BANNOCK CO	Resources not Available Environmental	Environmental Services.	Direct from Term Agreement	Parametrix, Inc.	\$16,688





## Board Agenda Item

ITD 2210 (Rev. 12-23)

<i>Project</i>	<i>Reason Consultant Needed</i>	<i>Description</i>	<i>Selection Method</i>	<i>Consultant</i>	<i>Amount</i>
US 26, INTERSECTION IMPROVEMENTS 45TH & 55TH, IDAHO FALLS	Resources not Available Surveying	Archaeological & Historical, Survey Services.	Direct from Term Agreement	Horrocks Engineers, Inc.	Prev: \$34,247 This: \$22,894 Agreement Total to Date: \$57,141

### Headquarters

<i>Project</i>	<i>Reason Consultant Needed</i>	<i>Description</i>	<i>Selection Method</i>	<i>Consultant</i>	<i>Amount</i>
STATE, FY23 SHS BRIDGE INSPECTION	Resources not Available Bridge Inspection	Bridge Inspection and Maintenance Services.	Direct from Term Agreement	HMH, LLC	\$29,987
STATE, FY23 SHS BRIDGE INSPECTION	Resources not Available Bridge Inspection	Bridge Inspection Services.	Direct from Term Agreement	Srinteg Corporation	\$49,826
OFFSYS, FY23 LOCAL/OFFSYS BRIDGE INSPECTION	Resources not Available Bridge Load Rating	Bridge Load Rating Services.	RFI from Term Agreement	Wiss, Janney, Elstner Associates, Inc.	\$147,847
STATE, FY23 SHS BRIDGE INSPECTION	Resources not Available Bridge Load Rating	Bridge Load Rating Services.	RFI from Term Agreement	Forsgren Associates, Inc.	\$249,815

### For Local Public Agency Projects:

1 new professional services agreements totaling **\$188,491** were processed during this period. 0 supplemental agreements totaling **\$0** were processed.

<i>Project</i>	<i>Sponsor</i>	<i>Description</i>	<i>Selection Method</i>	<i>Consultant</i>	<i>Amount</i>
STC-5742, S GREENSFERRY RD GUARDRAIL, WORLEY HD	WORLEY HIGHWAY DISTRICT	Roadway Design Services.	RFI from Term Agreement	J-U-B Engineers, Inc.	Prev: \$143,242 This: \$188,491 Agreement Total to Date: \$331,733

### Recommendations (Action items require a resolution)



# Board Agenda Item

ITD 2210 (Rev. 12-23)

Meeting Date January 24, 2024

**No Presentation:** Consent Item ☐ Informational Calendar Item ☒

**Presentation:** Informational ☐ Action with Resolution ☐ Time Needed: \_\_\_\_\_

Presenter's Name Justin Pond	Presenter's Title Right of Way Manager
Preparer's Name Justin Pond	Preparer's Title Right of Way Manager

## Subject

Administrative Settlements in Right of Way Acquisitions		
Key Number	District State-wide	Route Number

## Background Information

The Board has delegated to staff, in Board Policy 4005, the authority to negotiate settlements for the acquisition of real property by ITD that did not exceed \$200,000 over the fair market value as established by an ITD approved Review Appraiser. The Board asked to receive reports twice each year summarizing administrative settlements.

During the semi-annual period of July 1, 2023 through December 31, 2023, the Right of Way Section processed 88 parcels. Of the 88 parcels, 40 parcels had an Administrative Settlement. Attached is a report showing parcels with Administrative Settlements. Parcels included in projects on which right-of-way acquisitions are ongoing have been excluded from this report and will be provided on future reports.

## Recommendations *(Action items require a resolution)*

--

**RIGHT OF WAY ACQUISITIONS  
ADMINISTRATIVE SETTLEMENTS**  
July 1, 2023 to December 31, 2023\*

Dist.	Major Program	Project Name	Admin. Settlements	Justification
3	23336	I-84, KARCHER IC, KARCHER TO MIDDLETON RD, CANYON CO	\$81,028.00	Increased land values plus fence incorrectly appraised on wrong parcel.
3	23336	I-84, KARCHER IC, KARCHER TO MIDDLETON RD, CANYON CO	\$189,530.00	Increased land values.
3	20681	S FK PAYETTE BR (LOWMAN), BOISE CO	\$31,000.00	Increased land values.
6	20710	SH-33, TETON CO INTERSECTION IMPROVEMENTS	\$9,793.30	Increased land values.
1	12964	US 95, ALDERSON LN TO KOOTENAI RV/RR BR, Bonners Ferry	\$20,000.00	Supplemental contract for additional cost for property owner to reconstruct approach in a new location.
<b>*Sum of Administrative Settlements:</b>			<b>\$311,351.30</b>	

Total number of parcels processed with administrative settlements: 5

Total number of parcels processed: 88

Total value of all parcels processed: **\$40,217,090.99**

\*Parcels included in projects on which right-of-way acquisitions are ongoing have been omitted.



# Board Agenda Item

ITD 2210 (Rev. 12-23)

Meeting Date January 24, 2024

**No Presentation:** Consent Item ☐ Informational Calendar Item ☒

**Presentation:** Informational ☐ Action with Resolution ☐ Time Needed: \_\_\_\_\_

Presenter's Name Colleen Wonacott	Presenter's Title Program Control Manager, PMO
Preparer's Name Colleen Wonacott	Preparer's Title Program Control Manager, PMO

## Subject

Monthly Reporting of Federal Formula Program Funding Through January 2, 2024.		
Key Number N/A	District N/A	Route Number N/A

## Background Information

Idaho has received obligation authority through 1/19/24 via a continuing resolution passed on November 16, 2023

Obligation authority through January 19<sup>th</sup> is \$184.2 million. This includes \$35.2 million of *Highway Infrastructure General Funds* carried over from FY21 through FY23, and \$45 million *IIJA Bridge formula (General Fund) funds*. These General Funds are also included in the apportionments detailed below.

The Infrastructure Investment and Jobs Act (IIJA) was signed on November 15, 2021. Additional apportionments were allocated via the Appropriations Act. Idaho received apportionments of \$476.3 million. FY24 obligation authority through 1/19/24 is 38.7% of apportionments.

### Exhibit 1: Formula Funding for FY2024

<b>IIJA FY2024</b>	
<b>Apportionments + COVID + Hwy Infra.</b>	
Federal Aid Only	\$476,314
Including Match	\$514,045
<b>Obligation Limits through 1/19/2024</b>	
Federal Aid Only	\$184,162
Including Match	\$198,750

- Notes:
1. All dollars in Thousands
  2. 'Approved Program' amounts from Nov. 2023 Highway Funding Plan.
  3. Apportionment and Obligation Authority amounts reflect available funds via federal notices received through 1/2/24.



## Board Agenda Item

ITD 2210 (Rev. 12-23)

### Exhibit 2: Allotments of Available Formula Funding w/Match and Amount Remaining

Program	Allotted Program Funding through 1/19/24	Program Funding Remaining as of 1/2/24
All Other SHS Program	\$130,366	\$115,522
GARVEE Formula Debt Service*	\$19,202	\$6,763
State Planning and Research*	\$2,805	\$1,453
Metropolitan Planning*	\$730	\$277
Freight	\$654	\$698
Railroad Crossings	\$134	\$124
Recreational Trails	\$102	\$102
STBG - Transportation Mgt. Area	\$782	\$1,072
Transportation Alternatives (TMA)*	\$361	\$361
Carbon - TMA	\$171	\$171
STBG - Local Large Urban	\$624	\$625
Carbon - Large Urban	\$125	\$125
STBG - Local Small Urban	\$291	\$291
STBG – Local Rural	\$1,319	\$2,852
Transportation Alternatives (Urban/Rural)*	\$2,237	\$1,729
Local Bridge*	\$10,960	\$8,993
Off System Bridge*	\$6,750	\$7,472
Local Safety	\$683	\$399
NEVI (Electric Vehicles)*	\$20,453	\$20,453
<b>Total</b>	<b>\$198,750</b>	<b>\$233,826</b>

- Notes:
1. All dollars in Thousands.
  2. Allotments based on the Nov. 2023 Highway Funding Plan.
  3. Funding amounts include match and reflect total formula funding available.
  4. Data reflects both obligation and de-obligation activity through Dec. 6th.
- \* These programs are provided 100% Obligation Authority. Other programs are reduced accordingly.

### Recommendations (Action items require a resolution)

For Information



# Board Agenda Item

ITD 2210 (Rev. 12-23)

Meeting Date 01/24/24

**No Presentation:** Consent Item ☐ Informational Calendar Item ☒

**Presentation:** Informational ☐ Action with Resolution ☐ Time Needed: \_\_\_\_\_

Presenter's Name Michelle Doane	Presenter's Title BSM Manager
Preparer's Name Alicia Oakes	Preparer's Title Contract Officer

## Subject

Non-Construction Professional Service Contracts Issued by Business & Support Management		
Key Number N/A	District N/A	Route Number N/A

## Background Information

The purpose of this board item is to comply with the reporting requirements established in Board Policy 4001 -'Each month the Chief Administrative Officer shall report to the Board all non-construction professional service agreements entered into by the Department during the previous month.'

Document Description	Vendor Name	Line Amount	Unit Name	Service From	Service To
Data Driven Analytic Strategic Planning	*CATCH Intelligence	\$90,000	HQ Roadway Data (SPR funds)	12/20/23	10/31/2024
<i>*Catch Intelligence has experience in helping transportation agencies develop a roadmap for regulating their data analytics. In ITD's case, they are going to look at the current state of our data and analytics, get an idea of where we want to be going, develop a gap analysis, and then recommend strategies on how to get to a future state where data is integrated.</i>					

## Recommendations (Action items require a resolution)

--



# Board Agenda Item

ITD 2210 (Rev. 12-23)

Meeting Date January 24, 2024

**No Presentation:** Consent Item ☐ Informational Calendar Item ☒

**Presentation:** Informational ☐ Action with Resolution ☐ Time Needed: \_\_\_\_\_

Presenter's Name Tony Pirc	Presenter's Title Capital Facilities Program Manager
Preparer's Name Tony Pirc	Preparer's Title Capital Facilities Program Manager

## Subject

Annual Report on Status of State-Owned Dwellings		
Key Number	District	Route Number

## Background Information

Per Board Policy 4049 and Administrative Policy 5049, attached is the annual report on the status of state-owned dwellings.

The attached listing shows all dwellings (houses and trailer pads) provided to department employees. The department owns 3 stick framed houses, 25 manufactured homes, 6 bunkhouses, and 1 manufactured home at Johnson Creek and 1 home at Cavanaugh Bay Air Strips that are used seasonally. In addition to the houses, 11 locations have employee owned manufactured housing on ITD provided trailer pads.

The policy allows the department to provide or rent state-owned dwellings to its employees in situations where the best interests of the department are served. The department has locations where employees reside in a state-owned dwelling as a condition of their employment. Policy also allows the department to rent at a reduced amount state-owned dwellings to employees. The department withholds from the employee's earnings their monthly rent and an appropriate amount to cover taxes on the discounted rental value. The department is currently in the process of updating the fair rental value.

The department also owns 7 trailer pads and 4 houses at rest area locations around the state (see attached list). Rest area maintenance contracts require the contractor to be available for daily conferences and on call for emergencies 24-7. Providing the state-owned dwellings is part of the consideration of the maintenance contract.

Currently, ITD is actively engaged in the design and future construction of 3 new projects: one new home in District 4 Stanley with an estimated completion of November 2024, four new homes in District 4 Fairfield with an estimated completion of June 2025, and two new homes in District 6 Driggs with an estimated completion date of October of 2024.

## Recommendations *(Action items require a resolution)*

For informational purposes only.

STATUS OF STATE OWNED DWELLINGS  
JANUARY 2024

<i>District</i>	<i>Location</i>	<i>Building No.</i>	<i>Fair Rental</i>	<i>Monthly Rental Fee</i>	<i>Status</i>
1	None				
2	Benson House	2461	\$700.00	\$0.00	Vacant
2	Benson House	2462	\$500.00	\$0.00	Vacant
2	Bovill Trailer Pad	2272	\$100.00	\$0.00	Vacant
2	Fleming House	2602	\$200.00	\$0.00	In process of restoring
2	Fleming Trailer Pad	2601	\$50.00	\$30.00	Occupied 9/1/2021
2	Lucile Trailer Pad	2922	\$100.00	\$45.00	Vacant
2	Lucile Trailer Pad	2923	\$100.00	\$45.00	Vacant
2	Lucile Trailer Pad	2925	\$100.00	\$45.00	Occupied 7/1/2017
2	Powell House	2642	\$50.00	\$0.00	Occupied 11/1/2022
2	Powell House	2645	\$50.00	\$0.00	Occupied 7/1/2015
2	Powell N Bunkhouse	2651		\$0.00	Used as a bunkhouse
2	Powell S Bunkhouse	2652		\$0.00	Used as a bunkhouse
2	Reeds Bar Bunkhouse	2933		\$0.00	Used as a bunkhouse in winter
3	Bruneau Trailer Pad	3070	\$150.00	\$0.00	Vacant
3	Bruneau Trailer Pad	3071	\$150.00	\$0.00	Vacant
3	Bruneau Trailer Pad	3072	\$150.00	\$0.00	Vacant
3	Lowman House	3052	\$550.00	\$0.00	Occupied 10/1/2019
3	Lowman House	3053	\$550.00	\$0.00	Occupied 10/1/2019
3	Lowman House	3195	\$550.00	\$0.00	Occupied 10/1/2019
3	Lowman House	3198	\$550.00	\$145.00	Occupied 10/1/2019
3	Lowman House	3199	\$550.00	\$125.00	Occupied 10/1/2019
3	Lowman House with Trailer Pad & Cover	3196	\$550.00	\$0.00	Not Occupied 11/15/2023
3	Lowman House with Trailer Pad & Cover	3197	\$550.00	\$90.00	Occupied 10/1/2019
3	Lowman House with Trailer Pad & Cover	3044	\$550.00	\$105.00	Occupied 9/29/2022
3	Riddle House	3084	\$550.00	\$0.00	Vacant as of 5/18/2023
4	Carey House	4506	\$500.00	\$0.00	Occupied 1/13/2022
4	Carey House	4507	\$500.00	\$0.00	Occupied 1/13/2022
4	Carey House	4511	\$250.00	\$0.00	Occupied 1/13/2022 Utilities only, no concrete pad
4	Hailey House	4808	\$750.00	\$0.00	Occupied 1/13/2022
4	Hailey House	4809	\$700.00	\$0.00	Occupied 1/13/2022
4	Hailey House	4810	\$700.00	\$0.00	Occupied 1/13/2022
4	Hailey House	4813	\$700.00	\$0.00	Occupied 1/13/2022
4	Hailey House	4814	\$700.00	\$0.00	Occupied 1/13/2022
4	Hailey House	4843	\$700.00	\$0.00	Occupied 1/13/2022
4	Stanley House with Trailer Pad & Cover	4847	\$700.00	\$0.00	Occupied 10/1/2021
4	Stanley House with Trailer Pad & Cover	4849		\$0.00	Newly installed- evaluating market rates
4	Stanley House with Trailer Pad & Cover	4850		\$0.00	Newly installed - evaluating market rates
4	Stanley Trailer Pad & Cover	4828	\$400.00	\$0.00	Occupied 1/13/2022
4	Sublett Trailer Pad	4323	\$250.00	\$0.00	Occupied 1/13/2022
4	Sublett Trailer Pad	4324	\$250.00	\$0.00	Vacant 1/13/2022
4	Sublett Trailer Pad	4325	\$250.00	\$0.00	Vacant 1/13/2022
5	None				
6	Gibbonsville House	6115			Newly installed - evaluating market rates
6	Gibbonsville Trailer Pad	6113	\$230.00	\$0.00	Occupied by ITD Employee
6	Irwin House	6236			Newly installed - evaluating market rates
6	Island Park Bunkhouse w/Trailer Pad&Cover	6222		\$0.00	Used as Bunkhouse
6	Island Park Bunkhouse w/Trailer Pad&Cover	6226		\$0.00	Occupied by ITD Employee assigned to location
6	Island Park House	6223			Newly installed - evaluating market rates
6	Island Park House	6227			Newly installed - evaluating market rates
8	Cavanaugh Bay Airport House	8020			Occupied 4/24/2016
8	Johnson Creek Airport Bunkhouse	8006			Vacant/Seasonal
8	Johnson Creek Airport House	8011			Occupied 5/22/2016
TOTAL MONTHLY AMOUNT			\$14,930.00	\$630.00	



**Rest Area Dwelling Summary  
January 2024**

West Bound Huetter	Trailer pad	No rent
Mineral Mountain	Trailer pad	No rent
Sheep Creek	Residence	No Rent
Lenore	Trailer pad	No rent
Midvale Hill	Trailer pad	No rent
Snake River View	Residence	No rent
Blacks Creek (2ea.)	Trailer Pad	No rent
Juniper West Bound	Trailer pad	No rent
Cherry Creek	Residence	No rent
North Blackfoot (Lava)	Residence	No rent
Clark Hill (Seasonal)	Trailer pad	No rent



# Board Agenda Item

ITD 2210 (Rev. 12-23)

Meeting Date January 24, 2024

**No Presentation:** Consent Item ☐ Informational Calendar Item ☒

**Presentation:** Informational ☐ Action with Resolution ☐ Time Needed: \_\_\_\_\_

Presenter's Name Justin Collins	Presenter's Title Controller
Preparer's Name Justin Collins	Preparer's Title Controller

## Subject

State Fiscal Year 2024 Financial Statements		
Key Number	District	Route Number

## Background Information

### July 01, 2023 thru November 30, 2023, Fiscal Year 2024 Financial Statements

The financial operations of the Department as of November 30, 2023, five months through this fiscal year.

- Revenues to the State Highway Account from all state sources as shown on the financial statements are ahead of forecast by 4.7% (this includes Misc. Revenues and Equipment Buy Back). Revenues in the Highway Distribution Account, Fuels/Registration Direct, and Ethanol are also ahead of forecast (4.7%).
- State revenues to the State Aeronautics Fund are currently below of forecast by -5.0% or \$-73.3K. The revenue for both the State Highway Account, and the State Aeronautics Fund will continue to be monitored closely.
- Expenditures are within planned budgets YTD. The differences after five months are timing between planned and actual expenditures plus encumbrances. Personnel costs have savings of \$2.5M or 4.1% is due to vacancies and timing between a position becoming vacant and filled. Management is working diligently to keep vacancies as low as possible.
- Contract construction cash expenditures in the State Highway Account for July - November of this fiscal year are \$319.7M. Compared to the last three fiscal years through the first five months of the year:
  - FY23= \$230.9M
  - FY22= \$216.1M
  - FY21= \$233.7M

It is important to note that contract construction projects are funded from a total of five different funds. The State Highway Account, Strategic Initiatives Program Fund, Transportation Expansion and Congestion Mitigation Fund (TECM), TECM Bond Proceeds and GARVEE Bond Proceeds. The total construction expenditures for the first five months from these funding sources was \$508.5M or \$105.3M higher than the highest point of the previous three years.

- FY23= \$403.3M
- FY22= \$271.1M
- FY21= \$286.0M

The balance of the long-term investments as of the end of November is \$180.4M. These funds are obligated against both construction projects and encumbrances. The long-term investments plus the cash balance (\$112.5M) totals \$292.9M.

Expenditures in the Strategic Initiatives Program Fund (GF Surplus), for the first five months, are \$67.9M. This is the fund where the Governor's "Leading Idaho" transfer of \$181.7M completed in July was deposited. There are no additional receipts other than interest earned to date of \$1.0M based on the cash balance.



## Board Agenda Item

ITD 2210 (Rev. 12-23)

Deposits into the Transportation Expansion and Congestion Mitigation Fund of \$50.3M is the first five months of the sales tax of 4.5%. Initial receipts into this fund for FY24 of \$37.3M is committed to debt service on the TECM Bonds. Expenditures in this fund for construction expenses on projects are \$16.1M.

As part of the CARES Act in 2020, ITD received a federal grant from the Federal Transit Administration of \$27.3M. The first three years of expenditures for this was \$14.3M. The expenses during the first five months of FY24 is \$2.5M, for a total expenditure of \$16.8M since the beginning of the grant.

Expenditures from the two active bond programs were \$96.6M for the TECM Capital Projects fund and \$11.3M for the GARVEE Capital Projects fund. Both programs are very active and advancing as planned.

### **Recommendations** *(Action items require a resolution)*

For Information.

**JANUARY**  
**ITD BOARD PACKET**

**NOVEMBER**  
**FY24**  
**FINANCIAL STATEMENTS**

User ID: mmcbride  
 Report ID: AD-FN-GL-010  
 Run Date: 18 Dec 2023  
 % of Time  
 Remaining: 58.33

# Idaho Transportation Department

SUMMARY OF RECEIPTS AND DISBURSEMENTS  
 STATE HIGHWAY ACCOUNT AND STATE AERONAUTICS FUND  
 BUDGET TO ACTUAL  
 FOR THE FISCAL YEAR TO DATE - FOR THE PERIOD ENDING 11/30/2023  
 (all amounts in '000)

Fiscal Year: 2024

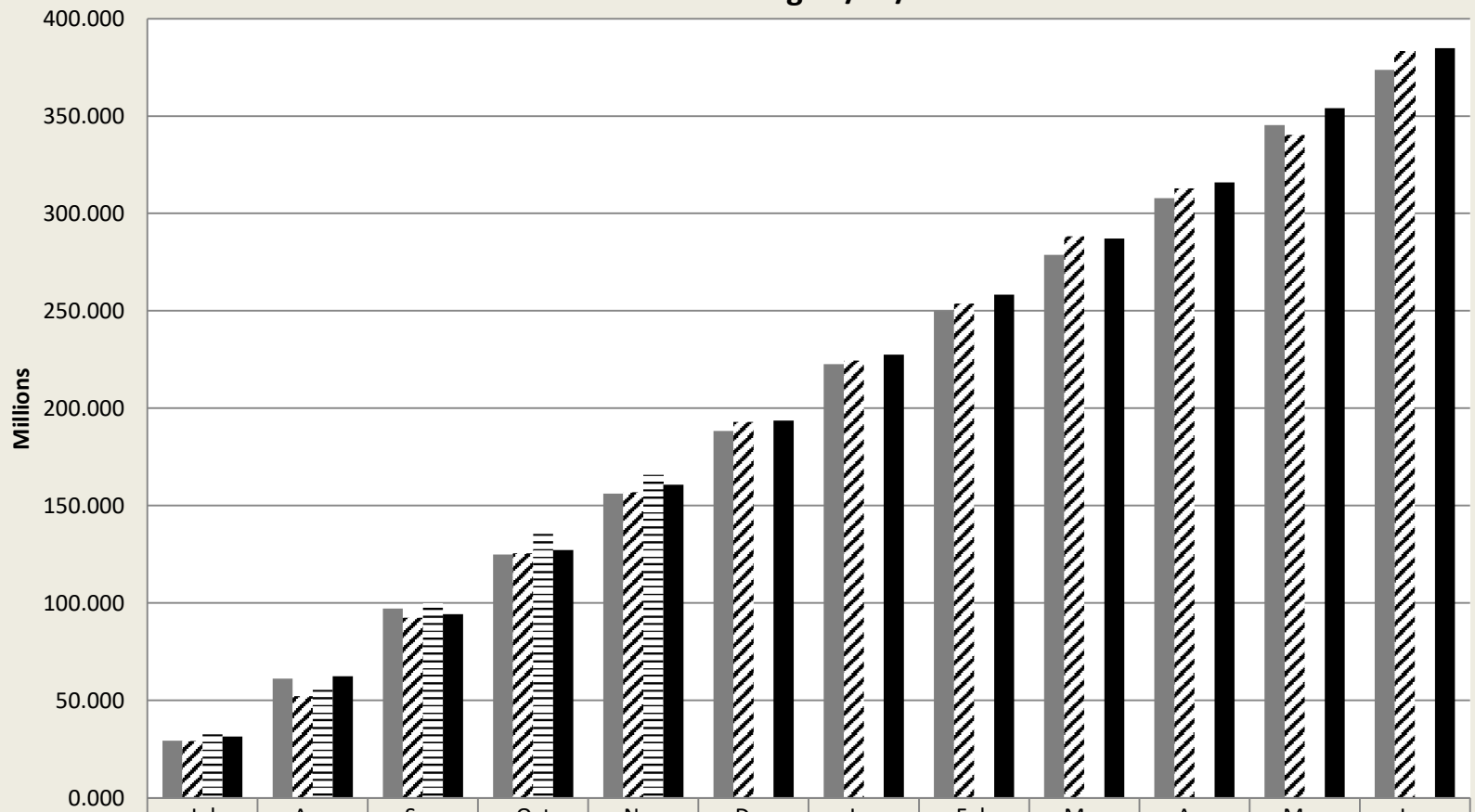
Funds Received					
	FY23 Actual YTD	FY24 Actual YTD	FY24 Forecast YTD	FY24 to FY23 Actual	FY 24 to Forecast
<b><u>State Highway Account</u></b>					
Federal Reimbursements	163,000	250,035	172,352	53.4%	45.1%
State (Inc. H.D.A.)	156,752	168,351	160,717	7.4%	4.7%
Local	1,144	5,274	3,272	360.9%	61.2%
<b>Total State Highway Account:</b>	<b>320,896</b>	<b>423,660</b>	<b>336,341</b>	<b>32.0%</b>	<b>26.0%</b>
<b><u>State Aeronautics Fund</u></b>					
Federal Reimbursements	54	77	122	42.5%	-36.6%
State	1,930	1,959	1,687	1.5%	16.2%
<b>Total State Aeronautics Fund:</b>	<b>1,984</b>	<b>2,037</b>	<b>1,809</b>	<b>2.6%</b>	<b>12.6%</b>
<b>Total Fund Received:</b>	<b>322,881</b>	<b>425,696</b>	<b>338,150</b>	<b>31.8%</b>	<b>25.9%</b>
Disbursements (includes Encumbrances)					
	FY23 Actual YTD	FY24 Actual YTD	FY24 Budget YTD	FY24 to FY23 Actual	FY 24 to Budget
Construction Payouts	231,712	321,670	229,517	38.8%	40.2%
<b><u>Operations Expenses</u></b>					
Highways	93,813	110,173	120,516	17.4%	-8.6%
DMV	14,869	14,072	17,563	-5.4%	-19.9%
Administration	15,192	14,220	15,012	-6.4%	-5.3%
Facilities	6,496	30,060	26,121	362.8%	15.1%
Aeronautics	5,586	3,268	3,643	-41.5%	-10.3%
<b>Total Operations Expenses:</b>	<b>135,954</b>	<b>171,793</b>	<b>182,855</b>	<b>26.4%</b>	<b>-6.0%</b>
<b><u>Transfers</u></b>					
Debt Service	0	0	0	0.0%	0.0%
<b>Total Transfers:</b>	<b>0</b>	<b>0</b>	<b>0</b>	<b>0.0%</b>	<b>0.0%</b>
<b>Total Disbursements:</b>	<b>367,667</b>	<b>493,463</b>	<b>412,372</b>	<b>34.2%</b>	<b>19.7%</b>
	FY23 Actual YTD	FY24 Actual YTD	FY24 Budget YTD	FY24 to FY23 Actual	FY 24 to Budget
<b><u>Expenditures by Type</u></b>					
Personnel	57,688	58,237	60,738	1.0%	-4.1%
Operating	41,880	49,796	55,825	18.9%	-10.8%
Capital Outlay	26,791	47,983	53,752	79.1%	-10.7%
Sub-Grantee	9,596	15,777	12,541	64.4%	25.8%
<b>Totals Operations Expenses:</b>	<b>135,954</b>	<b>171,793</b>	<b>182,855</b>	<b>26.4%</b>	<b>-6.0%</b>
Contract Construction	231,712	321,670	229,517	38.8%	40.2%
<b>Totals (excluding Transfers):</b>	<b>367,667</b>	<b>493,463</b>	<b>412,372</b>	<b>34.2%</b>	<b>19.7%</b>

# State Highway Fund 0260

Fiscal Year 2024

State Revenue Source Forecast vs Actual

November - For Period Ending 11/30/2023



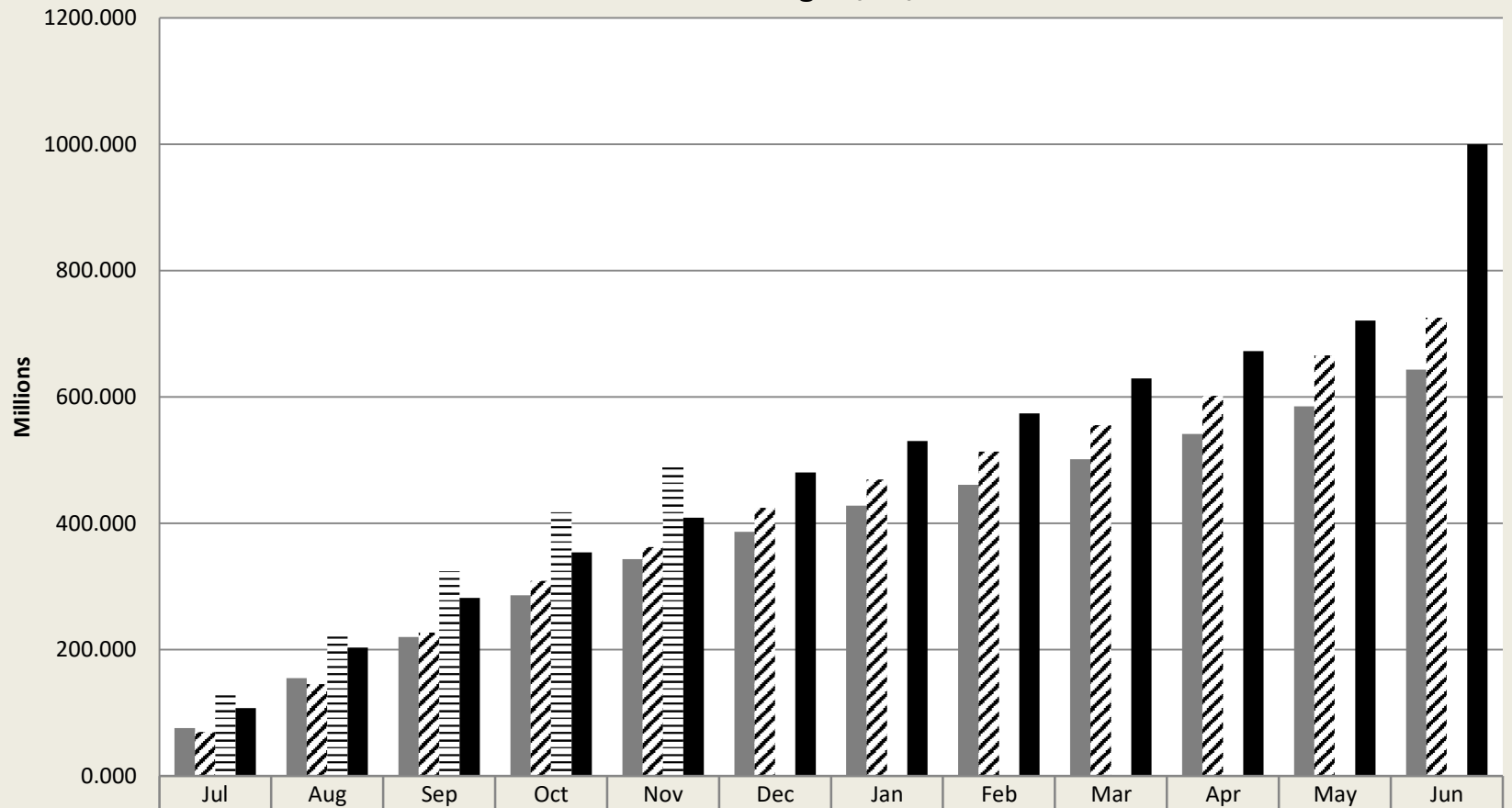
FY22 Actual Revenue	29.335	61.151	97.126	124.843	156.087	188.317	222.664	249.988	278.673	307.797	345.339	373.643
FY23 Actual Revenue	29.119	52.218	92.439	125.473	156.752	192.821	224.482	253.687	288.224	312.870	340.304	383.254
FY24 Current	33.121	55.489	99.979	136.010	168.351							
FY24 Forecast	31.400	62.370	94.280	127.149	160.717	193.648	227.534	258.262	287.042	315.999	354.091	384.812

# State Highway Fund 0260

Fiscal Year 2024

Expenditures

November - For Period Ending 11/30/2023




FY22 Actual Expenditures	75.916	154.865	219.859	286.037	343.275	386.479	427.652	460.866	501.191	541.203	584.948	643.081
FY23 Actual Expenditures	69.026	145.039	226.813	308.949	362.081	423.906	469.162	513.431	555.148	601.080	665.397	723.804
FY24 Current	130.751	227.956	323.812	417.511	490.195							
FY24 Forecast	107.134	202.954	281.754	353.961	408.910	480.424	529.938	573.688	628.933	672.264	720.885	999.644

# Aeronautics Fund 0221

Fiscal Year 2024

## State and Interagency Revenue Sources Forecast vs Actual

November - For Period Ending 11/30/2023



■ FY22 Actual Revenue	0.356	0.820	1.207	1.414	1.956	2.277	2.451	2.623	2.965	9.507	9.877	10.038
▨ FY23 Actual Revenue	0.409	0.907	1.209	1.567	1.930	2.382	2.787	2.967	3.306	3.474	38.795	39.285
≡ FY24 Current	0.371	0.940	1.279	1.615	1.959							
■ FY24 Forecast	0.282	0.663	1.046	1.360	1.687	1.971	2.318	2.550	2.818	3.041	3.276	3.502

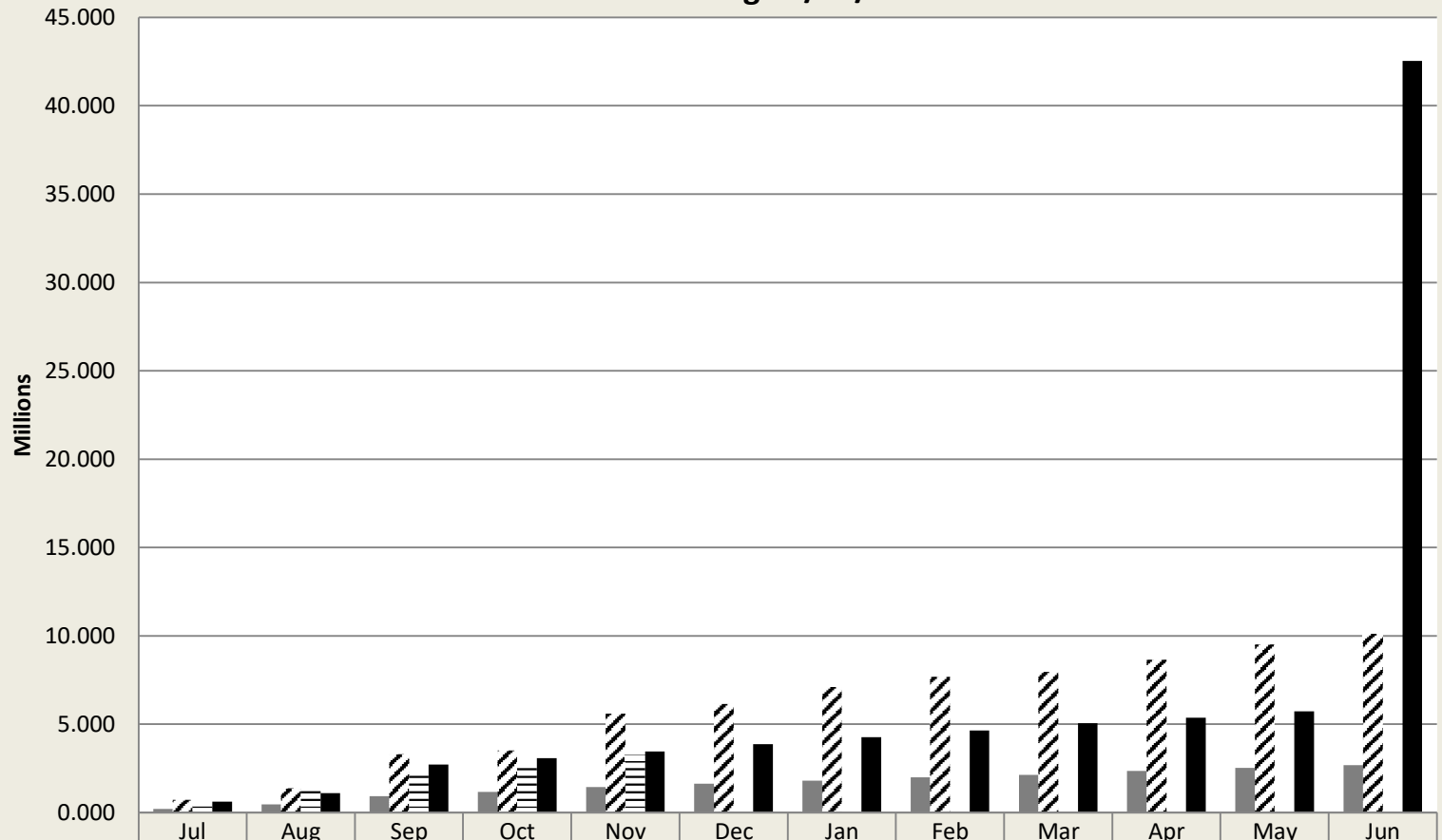


# Aeronautics Fund 0221

Fiscal Year 2024

Expenditures

November - For Period Ending 11/30/2023



FY22 Actual Expenditures	0.198	0.461	0.932	1.163	1.438	1.633	1.810	1.990	2.129	2.353	2.532	2.679
FY23 Actual Expenditures	0.712	1.368	3.301	3.509	5.586	6.132	7.107	7.669	7.953	8.639	9.514	10.121
FY24 Current	0.483	1.310	2.117	2.606	3.268							
FY24 Forecast	0.622	1.101	2.713	3.080	3.462	3.866	4.258	4.639	5.049	5.359	5.724	42.543

UserID: mmcbride  
 Report ID: AD-FN-GL-002  
 Run Date: 18 Dec 2023

# Idaho Transportation Department

## OPERATING FUND BALANCE SHEET FOR THE PERIOD ENDED 11/30/2023

	State Aeronautics Fund		State Highway Fund		Transportation Expansion and Congestion Mitigation Fund	
	0221		0260		0269	
	Oct-23	Nov-23	Oct-23	Nov-23	Oct-23	Nov-23
<b>ASSETS</b>						
Cash on Hand (Change Fund)	0	0	5,195	5,195	0	0
Cash in Bank (Daily Operations)	41,746,927	41,669,620	116,123,611	112,474,426	194,091,236	194,640,218
Investments (Long Term: STO - Diversified Bond Fund)	1,955,800	1,960,930	179,939,928	180,414,518	0	0
Total Cash & Investments	43,702,727	43,630,550	296,068,734	292,894,139	194,091,236	194,640,218
Receivables - Other	2,687	0	1,040,322	1,030,444	0	0
- Due From Locals (Project Overruns)	6,251	5,988	592,187	675,848	0	0
- Inter Agency	90,402	66,024	61,965	48,164	0	0
Total Receivables	99,340	72,012	1,694,474	1,754,456	0	0
Inventory on Hand	0	0	25,964,748	28,182,048	0	0
<b>Total Assets:</b>	<b>43,802,067</b>	<b>43,702,561</b>	<b>323,727,956</b>	<b>322,830,643</b>	<b>194,091,236</b>	<b>194,640,218</b>
<b>LIABILITIES</b>						
Vouchers Payable	0	0	20,633	(1,668)	0	0
Sales Tax Payable	0	0	15,382	13,538	0	0
Deferred Revenue (Local Projects Match)	0	0	34,261,770	33,247,280	0	0
Accounts Receivable Overpayment	0	0	16,019	16,019	0	0
Contractor Retained % (In Lieu Of Performance Bond)	0	0	170,723	179,595	0	0
<b>Total Liabilities:</b>	<b>0</b>	<b>0</b>	<b>34,484,526</b>	<b>33,454,763</b>	<b>0</b>	<b>0</b>
<b>FUND BALANCE</b>						
Reserve for Encumbrance	454,984	673,419	78,103,398	75,386,131	0	0
Fund Balance	43,347,083	43,029,142	211,140,032	213,989,749	194,091,236	194,640,218
<b>Total Fund Balance:</b>	<b>43,802,067</b>	<b>43,702,561</b>	<b>289,243,430</b>	<b>289,375,880</b>	<b>194,091,236</b>	<b>194,640,218</b>
<b>Total Liabilities and Fund Balance</b>	<b>43,802,067</b>	<b>43,702,561</b>	<b>323,727,956</b>	<b>322,830,643</b>	<b>194,091,236</b>	<b>194,640,218</b>

UserID: mmcbride  
Report ID: AD-FN-GL-002  
Run Date: 18 Dec 2023

# Idaho Transportation Department

## OPERATING FUND BALANCE SHEET FOR THE PERIOD ENDED 11/30/2023

	Strategic Initiatives Fund (State Share) 0270.02		Strategic Initiatives Fund (Local Share) 0270.05		Strategic Initiatives Fund (Grant Share) 0270.06		Total Strategic Initiatives Fund 0270	
	Oct-23	Nov-23	Oct-23	Nov-23	Oct-23	Nov-23	Oct-23	Nov-23
<b>ASSETS</b>								
Cash on Hand (Change Fund)	0	0	0	0	0	0	0	0
Cash in Bank (Daily Operations)	264,077,712	256,292,234	332,894,314	268,394,314	100,000,614	100,066,180	696,972,640	624,752,728
Investments (Long Term: STO - Diversified Bond Fund)	0	0	0	0	0	0	0	0
Total Cash & Investments	264,077,712	256,292,234	332,894,314	268,394,314	100,000,614	100,066,180	696,972,640	624,752,728
Receivables - Other	0	0	0	0	0	0	0	0
- Due From Locals (Project Overruns)	0	0	0	0	0	0	0	0
- Inter Agency	0	0	0	0	0	0	0	0
Total Receivables	0	0	0	0	0	0	0	0
Inventory on Hand	0	0	0	0	0	0	0	0
Total Assets:	264,077,712	256,292,234	332,894,314	268,394,314	100,000,614	100,066,180	696,972,640	624,752,728
<b>LIABILITIES</b>								
Vouchers Payable	0	0	0	0	0	0	0	0
Sales Tax Payable	0	0	0	0	0	0	0	0
Deferred Revenue (Local Projects Match)	0	0	0	0	0	0	0	0
Accounts Receivable Overpayment	0	0	0	0	0	0	0	0
Contractor Retained % (In Lieu Of Performance Bond)	0	0	0	0	0	0	0	0
Total Liabilities:	0	0	0	0	0	0	0	0
<b>FUND BALANCE</b>								
Reserve for Encumbrance	0	0	0	0	0	0	0	0
Fund Balance	264,077,712	256,292,234	332,894,314	268,394,314	100,000,614	100,066,180	696,972,640	624,752,728
Total Fund Balance:	264,077,712	256,292,234	332,894,314	268,394,314	100,000,614	100,066,180	696,972,640	624,752,728
Total Liabilities and Fund Balance	264,077,712	256,292,234	332,894,314	268,394,314	100,000,614	100,066,180	696,972,640	624,752,728

UserID: mmcbride  
Report ID: AD-FN-GL-002  
Run Date: 18 Dec 2023

# Idaho Transportation Department

## OPERATING FUND BALANCE SHEET FOR THE PERIOD ENDED 11/30/2023

	CARES Act Covid-19 0345	
	Oct-23	Nov-23
<b>ASSETS</b>		
Cash on Hand (Change Fund)	0	0
Cash in Bank (Daily Operations)	(74,893)	(472,464)
Investments (Long Term: STO - Diversified Bond Fund)	0	0
Total Cash & Investments	(74,893)	(472,464)
Receivables - Other	0	0
- Due From Locals (Project Overruns)	0	0
- Inter Agency	0	0
Total Receivables	0	0
Inventory on Hand	0	0
<b>Total Assets:</b>	(74,893)	(472,464)
<b>LIABILITIES</b>		
Vouchers Payable	0	0
Sales Tax Payable	0	0
Deferred Revenue (Local Projects Match)	0	0
Accounts Receivable Overpayment	0	0
Contractor Retained % (In Lieu Of Performance Bond)	0	0
<b>Total Liabilities:</b>	0	0
<b>FUND BALANCE</b>		
Reserve for Encumbrance	0	0
Fund Balance	(74,893)	(472,464)
<b>Total Fund Balance:</b>	(74,893)	(472,464)
<b>Total Liabilities and Fund Balance</b>	(74,893)	(472,464)

User ID: mmebride  
 Report ID: AD-FN-GL-003  
 Run Date: 18 Dec 2023  
 % of Time  
 Remaining: 58.3

# Idaho Transportation Department

## STATEMENT OF REVENUES AND EXPENDITURES

### BUDGET TO ACTUAL

FOR THE FISCAL YEAR TO DATE - FOR THE PERIOD ENDED 11/30/2023

Fund: 0260 State Highway Fund

Fiscal Year: 2024  
 Budget Fiscal Year: 2024  
 REVENUES

	Year to Date Allotment (A)	Year to Date Actual (B)	Current Month Activity (C)	Year to Date Encumbrance (D)	Variance Favorable / Unfavorable (E = A - B - D)	Percent Variance (F = E / A)	Annual Appropriation (G)	Appropriation Balance (H = G - B - D)	Percent Remaining (I = H / G)
<b>Federal Sources</b>									
FHWA - Highway	164,380,100	227,216,288	35,144,625	0	62,836,188	38.23 %	453,716,900	226,500,612	49.92 %
FHWA - COVID Relief	0	10,423,731	3,110,526	0	10,423,731	0.00 %	0	(10,423,731)	0.00 %
FHWA - Indirect Cost	0	(14,446)	(109)	0	(14,446)	0.00 %	0	14,446	0.00 %
Federal Transit Authority	4,600,000	8,863,339	480,377	0	4,263,339	92.68 %	19,208,500	10,345,161	53.86 %
NHTSA - Highway Safety	2,050,000	3,128,204	582,427	0	1,078,204	52.60 %	6,430,400	3,302,196	51.35 %
Other Federal Aid	1,321,500	417,878	183,827	0	(903,622)	-68.38%	6,102,600	5,684,722	93.15 %
<b>Total Federal Sources:</b>	<b>172,351,600</b>	<b>250,034,995</b>	<b>39,501,673</b>	<b>0</b>	<b>77,683,394</b>	<b>45.07 %</b>	<b>485,458,400</b>	<b>235,423,406</b>	<b>48.50 %</b>
<b>State Sources</b>									
Equipment Buy Back	2,590,600	1,551,363	1,551,363	0	(1,039,237)	-40.12%	12,406,000	10,854,637	87.50 %
Miscellaneous Revenues	15,168,480	17,168,867	3,009,841	0	2,000,387	13.19 %	36,269,216	19,100,349	52.66 %
<b>Total State Sources:</b>	<b>17,759,080</b>	<b>18,720,230</b>	<b>4,561,204</b>	<b>0</b>	<b>961,150</b>	<b>5.41 %</b>	<b>48,675,216</b>	<b>29,954,986</b>	<b>61.54 %</b>
<b>Local Sources</b>									
Match For Local Projects	3,272,214	5,266,382	1,389,387	0	1,994,168	60.94 %	8,276,000	3,009,618	36.37 %
Other Local Sources	0	7,500	0	0	7,500	0.00 %	0	(7,500)	0.00 %
<b>Total Local Sources:</b>	<b>3,272,214</b>	<b>5,273,882</b>	<b>1,389,387</b>	<b>0</b>	<b>2,001,668</b>	<b>61.17 %</b>	<b>8,276,000</b>	<b>3,002,118</b>	<b>36.27 %</b>
<b>TOTAL REVENUES:</b>	<b>193,382,894</b>	<b>274,029,107</b>	<b>45,452,264</b>	<b>0</b>	<b>80,646,212</b>	<b>41.70 %</b>	<b>542,409,616</b>	<b>268,380,510</b>	<b>49.48 %</b>
<b>TRANSFERS-IN</b>									
Highway Distribution Account	100,892,000	106,543,116	20,021,529	0	5,651,116	5.60 %	243,302,000	136,758,884	56.21 %
Fuel/Registration Direct	33,306,215	33,766,566	6,096,537	0	460,351	1.38 %	73,634,700	39,868,134	54.14 %
Ethanol Fuels Tax	8,759,900	9,320,898	1,661,604	0	560,998	6.40 %	19,200,000	9,879,102	51.45 %
<b>TOTAL TRANSFERS-IN:</b>	<b>142,958,115</b>	<b>149,630,580</b>	<b>27,779,669</b>	<b>0</b>	<b>6,672,465</b>	<b>4.67 %</b>	<b>336,136,700</b>	<b>186,506,120</b>	<b>55.49 %</b>
<b>TOTAL REV AND TRANSFERS-IN:</b>	<b>336,341,009</b>	<b>423,659,687</b>	<b>73,231,933</b>	<b>0</b>	<b>87,318,677</b>	<b>25.96 %</b>	<b>878,546,316</b>	<b>454,886,630</b>	<b>51.78 %</b>

User ID: mmebride  
 Report ID: AD-FN-GL-003  
 Run Date: 18 Dec 2023  
 % of Time  
 Remaining: 58.3

# Idaho Transportation Department

## STATEMENT OF REVENUES AND EXPENDITURES

### BUDGET TO ACTUAL

FOR THE FISCAL YEAR TO DATE - FOR THE PERIOD ENDED 11/30/2023

Fund: 0260 State Highway Fund

Fiscal Year: 2024  
 Budget Fiscal Year: 2024  
 EXPENDITURES

	Year to Date Allotment	Year to Date Actual	Current Month Activity	Year to Date Encumbrance	Variance Favorable / Unfavorable	Percent Variance	Annual Appropriation	Appropriation Balance	Percent Remaining
	(A)	(B)	(C)	(D)	(E = A - B - D)	(F = E / A)	(G)	(H = G - B - D)	(I = H / G)
<b>Operations Expense</b>									
Permanent Staff Salaries	41,391,761	39,263,678	7,152,914	0	2,128,083	5.14 %	102,103,533	62,839,854	61.55 %
Board, Hourly, OT, Shift Diff	301,309	419,194	76,534	0	(117,885)	-39.12%	3,974,385	3,555,192	89.45 %
Fringe Benefits	18,459,117	17,968,267	3,497,375	0	490,850	2.66 %	44,055,182	26,086,915	59.21 %
Travel Expense	1,245,924	971,621	174,378	0	274,303	22.02 %	2,859,074	1,887,453	66.02 %
Operating Expense	53,983,604	31,033,566	8,500,695	17,222,045	5,727,993	10.61 %	120,921,245	72,665,634	60.09 %
Capital Equipment Expense	27,604,931	706,433	84,952	17,283,375	9,615,124	34.83 %	55,263,216	37,273,409	67.45 %
Capital Facilities Expense	25,995,922	12,953,178	4,201,901	16,904,633	(3,861,888)	-14.86%	44,188,093	14,330,283	32.43 %
Trustee & Benefit Payments	10,410,635	13,308,126	2,364,615	490,356	(3,387,847)	-32.54%	26,725,600	12,927,118	48.37 %
<b>Total Operations Expense:</b>	<b>179,393,203</b>	<b>116,624,062</b>	<b>26,053,364</b>	<b>51,900,409</b>	<b>10,868,733</b>	<b>6.06 %</b>	<b>400,090,329</b>	<b>231,565,858</b>	<b>57.88 %</b>
<b>Contract Construction</b>									
Operating Expense	3,256,708	2,722,651	492,048	1,763,341	(1,229,284)	-37.75%	10,600,000	6,114,008	57.68 %
Capital Facilities Expense	0	6,585	0	0	(6,585)	0.00 %	0	(6,585)	0.00 %
Capital Projects	225,781,036	316,633,024	47,030,700	219,578	(91,071,566)	-40.34%	586,853,979	270,001,376	46.01 %
Trustee & Benefit Payments	479,276	325,285	90,488	0	153,991	32.13 %	2,100,000	1,774,715	84.51 %
<b>Total Contract Construction:</b>	<b>229,517,020</b>	<b>319,687,545</b>	<b>47,613,236</b>	<b>1,982,919</b>	<b>(92,153,444)</b>	<b>-40.15%</b>	<b>599,553,979</b>	<b>277,883,514</b>	<b>46.35 %</b>
<b>TOTAL EXPENDITURES:</b>	<b>408,910,223</b>	<b>436,311,607</b>	<b>73,666,600</b>	<b>53,883,328</b>	<b>(81,284,711)</b>	<b>-19.88%</b>	<b>999,644,308</b>	<b>509,449,372</b>	<b>50.96 %</b>
<b>TRANSFERS OUT</b>									
Operating	0	0	0	0	0	0.00 %	58,423,782	58,423,782	100.00 %
<b>TOTAL TRANSFERS OUT:</b>	<b>0</b>	<b>0</b>	<b>0</b>	<b>0</b>	<b>0</b>	<b>0.00 %</b>	<b>58,423,782</b>	<b>58,423,782</b>	<b>100.00 %</b>
<b>TOTAL EXPD AND TRANSFERS OUT:</b>	<b>408,910,223</b>	<b>436,311,607</b>	<b>73,666,600</b>	<b>53,883,328</b>	<b>(81,284,711)</b>	<b>-19.88%</b>	<b>1,058,068,090</b>	<b>567,873,154</b>	<b>53.67 %</b>
<b>Net for Fiscal Year 2024:</b>	<b>(72,569,214)</b>	<b>(12,651,921)</b>	<b>(434,667)</b>		<b>6,033,966</b>		<b>(179,521,773)</b>	<b>(112,986,524)</b>	

User ID: mmcbride  
 Report ID: AD-FN-GL-003  
 Run Date: 18 Dec 2023  
 % of Time  
 Remaining: 58.3

# Idaho Transportation Department

## STATEMENT OF REVENUES AND EXPENDITURES

### BUDGET TO ACTUAL

FOR THE FISCAL YEAR TO DATE - FOR THE PERIOD ENDED 11/30/2023

Fund: 0260 State Highway Fund

		Year to Date Allotment	Year to Date Actual	Current Month Activity	Year to Date Encumbrance	Variance Favorable / Unfavorable	Percent Variance	Annual Appropriation	Appropriation Balance	Percent Remaining
		(A)	(B)	(C)	(D)	(E = A - B - D)	(F = E / A)	(G)	(H = G - B - D)	(I = H / G)
Fiscal Year:	2024									
Budget Fiscal Year:	2024									
<b>Contract Construction</b>										
<b>Operating Expenditures</b>										
Operating Expenditures	Dedicated	343,602	835,861	235,434	881,682	(1,373,941)	-399.86%	2,500,000	782,457	31.30 %
Operating Expenditures	Federal	2,889,796	1,886,761	256,614	881,660	121,375	4.20 %	8,000,000	5,231,579	65.39 %
Operating Expenditures	Local	23,310	28	0	0	23,282	99.88 %	100,000	99,972	99.97 %
<b>Total Operating Expenditures</b>		<b>3,256,708</b>	<b>2,722,651</b>	<b>492,048</b>	<b>1,763,341</b>	<b>(1,229,284)</b>	<b>-37.75%</b>	<b>10,600,000</b>	<b>6,114,008</b>	<b>57.68 %</b>
<b>Capital Outlay</b>										
Capital Outlay	Dedicated	71,231,054	76,926,758	14,515,272	217,918	(5,913,622)	-8.30%	190,950,279	113,805,603	59.60 %
Capital Outlay	Federal	152,383,480	216,698,376	28,113,037	1,660	(64,316,556)	-42.21%	388,907,500	172,207,464	44.28 %
Capital Outlay	FICR	0	6,828,439	345,186	0	(6,828,439)	0.00 %	0	(6,828,439)	0.00 %
Capital Outlay	Local	2,166,502	5,755,720	954,383	0	(3,589,218)	-165.67%	6,996,200	1,240,480	17.73 %
Capital Outlay	COVID Relief	0	10,423,731	3,102,822	0	(10,423,731)	0.00 %	0	(10,423,731)	0.00 %
<b>Total Capital Outlay</b>		<b>225,781,036</b>	<b>316,633,024</b>	<b>47,030,700</b>	<b>219,578</b>	<b>(91,071,566)</b>	<b>-40.34%</b>	<b>586,853,979</b>	<b>270,001,376</b>	<b>46.01 %</b>
<b>Capital Facilities Expense</b>										
Capital Facilities Expense	Federal	0	6,585	0	0	(6,585)	0.00 %	0	(6,585)	0.00 %
<b>Total Capital Facilities Expense</b>		<b>0</b>	<b>6,585</b>	<b>0</b>	<b>0</b>	<b>(6,585)</b>	<b>0.00 %</b>	<b>0</b>	<b>(6,585)</b>	<b>0.00 %</b>
<b>Trustee &amp; Benefit Payments</b>										
Trustee & Benefit Payments	Dedicated	90,330	0	0	0	90,330	100.00 %	500,000	500,000	100.00 %
Trustee & Benefit Payments	Federal	379,367	325,285	90,488	0	54,082	14.26 %	1,500,000	1,174,715	78.31 %
Trustee & Benefit Payments	Local	9,579	0	0	0	9,579	100.00 %	100,000	100,000	100.00 %
<b>Total Trustee &amp; Benefit Payments</b>		<b>479,276</b>	<b>325,285</b>	<b>90,488</b>	<b>0</b>	<b>153,991</b>	<b>32.13 %</b>	<b>2,100,000</b>	<b>1,774,715</b>	<b>84.51 %</b>
<b>Total Contract Construction:</b>		<b>229,517,020</b>	<b>319,687,545</b>	<b>47,613,236</b>	<b>1,982,919</b>	<b>(92,153,445)</b>	<b>-40.15%</b>	<b>599,553,979</b>	<b>277,883,514</b>	<b>46.35 %</b>

User ID: mmcbride  
 Report ID: AD-FN-GL-003  
 Run Date: 18 Dec 2023  
 % of Time  
 Remaining: 58.3

# Idaho Transportation Department

## STATEMENT OF REVENUES AND EXPENDITURES

### BUDGET TO ACTUAL

FOR THE FISCAL YEAR TO DATE - FOR THE PERIOD ENDED 11/30/2023

Fund: 0269 Transportation Expansion and Congestion Mitigation Fund

Fiscal Year: 2024	Year to Date Allotment	Year to Date Actual	Current Month Activity	Year to Date Encumbrance	Variance Favorable / Unfavorable	Percent Variance	Annual Appropriation	Appropriation Balance	Percent Remaining
Budget Fiscal Year: 2024	(A)	(B)	(C)	(D)	(E = A - B - D)	(F = E / A)	(G)	(H = G - B - D)	(I = H / G)
<b>REVENUES</b>									
Miscellaneous Revenues	1,458,335	1,154,216	0	0	(304,119)	-20.85%	3,500,000	2,345,784	67.02 %
<b>TOTAL REVENUES:</b>	<b>1,458,335</b>	<b>1,154,216</b>	<b>0</b>	<b>0</b>	<b>(304,119)</b>	<b>-20.85%</b>	<b>3,500,000</b>	<b>2,345,784</b>	<b>67.02 %</b>
<b>TRANSFERS-IN</b>									
Sales Tax	51,314,674	50,346,217	9,331,757	0	(968,457)	-1.89%	80,000,000	29,653,783	37.07 %
<b>TOTAL TRANSFERS-IN:</b>	<b>51,314,674</b>	<b>50,346,217</b>	<b>9,331,757</b>	<b>0</b>	<b>(968,457)</b>	<b>-1.89%</b>	<b>80,000,000</b>	<b>29,653,783</b>	<b>37.07 %</b>
<b>TOTAL REV AND TRANSFERS-IN:</b>	<b>52,773,009</b>	<b>51,500,433</b>	<b>9,331,757</b>	<b>0</b>	<b>(1,272,576)</b>	<b>-2.41%</b>	<b>83,500,000</b>	<b>31,999,567</b>	<b>38.32 %</b>
<b>EXPENDITURES</b>									
Contract Construction - Capital Projects	79,590,340	16,064,988	2,364,006	0	63,525,352	79.82 %	252,216,821	236,151,833	93.63 %
<b>TOTAL EXPENDITURES:</b>	<b>79,590,340</b>	<b>16,064,988</b>	<b>2,364,006</b>	<b>0</b>	<b>63,525,352</b>	<b>79.82 %</b>	<b>252,216,821</b>	<b>236,151,833</b>	<b>93.63 %</b>
<b>TRANSFERS OUT</b>									
Operating	0	37,346,048	6,418,769	0	(37,346,048)	0.00 %	0	(37,346,048)	0.00 %
<b>TOTAL TRANSFERS OUT:</b>	<b>0</b>	<b>37,346,048</b>	<b>6,418,769</b>	<b>0</b>	<b>(37,346,048)</b>	<b>0.00 %</b>	<b>0</b>	<b>(37,346,048)</b>	<b>0.00 %</b>
<b>TOTAL EXPD AND TRANSFERS OUT:</b>	<b>79,590,340</b>	<b>53,411,036</b>	<b>8,782,775</b>	<b>0</b>	<b>26,179,304</b>	<b>32.89 %</b>	<b>252,216,821</b>	<b>198,805,785</b>	<b>78.82 %</b>
<b>Net for Fiscal Year 2024:</b>	<b>(26,817,331)</b>	<b>(1,910,603)</b>	<b>548,982</b>		<b>24,906,728</b>		<b>(168,716,821)</b>	<b>(166,806,218)</b>	



User ID: mmcbride  
 Report ID: AD-FN-GL-003  
 Run Date: 18 Dec 2023  
 % of Time  
 Remaining: 58.3

# Idaho Transportation Department

## STATEMENT OF REVENUES AND EXPENDITURES

### BUDGET TO ACTUAL

FOR THE FISCAL YEAR TO DATE - FOR THE PERIOD ENDED 11/30/2023

Fund: 0270 Strategic Initiatives Program Fund (State 60%)

	Year to Date Allotment	Year to Date Actual	Current Month Activity	Year to Date Encumbrance	Variance Favorable / Unfavorable	Percent Variance	Annual Appropriation	Appropriation Balance	Percent Remaining
Fiscal Year: 2024	(A)	(B)	(C)	(D)	(E = A - B - D)	(F = E / A)	(G)	(H = G - B - D)	(I = H / G)
Budget Fiscal Year: 2024									
<b>REVENUES</b>									
State Sources - Miscellaneous Revenues	1,500,000	964,125	0	0	(535,875)	-35.73%	3,600,000	2,635,875	73.22 %
<b>TOTAL REVENUES:</b>	<b>1,500,000</b>	<b>964,125</b>	<b>0</b>	<b>0</b>	<b>(535,875)</b>	<b>-35.73%</b>	<b>3,600,000</b>	<b>2,635,875</b>	<b>73.22 %</b>
<b>TRANSFERS-IN</b>									
Statutory	181,680,000	181,680,000	0	0	0	0.00 %	181,680,000	0	0.00 %
<b>TOTAL TRANSFERS-IN:</b>	<b>181,680,000</b>	<b>181,680,000</b>	<b>0</b>	<b>0</b>	<b>0</b>	<b>0.00 %</b>	<b>181,680,000</b>	<b>0</b>	<b>0.00 %</b>
<b>TOTAL REV AND TRANSFERS-IN:</b>	<b>183,180,000</b>	<b>182,644,125</b>	<b>0</b>	<b>0</b>	<b>(535,875)</b>	<b>-0.29%</b>	<b>185,280,000</b>	<b>2,635,875</b>	<b>1.42 %</b>
<b>EXPENDITURES</b>									
Contract Construction - Capital Projects	76,009,165	67,858,140	7,785,478	0	8,151,025	10.72 %	182,422,000	114,563,860	62.80 %
<b>TOTAL EXPENDITURES:</b>	<b>76,009,165</b>	<b>67,858,140</b>	<b>7,785,478</b>	<b>0</b>	<b>8,151,025</b>	<b>10.72 %</b>	<b>182,422,000</b>	<b>114,563,860</b>	<b>62.80 %</b>
<b>TOTAL EXPD AND TRANSFERS OUT:</b>	<b>76,009,165</b>	<b>67,858,140</b>	<b>7,785,478</b>	<b>0</b>	<b>8,151,025</b>	<b>10.72 %</b>	<b>182,422,000</b>	<b>114,563,860</b>	<b>62.80 %</b>
<b>Net for Fiscal Year 2024:</b>	<b>107,170,835</b>	<b>114,785,986</b>	<b>(7,785,478)</b>		<b>7,615,150</b>		<b>2,858,000</b>	<b>(111,927,985)</b>	

User ID: mmcbride  
Report ID: AD-FN-GL-003  
Run Date: 18 Dec 2023  
% of Time  
Remaining: 58.3

# Idaho Transportation Department

STATEMENT OF REVENUES AND EXPENDITURES  
BUDGET TO ACTUAL

FOR THE FISCAL YEAR TO DATE - FOR THE PERIOD ENDED 11/30/2023

Fund: 0270 Strategic Initiatives Program Fund (LHTAC-Local 40%)

		Year to Date Allotment	Year to Date Actual	Current Month Activity	Year to Date Encumbrance	Variance Favorable / Unfavorable	Percent Variance	Annual Appropriation	Appropriation Balance	Percent Remaining
Fiscal Year: 2024		(A)	(B)	(C)	(D)	(E = A - B - D)	(F = E / A)	(G)	(H = G - B - D)	(I = H / G)
Budget Fiscal Year: 2024		(A)	(B)	(C)	(D)	(E = A - B - D)	(F = E / A)	(G)	(H = G - B - D)	(I = H / G)
REVENUES										
State Sources - Miscellaneous Revenues		1,000,000	2,154,151	0	0	1,154,151	115.42 %	2,400,000	245,849	10.24 %
TOTAL REVENUES:		1,000,000	2,154,151	0	0	1,154,151	115.42 %	2,400,000	245,849	10.24 %
TOTAL REV AND TRANSFERS-IN:		1,000,000	2,154,151	0	0	1,154,151	115.42 %	2,400,000	245,849	10.24 %
EXPENDITURES										
Contract Construction - Trustee & Benefit Payments		0	64,500,000	64,500,000	0	(64,500,000)	0.00 %	0	(64,500,000)	0.00 %
TOTAL EXPENDITURES:		0	64,500,000	64,500,000	0	(64,500,000)	0.00 %	0	(64,500,000)	0.00 %
TRANSFERS OUT										
Contract Construction - Statutory		0	36,000,000	0	0	(36,000,000)	0.00 %	0	(36,000,000)	0.00 %
TOTAL TRANSFERS OUT:		0	36,000,000	0	0	(36,000,000)	0.00 %	0	(36,000,000)	0.00 %
TOTAL EXPD AND TRANSFERS OUT:		0	100,500,000	64,500,000	0	(100,500,000)	0.00 %	0	(100,500,000)	0.00 %
Net for Fiscal Year 2024:		1,000,000	(98,345,849)	(64,500,000)		(99,345,849)		2,400,000	100,745,849	

User ID: mmcbride  
 Report ID: AD-FN-GL-003  
 Run Date: 18 Dec 2023  
 % of Time  
 Remaining: 58.3

# Idaho Transportation Department

## STATEMENT OF REVENUES AND EXPENDITURES

### BUDGET TO ACTUAL

FOR THE FISCAL YEAR TO DATE - FOR THE PERIOD ENDED 11/30/2023

Fund: 0270 Strategic Initiatives Grant Program

	Year to Date Allotment	Year to Date Actual	Current Month Activity	Year to Date Encumbrance	Variance Favorable / Unfavorable	Percent Variance	Annual Appropriation	Appropriation Balance	Percent Remaining
	(A)	(B)	(C)	(D)	(E = A - B - D)	(F = E / A)	(G)	(H = G - B - D)	(I = H / G)
<b>Fiscal Year: 2024</b>									
<b>Budget Fiscal Year: 2024</b>									
<b>REVENUES</b>									
State Sources - Miscellaneous Revenues	0	66,180	65,566	0	66,180	0.00 %	0	(66,180)	0.00 %
<b>TOTAL REVENUES:</b>	<b>0</b>	<b>66,180</b>	<b>65,566</b>	<b>0</b>	<b>66,180</b>	<b>0.00 %</b>	<b>0</b>	<b>(66,180)</b>	<b>0.00 %</b>
<b>TRANSFERS-IN</b>									
Statutory	0	136,000,000	0	0	136,000,000	0.00 %	0	(136,000,000)	0.00 %
<b>TOTAL TRANSFERS-IN:</b>	<b>0</b>	<b>136,000,000</b>	<b>0</b>	<b>0</b>	<b>136,000,000</b>	<b>0.00 %</b>	<b>0</b>	<b>(136,000,000)</b>	<b>0.00 %</b>
<b>TOTAL REV AND TRANSFERS-IN:</b>	<b>0</b>	<b>136,066,180</b>	<b>65,566</b>	<b>0</b>	<b>136,066,180</b>	<b>0.00 %</b>	<b>0</b>	<b>(136,066,180)</b>	<b>0.00 %</b>
<b>EXPENDITURES</b>									
Contract Construction - Trustee & Benefit Payments	56,666,665	36,000,000	0	0	20,666,665	36.47 %	136,000,000	100,000,000	73.53 %
<b>TOTAL EXPENDITURES:</b>	<b>56,666,665</b>	<b>36,000,000</b>	<b>0</b>	<b>0</b>	<b>20,666,665</b>	<b>36.47 %</b>	<b>136,000,000</b>	<b>100,000,000</b>	<b>73.53 %</b>
<b>TOTAL EXPD AND TRANSFERS OUT:</b>	<b>56,666,665</b>	<b>36,000,000</b>	<b>0</b>	<b>0</b>	<b>20,666,665</b>	<b>36.47 %</b>	<b>136,000,000</b>	<b>100,000,000</b>	<b>73.53 %</b>
<b>Net for Fiscal Year 2024:</b>	<b>(56,666,665)</b>	<b>100,066,180</b>	<b>65,566</b>		<b>156,732,845</b>		<b>(136,000,000)</b>	<b>(236,066,180)</b>	

User ID: mmcbride  
 Report ID: AD-FN-GL-003  
 Run Date: 18 Dec 2023  
 % of Time  
 Remaining: 58.3

# Idaho Transportation Department

## STATEMENT OF REVENUES AND EXPENDITURES

### BUDGET TO ACTUAL

FOR THE FISCAL YEAR TO DATE - FOR THE PERIOD ENDED 11/30/2023

Fund: 0345 CARES Act Covid-19

	Year to Date Allotment	Year to Date Actual	Current Month Activity	Year to Date Encumbrance	Variance Favorable / Unfavorable	Percent Variance	Annual Appropriation	Appropriation Balance	Percent Remaining
	(A)	(B)	(C)	(D)	(E = A - B - D)	(F = E / A)	(G)	(H = G - B - D)	(I = H / G)
<b>Fiscal Year: 2024</b>									
<b>Budget Fiscal Year: 2024</b>									
<b>REVENUES</b>									
Federal Sources - Federal Transit Authority	75,000	2,095,856	1,685,162	0	2,020,856	2694.47 %	7,857,300	5,761,444	73.33 %
<b>TOTAL REVENUES:</b>	<b>75,000</b>	<b>2,095,856</b>	<b>1,685,162</b>	<b>0</b>	<b>2,020,856</b>	<b>2694.47 %</b>	<b>7,857,300</b>	<b>5,761,444</b>	<b>73.33 %</b>
<b>TOTAL REV AND TRANSFERS-IN:</b>	<b>75,000</b>	<b>2,095,856</b>	<b>1,685,162</b>	<b>0</b>	<b>2,020,856</b>	<b>2694.47 %</b>	<b>7,857,300</b>	<b>5,761,444</b>	<b>73.33 %</b>
<b>EXPENDITURES</b>									
Trustee & Benefit Payments	3,273,865	2,487,944	2,082,733	0	785,921	24.01 %	7,857,300	5,369,356	68.34 %
<b>TOTAL EXPENDITURES:</b>	<b>3,273,865</b>	<b>2,487,944</b>	<b>2,082,733</b>	<b>0</b>	<b>785,921</b>	<b>24.01 %</b>	<b>7,857,300</b>	<b>5,369,356</b>	<b>68.34 %</b>
<b>TOTAL EXPD AND TRANSFERS OUT:</b>	<b>3,273,865</b>	<b>2,487,944</b>	<b>2,082,733</b>	<b>0</b>	<b>785,921</b>	<b>24.01 %</b>	<b>7,857,300</b>	<b>5,369,356</b>	<b>68.34 %</b>
<b>Net for Fiscal Year 2024:</b>	<b>(3,198,865)</b>	<b>(392,088)</b>	<b>(397,571)</b>		<b>2,806,777</b>		<b>0</b>	<b>392,088</b>	

User ID: mmcbride  
 Report ID: AD-FN-GL-003  
 Run Date: 18 Dec 2023  
 % of Time  
 Remaining: 58.3

# Idaho Transportation Department

## STATEMENT OF REVENUES AND EXPENDITURES

### BUDGET TO ACTUAL

FOR THE FISCAL YEAR TO DATE - FOR THE PERIOD ENDED 11/30/2023

Fund: 0372 TECM Debt Service Fund

	Year to Date Allotment	Year to Date Actual	Current Month Activity	Year to Date Encumbrance	Variance Favorable / Unfavorable	Percent Variance	Annual Appropriation	Appropriation Balance	Percent Remaining
	(A)	(B)	(C)	(D)	(E = A - B - D)	(F = E / A)	(G)	(H = G - B - D)	(I = H / G)
<b>Fiscal Year: 2024</b>									
<b>Budget Fiscal Year: 2024</b>									
<b>REVENUES</b>									
State Sources - Miscellaneous Revenues	0	10,868	0	0	10,868	0.00 %	0	(10,868)	0.00 %
<b>TOTAL REVENUES:</b>	<b>0</b>	<b>10,868</b>	<b>0</b>	<b>0</b>	<b>10,868</b>	<b>0.00 %</b>	<b>0</b>	<b>(10,868)</b>	<b>0.00 %</b>
<b>TRANSFERS-IN</b>									
Operating	0	37,346,048	6,418,769	0	37,346,048	0.00 %	0	(37,346,048)	0.00 %
<b>TOTAL TRANSFERS-IN:</b>	<b>0</b>	<b>37,346,048</b>	<b>6,418,769</b>	<b>0</b>	<b>37,346,048</b>	<b>0.00 %</b>	<b>0</b>	<b>(37,346,048)</b>	<b>0.00 %</b>
<b>TOTAL REV AND TRANSFERS-IN:</b>	<b>0</b>	<b>37,356,917</b>	<b>6,418,769</b>	<b>0</b>	<b>37,356,916</b>	<b>0.00 %</b>	<b>0</b>	<b>(37,356,916)</b>	<b>0.00 %</b>
<b>EXPENDITURES</b>									
Bond Principal / Interest	0	9,359,952	3,119,984	0	(9,359,952)	0.00 %	0	(9,359,952)	0.00 %
<b>TOTAL EXPENDITURES:</b>	<b>0</b>	<b>9,359,952</b>	<b>3,119,984</b>	<b>0</b>	<b>(9,359,952)</b>	<b>0.00 %</b>	<b>0</b>	<b>(9,359,952)</b>	<b>0.00 %</b>
<b>TOTAL EXPD AND TRANSFERS OUT:</b>	<b>0</b>	<b>9,359,952</b>	<b>3,119,984</b>	<b>0</b>	<b>(9,359,952)</b>	<b>0.00 %</b>	<b>0</b>	<b>(9,359,952)</b>	<b>0.00 %</b>
<b>Net for Fiscal Year 2024:</b>	<b>0</b>	<b>27,996,964</b>	<b>3,298,785</b>		<b>27,996,964</b>		<b>0</b>	<b>(27,996,964)</b>	

User ID: mmcbride  
Report ID: AD-FN-GL-003  
Run Date: 18 Dec 2023  
% of Time  
Remaining: 58.3

**Idaho Transportation Department**  
STATEMENT OF REVENUES AND EXPENDITURES  
BUDGET TO ACTUAL  
FOR THE FISCAL YEAR TO DATE - FOR THE PERIOD ENDED 11/30/2023

Fund: 0373   TECM Capital Project Fund

		Year to Date Allotment	Year to Date Actual	Current Month Activity	Year to Date Encumbrance	Variance Favorable / Unfavorable	Percent Variance	Annual Appropriation	Appropriation Balance	Percent Remaining
Fiscal Year: 2024		(A)	(B)	(C)	(D)	(E = A - B - D)	(F = E / A)	(G)	(H = G - B - D)	(I = H / G)
Budget Fiscal Year: 2024		(A)	(B)	(C)	(D)	(E = A - B - D)	(F = E / A)	(G)	(H = G - B - D)	(I = H / G)
REVENUES										
State Sources - Miscellaneous Revenues		0	96,630,378	19,631,614	0	96,630,378	0.00 %	0	(96,630,378)	0.00 %
TOTAL REVENUES:		0	96,630,378	19,631,614	0	96,630,378	0.00 %	0	(96,630,378)	0.00 %
TOTAL REV AND TRANSFERS-IN:		0	96,630,378	19,631,614	0	96,630,378	0.00 %	0	(96,630,378)	0.00 %
EXPENDITURES										
Capital Projects		0	96,648,569	20,306,855	0	(96,648,569)	0.00 %	0	(96,648,569)	0.00 %
TOTAL EXPENDITURES:		0	96,648,569	20,306,855	0	(96,648,569)	0.00 %	0	(96,648,569)	0.00 %
TOTAL EXPD AND TRANSFERS OUT:		0	96,648,569	20,306,855	0	(96,648,569)	0.00 %	0	(96,648,569)	0.00 %
Net for Fiscal Year 2024:		0	(18,190)	(675,241)		(18,191)		0	18,191	

User ID: mmcbride  
Report ID: AD-FN-GL-003  
Run Date: 18 Dec 2023  
% of Time  
Remaining: 58.3

**Idaho Transportation Department**  
STATEMENT OF REVENUES AND EXPENDITURES  
BUDGET TO ACTUAL  
FOR THE FISCAL YEAR TO DATE - FOR THE PERIOD ENDED 11/30/2023

Fund: 0374 GARVEE Capital Project Fund

	Year to Date Allotment	Year to Date Actual	Current Month Activity	Year to Date Encumbrance	Variance Favorable / Unfavorable	Percent Variance	Annual Appropriation	Appropriation Balance	Percent Remaining
	(A)	(B)	(C)	(D)	(E = A - B - D)	(F = E / A)	(G)	(H = G - B - D)	(I = H / G)
Fiscal Year: 2024									
Budget Fiscal Year: 2024									
REVENUES									
State Sources - Miscellaneous Revenues	0	11,333,699	608,358	0	11,333,699	0.00 %	0	(11,333,699)	0.00 %
TOTAL REVENUES:	0	11,333,699	608,358	0	11,333,699	0.00 %	0	(11,333,699)	0.00 %
TOTAL REV AND TRANSFERS-IN:	0	11,333,699	608,358	0	11,333,699	0.00 %	0	(11,333,699)	0.00 %
EXPENDITURES									
Capital Projects	0	11,334,233	1,116,251	0	(11,334,233)	0.00 %	0	(11,334,233)	0.00 %
TOTAL EXPENDITURES:	0	11,334,233	1,116,251	0	(11,334,233)	0.00 %	0	(11,334,233)	0.00 %
TOTAL EXPD AND TRANSFERS OUT:	0	11,334,233	1,116,251	0	(11,334,233)	0.00 %	0	(11,334,233)	0.00 %
Net for Fiscal Year 2024:	0	(534)	(507,893)		(534)		0	534	

User ID: mmcbride  
 Report ID: AD-FN-GL-003  
 Run Date: 18 Dec 2023  
 % of Time  
 Remaining: 58.3

# Idaho Transportation Department

## STATEMENT OF REVENUES AND EXPENDITURES

### BUDGET TO ACTUAL

FOR THE FISCAL YEAR TO DATE - FOR THE PERIOD ENDED 11/30/2023

Fund: 0375 GARVEE Debt Service Fund

	Year to Date Allotment	Year to Date Actual	Current Month Activity	Year to Date Encumbrance	Variance Favorable / Unfavorable	Percent Variance	Annual Appropriation	Appropriation Balance	Percent Remaining
	(A)	(B)	(C)	(D)	(E = A - B - D)	(F = E / A)	(G)	(H = G - B - D)	(I = H / G)
<b>Fiscal Year: 2024</b>									
<b>Budget Fiscal Year: 2024</b>									
<b>REVENUES</b>									
State Sources - Miscellaneous Revenues	0	48,889	0	0	48,889	0.00 %	0	(48,889)	0.00 %
<b>TOTAL REVENUES:</b>	<b>0</b>	<b>48,889</b>	<b>0</b>	<b>0</b>	<b>48,889</b>	<b>0.00 %</b>	<b>0</b>	<b>(48,889)</b>	<b>0.00 %</b>
<b>TRANSFERS-IN</b>									
Operating	0	4,700,000	0	0	4,700,000	0.00 %	0	(4,700,000)	0.00 %
<b>TOTAL TRANSFERS-IN:</b>	<b>0</b>	<b>4,700,000</b>	<b>0</b>	<b>0</b>	<b>4,700,000</b>	<b>0.00 %</b>	<b>0</b>	<b>(4,700,000)</b>	<b>0.00 %</b>
<b>TOTAL REV AND TRANSFERS-IN:</b>	<b>0</b>	<b>4,748,889</b>	<b>0</b>	<b>0</b>	<b>4,748,889</b>	<b>0.00 %</b>	<b>0</b>	<b>(4,748,889)</b>	<b>0.00 %</b>
<b>EXPENDITURES</b>									
Bond Principal / Interest	0	1,628,705	407,176	0	(1,628,705)	0.00 %	0	(1,628,705)	0.00 %
<b>TOTAL EXPENDITURES:</b>	<b>0</b>	<b>1,628,705</b>	<b>407,176</b>	<b>0</b>	<b>(1,628,705)</b>	<b>0.00 %</b>	<b>0</b>	<b>(1,628,705)</b>	<b>0.00 %</b>
<b>TOTAL EXPD AND TRANSFERS OUT:</b>	<b>0</b>	<b>1,628,705</b>	<b>407,176</b>	<b>0</b>	<b>(1,628,705)</b>	<b>0.00 %</b>	<b>0</b>	<b>(1,628,705)</b>	<b>0.00 %</b>
<b>Net for Fiscal Year 2024:</b>	<b>0</b>	<b>3,120,184</b>	<b>(407,176)</b>		<b>3,120,184</b>		<b>0</b>	<b>(3,120,184)</b>	



User ID: mmcbride  
 Report ID: AD-FN-GL-003  
 Run Date: 18 Dec 2023  
 % of Time  
 Remaining: 58.3

# Idaho Transportation Department

## STATEMENT OF REVENUES AND EXPENDITURES

### BUDGET TO ACTUAL

FOR THE FISCAL YEAR TO DATE - FOR THE PERIOD ENDED 11/30/2023

Fund: 0221 State Aeronautics Fund

	Year to Date Allotment	Year to Date Actual	Current Month Activity	Year to Date Encumbrance	Variance Favorable / Unfavorable	Percent Variance	Annual Appropriation	Appropriation Balance	Percent Remaining
	(A)	(B)	(C)	(D)	(E = A - B - D)	(F = E / A)	(G)	(H = G - B - D)	(I = H / G)
<b>Fiscal Year: 2024</b>									
<b>Budget Fiscal Year: 2024</b>									
<b>REVENUES</b>									
Federal Sources - FAA	122,000	77,292	(264)	0	(44,708)	-36.65%	668,500	591,208	88.44 %
State Sources - Miscellaneous	73,895	423,780	101,278	0	349,885	473.49 %	347,000	(76,780)	-22.13%
Interagency Sources -	138,000	133,904	14,222	0	(4,096)	-2.97%	254,900	120,996	47.47 %
<b>TOTAL REVENUES:</b>	<b>333,895</b>	<b>634,976</b>	<b>115,236</b>	<b>0</b>	<b>301,081</b>	<b>90.17 %</b>	<b>1,270,400</b>	<b>635,424</b>	<b>50.02 %</b>
<b>TRANSFERS-IN</b>									
Operating	1,475,053	1,401,761	228,534	0	(73,292)	-4.97%	2,900,000	1,498,239	51.66 %
<b>TOTAL TRANSFERS-IN:</b>	<b>1,475,053</b>	<b>1,401,761</b>	<b>228,534</b>	<b>0</b>	<b>(73,292)</b>	<b>-4.97%</b>	<b>2,900,000</b>	<b>1,498,239</b>	<b>51.66 %</b>
<b>TOTAL REV AND TRANSFERS-IN:</b>	<b>1,808,948</b>	<b>2,036,737</b>	<b>343,770</b>	<b>0</b>	<b>227,789</b>	<b>12.59 %</b>	<b>4,170,400</b>	<b>2,133,663</b>	<b>51.16 %</b>
<b>EXPENDITURES</b>									
Permanent Staff Salaries	392,621	369,901	63,367	0	22,720	5.79 %	928,013	558,112	60.14 %
Board, Hourly, OT, Shift Diff	33,652	53,973	300	0	(20,321)	-60.39%	161,780	107,806	66.64 %
Fringe Benefits	159,507	161,493	27,804	0	(1,986)	-1.25%	379,508	218,015	57.45 %
Travel Expense	33,387	36,999	2,890	0	(3,612)	-10.82%	69,042	32,043	46.41 %
Operating Expense	561,722	364,843	165,192	166,451	30,428	5.42 %	1,349,258	817,964	60.62 %
Capital Equipment Expense	40,500	0	0	73,307	(32,807)	-81.00%	107,000	33,693	31.49 %
Capital Facilities Expense	110,556	22,559	3,686	39,987	48,010	43.43 %	160,556	98,010	61.04 %
Trustee & Benefit Payments	2,130,000	1,978,560	168,659	0	151,440	7.11 %	39,388,338	37,409,779	94.98 %
<b>TOTAL EXPENDITURES:</b>	<b>3,461,945</b>	<b>2,988,328</b>	<b>431,898</b>	<b>279,746</b>	<b>193,872</b>	<b>5.60 %</b>	<b>42,543,495</b>	<b>39,275,422</b>	<b>92.32 %</b>
<b>TOTAL EXPD AND TRANSFERS OUT:</b>	<b>3,461,945</b>	<b>2,988,328</b>	<b>431,898</b>	<b>279,746</b>	<b>193,872</b>	<b>5.60 %</b>	<b>42,543,495</b>	<b>39,275,422</b>	<b>92.32 %</b>
<b>Net for Fiscal Year 2024:</b>	<b>(1,652,997)</b>	<b>(951,592)</b>	<b>(88,128)</b>		<b>421,661</b>		<b>(38,373,095)</b>	<b>(37,141,759)</b>	



# Board Agenda Item

ITD 2210 (Rev. 12-23)

Meeting Date 01/24/2024

**No Presentation:** Consent Item ☐ Informational Calendar Item ☐

**Presentation:** Informational ☒ Action with Resolution ☐ Time Needed: 10 min

Presenter's Name Dan Hansen	Presenter's Title Financial Manager - FS
Preparer's Name Dan Hansen	Preparer's Title Financial Manager - FS

## Subject

FY2025 Appropriation Request - Governor's Recommendation		
Key Number	District	Route Number

## Background Information

The Governor's Recommendation for the Department's FY25 Appropriation was announced on Monday January 9, 2024.

The presentation will highlight the changes between the Revision #1 request, submitted in October 2023, and the Governor's Recommendation.

### Summary values carried in the FY25 Appropriation Request

\$ 774,750,600	FY25 Base
55,178,100	Base Adjustments
\$ 829,928,700	Adjusted FY25 Base
192,690,200	Line Items
\$ 1,022,618,900	Total FY25 Spending Authority
100,974,800	Debt Service
181,680,000	Strategic Initiatives Program Fund
\$ 1,305,273,700	FY25 Total Program Funding

## Recommendations *(Action items require a resolution)*

Information Item for the Board.



# Board Agenda Item

ITD 2210 (Rev. 12-23)

Meeting Date January 24, 2024

**No Presentation:** Consent Item ☐ Informational Calendar Item ☐

**Presentation:** Informational ☒ Action with Resolution ☐ Time Needed: 15 minutes

Presenter's Name Dan McElhinney/Dave Kuisti	Presenter's Title COO/HWYS CN-OPS Div. Admin
Preparer's Name Jared Holyoak	Preparer's Title State Estimating Manager – PM II

## Subject

Inflation and Construction Cost Trends Update		
Key Number	District	Route Number

## Background Information

This item is a follow up to previous presentations with an update on possible inflation impacts on project construction estimates. This presentation will inform the Board on what national transportation economists are currently advising, a review of ITD project bidding trends in 2020-2023, highlights of major projects and major construction items, and what steps the ITD team is taking to consider these trends in project estimates and programming for 2024 forward.

ITD and AGC of Idaho are monitoring projects monthly for price indexing or specification changes.

The Program Management Office is working directly with district estimators and project managers to assist in their estimating efforts by reviewing statewide bid details, cost recommendations, funding recommendations, training, best practices, estimating tools, and up-to-date cost data and trends for consideration monthly.

Design teams are coached to update each project budget at least annually based on the most current market trends and project scope. Project budgets are reviewed more frequently as they approach Planning, Specifications & Estimates (PS&E) submittal.

Two percent escalation is being held per project budget per year to allow for inflation and programming is being done with a reserve for the next few years to account for price fluctuations.

Attached (and included in the presentation) are lists of recent State infrastructure projects with bid openings since October 2021 and bid opening dates planned for projects through early summer of 2024, being monitored.

## Recommendations *(Action items require a resolution)*

--



## 69 State Infrastructure Projects Bid Vs EE Federal Fiscal Year 2022

(October 2021 to September 2022)

Page 1/3

KN / Location	#Bids	Bid Amounts	Engineer Estimate	Bid Vs EE
<b>2021-10</b>	<b>4.7</b>	<b>\$39,032,678</b>	<b>\$44,501,318</b>	<b>88%</b>
KN 19948 I-90, ELIZABETH PARK OPASS, SHOSHONE CO	7	\$7,846,471	\$8,087,758	97%
KN 20244 I-90, DIVISION ST IC OPASS, KELLOGG	7	\$9,524,972	\$10,052,822	95%
KN 20439 FY 22 D4 Bridge Repair, Minidoka & Cassia County	5	\$736,261	\$766,618	96%
KN 20564 D4 1 NON COM SEAL COATS, Various County	6	\$3,009,797	\$3,579,975	84%
KN 20587 US 93, Grandview to Blue Lakes, Twin Falls County	4	\$1,593,102	\$929,467	171%
KN 20623 Big Wood Rv Br, Gooding County	4	\$2,530,800	\$2,216,324	114%
KN 21890 SH-78, INT SH-167, IMPROVEMENTS	2	\$540,670	\$529,956	102%
KN 22888 SH3, GOOSEHAVEN RD TO ROUND LAKE RD, BENEWAH CO	5	\$12,961,000	\$17,982,066	72%
KN 23064 Recessed Pavement Marking Pilot	2	\$289,605	\$356,333	81%
		<b>\$114,063,56</b>		
<b>2021-11</b>	<b>3.3</b>	<b>3</b>	<b>\$121,417,687</b>	<b>94%</b>
KN 09294 THORN CR RD TO MOSCOW, LATAH COUNTY	5	\$57,633,454	\$63,753,554	90%
KN 19195 US-95 BRIDGES - POTLATCH	5	\$4,482,399	\$3,987,998	112%
KN 19526 US-95 BRIDGES - POTLATCH	5	\$2,761,061	\$2,670,968	103%
KN 19653 US-95 BRIDGES - POTLATCH	5	\$4,797,798	\$3,822,855	126%
KN 19848 SH24 & SH25, City of Rupert, Minidoka County	3	\$4,894,269	\$4,270,313	115%
KN 19916 US95 LABROSSE HILL ST TO ALDERSON LN, BONNERS FERRY	2	\$11,587,385	\$11,418,853	101%
KN 19960 Blue Lakes Blvd; Poleline Rd to Perrine Br, Twin Falls County	1	\$2,866,374	\$2,334,505	123%
KN 20032 US-95, Culdesac Canyon Passing LN, PH 3, Nez Perce Co	4	\$11,201,122	\$14,652,507	76%
KN 20379 US-26, CLARK HILL REST AREA TURN LNS, BONNEVILLE COUNTY	3	\$2,201,168	\$1,960,507	112%
KN 20411 US-26, ANTELOPE FLATS PASSING LANE, BONNEVILLE COUNTY	3	\$3,997,257	\$4,130,415	97%
KN 20428 SH-21, Technology Way to Surprise Way, Ada County	5	\$1,959,201	\$3,107,643	63%
KN 20446 US-95, COCOLALLA LOOP RD TO WESTMOND RD, BONNER CO	2	\$1,359,482	\$1,432,498	95%
KN 20491 FY22 D1 BRIDGE REPAIR	2	\$2,187,656	\$1,812,293	121%
KN 20676 SH-200, PACK RV TO TRESTLE CR	2	\$1,084,937	\$1,012,779	107%
KN 23350 I90 Mullan to Montana St Ln, Shoshone Co	2	\$1,050,000	\$1,050,000	100%



## 69 State Infrastructure Projects Bid Vs EE Federal Fiscal Year 2022 (continued)

(October 2021 to September 2022)

Page 2/3

KN / Location	#Bids	Bid Amounts	Engineer Estimate	Bid Vs EE
<b>2021-12</b>	<b>1.5</b>	<b>\$14,443,114</b>	<b>\$15,972,373</b>	<b>90%</b>
KN 19134 US-93, 100 SOUTH RD, JEROME COUNTY	2	\$11,456,656	\$13,372,213	86%
KN 21938 IRONWOOD TO SH53 SIGNAL UPGRADES, KOOTENAI CO	1	\$2,986,458	\$2,600,160	115%
<b>2022-01</b>	<b>3</b>	<b>\$14,448,366</b>	<b>\$17,988,430</b>	<b>80%</b>
KN 20403 SH-21, LOWMAN to SOUTH AVALANCHE GATES, BOISE CO.	5	\$2,585,000	\$2,701,966	96%
KN 20552 SH-3, CLEMENHAGEN ROAD TO DEARY, LATAH COUNTY	2	\$1,423,734	\$1,984,701	72%
KN 21831 SH-34, Soda Springs to Conda, Caribou County	3	\$2,898,977	\$2,579,427	112%
KN 21849 SH-45, Jct SH-78 to Deer Flat Rd, Canyon County	3	\$5,532,598	\$8,331,227	66%
KN 21901 D2 FY23 SEALCOATS	2	\$841,355	\$1,114,343	76%
KN 23332 WEST SIDE RD TO WAYAN LOOP RD	3	\$1,166,702	\$1,276,765	91%
<b>2022-02</b>	<b>2.2</b>	<b>\$30,272,649</b>	<b>\$32,447,144</b>	<b>93%</b>
KN 20266 SH-44, INT SH-16 TO LINDER RD, ADA CO.	3	\$5,622,187	\$6,677,218	84%
KN 20544 SH-31, Overlay and Guardrail Upgrade	2	\$10,598,678	\$10,423,649	102%
KN 20693 Marley Rd to Jim Byrne Slough, Lincoln County	2	\$4,496,052	\$5,521,389	81%
KN 21895 US-30, NOUNAN RD TO BENNINGTON	1	\$6,666,660	\$6,659,069	100%
KN 22697 FY22 D5 Pavement Preservation, Power County	4	\$1,951,785	\$2,287,590	85%
KN 22792 I-90, GOLCONDA ACCESS ROAD IC WBL SHOSHONE COUNTY	1	\$937,288	\$878,229	107%
<b>2022-03</b>	<b>1.8</b>	<b>\$144,167,596</b>	<b>\$131,739,289</b>	<b>109%</b>
KN 19358 US-20, INTERSECTION SH-47 IMPROVEMENTS, ASHTON	1	\$5,778,888	\$4,630,537	125%
KN 19973 I-84, DECLO POE EB	1	\$16,810,162	\$14,933,636	113%
KN 20589 I-86/I-15 System IC, Pocatello Bannock County	3	\$111,919,576	\$101,697,644	110%
KN 20597 FY22 W BINGHAM CO PAVEMENT PRESERVATION	4	\$4,100,935	\$5,240,176	78%
KN 20643 FY22 D5 BRIDGE REPAIR, VARIOUS COUNTIES	1	\$4,376,088	\$4,225,573	104%
KN 21977 FY22 D5 BRIDGE REPAIRS ON I-86	1	\$1,181,947	\$1,011,723	117%
<b>2022-04</b>	<b>1.7</b>	<b>\$10,776,164</b>	<b>\$11,785,855</b>	<b>91%</b>
KN 20405 FY22 D3 BRIDGE REPAIR	1	\$3,367,000	\$2,008,224	168%
KN 22647 SH-55, ROUND VALLEY TO CLEAR CR, VALLEY CO	3	\$5,948,979	\$8,154,658	73%
KN 23099 I-84 EXIT 25 IMPROVEMENT, CANYON CO	1	\$1,460,185	\$1,622,974	90%



## 69 State Infrastructure Projects Bid Vs EE Federal Fiscal Year 2022 (continued)

(October 2021 to September 2022)

Page 3/3

KN / Location	#Bids	Bid Amounts	Engineer Estimate	Bid Vs EE
<b>2022-05</b>	<b>3.6</b>	<b>\$209,087,518</b>	<b>\$227,316,878</b>	<b>92%</b>
KN 20227 PHYLLIS CANAL BR, NR MERIDIAN	4	\$3,708,796	\$3,368,380	110%
KN 20367 Phyllis Canal BR to SH-16, Ada County	4	\$9,237,132	\$9,306,714	99%
KN 20442 I-90, SH 41 INTERCHANGE, KOOTENAI CO	6	\$77,318,318	\$86,172,299	90%
KN 23121 US-95, SAGLE RD TO LONG BR INTERIM IMPRV. PH 2	3	\$4,840,000	\$5,156,883	94%
KN 23355 CRAIGMONT BUSINESS LOOP, LEWIS COUNTY	3	\$2,478,175	\$2,652,392	93%
KN 23408 SH-16, USTICK RD TO US-20/26, ADA AND CANYON COUNTY	2	\$68,850,189	\$69,339,859	99%
KN 23410 SH-16, I-84 TO FRANKLIN RD	3	\$42,654,908	\$51,320,352	83%
<b>2022-06</b>	<b>3.3</b>	<b>\$94,169,428</b>	<b>\$83,938,968</b>	<b>112%</b>
KN 20083 FT Hall IC #80 I-15 Bannock & Bingham Co.	3	\$29,871,191	\$19,905,237	150%
KN 20575 HAUSER LAKE RD TO N BRUSS RD, KOOTENAI CO	6	\$8,641,382	\$9,347,168	92%
KN 20645 I-90 CEDARS TO DUDLEY RD	2	\$15,426,092	\$14,649,966	105%
KN 22165 US-20/26, CHINDEN; I-84 to MIDDLETON RD	2	\$40,230,764	\$40,036,597	100%
<b>2022-07</b>	<b>3</b>	<b>\$17,876,403</b>	<b>\$17,700,306</b>	<b>101%</b>
KN 22665 SH-55, EAGLE ROAD; I-84 TO SH-44, ADA CO	3	\$17,876,403	\$17,700,306	101%
<b>2022-08</b>	<b>2.4</b>	<b>\$62,798,540</b>	<b>\$64,559,118</b>	<b>97%</b>
KN 20391 SH-11, FY23 TOP OF GREER GRADE TO WEIPPE	2	\$7,057,201	\$7,101,994	99%
KN 20675 I 84, KIMBERLY IC (SH-50), JEROME CO	3	\$19,742,110	\$16,238,202	122%
KN 20704 US-12, Orofino to Greer, Clearwater and Lewis County	2	\$11,152,799	\$10,949,796	102%
KN 21888 US-95, WHITEBIRD CR BR REPAIRS	8	\$3,084,200	\$5,527,429	56%
KN 22456 SH-46, INTERSECTION EAST 2000 SOUTH	1	\$1,012,132	\$924,216	110%
KN 22544 I-86, UPRR Bridge, Pocatello Bannock County	1	\$16,376,759	\$18,858,124	87%
KN 22709 D4 Luminaire Repair, Twin Falls County	1	\$823,914	\$992,577	83%
KN 23356 FY23 D2 NON COMMERCE PAVEMENT RESTORATION	2	\$3,116,425	\$3,363,678	93%
KN 23564 CITY OF PRESTON SEAL COAT	2	\$433,000	\$603,102	72%
<b>2022-09</b>	<b>2</b>	<b>\$1,241,000</b>	<b>\$1,279,950</b>	<b>97%</b>
KN 23471 I-15, DEVILS CREEK LANDSLIDE MITIGATION	2	\$1,241,000	\$1,279,950	97%
<b>Grand Total</b>	<b>3</b>	<b>\$752,377,020</b>	<b>\$770,647,315</b>	<b>98%</b>





# YOUR Safety . . . ► YOUR Mobility . . . ► YOUR Economic Opportunity

## Awarded State Infrastructure Projects Bid Vs EE Federal Fiscal Year 2023

(October 2022 thru September 2023)

KN / Location	#Bids	Bid Amounts	Engineer Estimate	Bid Vs EE
<b>2022-10</b>	<b>3</b>	<b>\$8,600,336</b>	<b>\$10,890,190</b>	<b>79%</b>
KN 20423 FY23 D4 SEAL COATS, Various County	4	\$3,584,437	\$5,640,119	64%
KN 20458 FY23 D6 BRIDGE REPAIR	4	\$3,244,441	\$3,178,500	102%
KN 22254 FY23B D4 Bridge Repair, Jerome County	2	\$1,248,471	\$1,591,766	78%
KN 22349 SH-33, S FK TETON RV BRIDGE REPAIR	2	\$522,987	\$479,805	109%
<b>2022-11</b>	<b>3.2</b>	<b>\$15,740,468</b>	<b>\$21,833,753</b>	<b>72%</b>
KN 20415 FY23 E BINGHAM CO PAVEMENT PRESERVATION	5	\$3,697,775	\$5,841,712	63%
KN 20435 US-20 BUFFALO RIVER BRIDGE to ISLAND PARK LODGE OVERLAY	4	\$4,060,465	\$5,670,155	72%
KN 20486 US-20, PINEHAVEN to BUFFALO RIVER BRIDGE	4	\$5,516,810	\$7,698,274	72%
KN 23270 I-84 Galloway Rd Underpass Repair, I-84 Robinson Rd Overpass Repair & I-184 Orchard Rd C	1	\$993,418	\$635,291	156%
KN 23556 US-95, SH-1 to CANADIAN BORDER SEALCOAT	2	\$1,472,000	\$1,988,322	74%
<b>2022-12</b>	<b>4.4</b>	<b>\$50,236,009</b>	<b>\$59,625,133</b>	<b>84%</b>
KN 19452 US-95, IC# 430 TO LACROSSE AVE, CDA	5	\$2,997,778	\$4,016,479	75%
KN 20171 I-84, Kasota IC to Burley IC WBL, Minidoka Co.	4	\$19,583,344	\$24,563,141	80%
KN 20478 BELLEVUE TO HAILEY, 20478 BLAINE COUNTY	3	\$656,078	\$1,001,216	66%
KN 20637 FY 23 D4 BRIDGE REPAIR	4	\$969,969	\$1,538,874	63%
KN 20641 INT N RAMSEY RD, KOOTENAI CO	5	\$3,016,193	\$3,741,266	81%
KN 20662 US-95, Mc ARTHUR LAKE	6	\$10,939,130	\$13,953,493	78%
KN 22684 FY23 D5 FORT HALL PAVEMENT PRESERVATION	5	\$906,754	\$1,382,727	66%
KN 23041 US-95, SPOKANE RV BRIDGE REPAIRS, KOOTENAI CO	4	\$4,180,800	\$3,543,995	118%
KN 23331 MORES CREEK SUMMIT TO LOWMAN, BOISE COUNTY	4	\$6,985,964	\$5,883,944	119%
<b>2023-01</b>	<b>2.7</b>	<b>\$82,178,064</b>	<b>\$83,142,400</b>	<b>99%</b>
KN 20420 I 15B, ASPHALT INTERSECTIONS, IDAHO FALLS	3	\$3,738,278	\$3,069,147	122%
KN 20513 US-12 CLEARWATER MEMORIAL BRIDGE	2	\$38,321,515	\$34,366,209	112%
KN 21967 I-84 - FY23 D3 W BRIDGE REPAIRS, Canyon County	2	\$1,798,748	\$2,080,807	86%
KN 22734 US-12 Saddle Camp to Warm Springs, Idaho County	2	\$6,997,929	\$7,509,785	93%
KN 23044 Perrine Bridge Repairs, Twin Falls County	2	\$3,972,645	\$2,696,377	147%
KN 23046 BEAR RV BR REPAIR, BEAR LAKE CO	2	\$516,891	\$543,471	95%
KN 23047 BEAR LAKE OUTLET CANAL BR, BEAR LAKE CO	2	\$842,553	\$903,580	93%
KN 23090 AHT'WY PLAZA INTERCHANGE (NEZ PERCE TRIBE)	5	\$24,770,000	\$30,559,296	81%
KN 20658 US 2, MOYIE SPRINGS TURN BAYS, BOUNDARY COUNTY	4	\$1,219,505	\$1,413,730	86%
<b>2023-02</b>	<b>3.2</b>	<b>\$29,574,998</b>	<b>\$41,420,794</b>	<b>71%</b>
KN 20372 I 84, FY23 D3 BRIDGE REPAIR	2	\$2,233,419	\$2,580,384	87%
KN 20536 US 20/26 & SH 44 Mill & Inlay, Ada County	4	\$7,799,999	\$13,798,125	57%
KN 20636 FY23 D5 BRIDGE REPAIR	2	\$1,123,484	\$1,667,583	67%
KN 20684 I-90, OSBURN TO W WALLACE, SHOSHONE CO	5	\$14,218,976	\$17,347,566	82%
KN 22772 I-90, BIG CREEK TO MP 58.5, SHOSHONE CO	5	\$3,572,485	\$5,417,001	66%
KN 23535 Technology Way to Surprise Way (Hot Seal), Ada Co	1	\$626,635	\$610,135	103%



# YOUR Safety . . . ► YOUR Mobility . . . ► YOUR Economic Opportunity

## Awarded State Infrastructure Projects Bid Vs EE Federal Fiscal Year 2023 (Cont.)

(October 2022 thru September 2023)

KN / Location	#Bids	Bid Amounts	Engineer Estimate	Bid Vs EE
<b>2023-03</b>	<b>3</b>	<b>\$144,358,607</b>	<b>\$153,844,131</b>	<b>94%</b>
KN 20237 FY24, D1 SEALCOATS, Boundary County, Benewah County	2	\$3,394,000	\$4,188,870	81%
KN 22228 US-95, OREGON STATE LINE TO SOMMERCAMP RD	3	\$10,228,228	\$15,259,996	67%
KN 20566 D4 #2 Seal Coats	6	\$2,217,507	\$2,640,840	84%
KN 20688 I-15, ROSE IC TO N LAVA ROCKS	3	\$14,634,769	\$19,817,634	74%
KN 23343 SOUTH JEROME IC TO TWIN FALLS IC, JEROME COUNTY	1	\$92,971,850	\$91,726,660	101%
KN 20678 FY23 BRIDGE REPAIR	1	\$3,642,117	\$3,098,755	118%
KN 20525 MP 515.5 TO JCT SH 1, BOUNDARY CO	2	\$5,055,000	\$4,599,912	110%
KN 20121 US2, BNSF RR UNDERPASS, SANDPOINT	5	\$4,243,311	\$3,978,777	107%
KN 20695 SH-53, N LATAH ST TO MP 9.3, RATHDRUM	4	\$5,951,706	\$6,045,502	98%
KN 20735 Idaho Falls Microseal Yellowstone and Holmes, Bonneville County	3	\$2,020,120	\$2,487,184	81%
<b>2023-04</b>	<b>2.7</b>	<b>\$20,014,914</b>	<b>\$21,218,747</b>	<b>94%</b>
KN 19377 US 12, Lochsa RS to Holly Cr Turnout	3	\$12,888,764	\$13,475,215	96%
KN 23934 Peedee Cr. to Benewah Cr. Dr.	3	\$5,749,000	\$5,795,532	99%
KN 20595 FY23 BLACKFOOT SIGNAL UPGRADE	2	\$1,377,150	\$1,948,000	71%
<b>2023-05</b>	<b>2.4</b>	<b>\$21,648,243</b>	<b>\$24,852,022</b>	<b>87%</b>
KN 23935 SH53 N BRUSS TO LATAH ST, KOOTENAI CO	2	\$1,608,260	\$2,440,770	66%
KN 23202 US-93 Interchange Ramps	2	\$4,471,733	\$5,574,977	80%
KN 19860 I-84, SIMCO RD IC, ELMORE CO	3	\$11,393,000	\$12,583,511	91%
KN 22774 SUNNYSIDE TO LOMAX MILL AND INLAY	2	\$2,399,290	\$2,414,891	99%
KN 23631 US 20 Saturn to Science Center	3	\$1,775,960	\$1,837,872	97%
<b>2023-06</b>	<b>2</b>	<b>\$30,554,882</b>	<b>\$39,732,001</b>	<b>77%</b>
KN 20487 FY24 D1 BRIDGE REPAIR	2	\$2,262,983	\$1,881,946	120%
KN 24192 Ohio Gulch Road Intersection	1	\$724,532	\$626,748	116%
KN 23474 US-20; Exit 343 Interchange, Fremont Co	4	\$26,237,367	\$35,893,308	73%
KN 24249 SH-11 PIERCE TO GRANGEMONT ROADWAY REPAIR	1	\$1,330,000	\$1,330,000	100%
<b>2023-07</b>	<b>2</b>	<b>\$3,710,862</b>	<b>\$4,070,203</b>	<b>91%</b>
KN 23204 SH-27, I-84 to SH-25	2	\$3,710,862	\$4,070,203	91%
<b>2023-08</b>	<b>2.55</b>	<b>\$57,797,611</b>	<b>\$72,776,606</b>	<b>79%</b>
KN 23409 SH-16, FRANKLIN RD TO USTICK RD	3	\$57,797,611	\$72,776,606	79%
<b>2023-09</b>	<b>2.75</b>	<b>\$131,315,640</b>	<b>\$134,179,049</b>	<b>98%</b>
KN 21798 SH-33, FY24 JCT US-20 (IC 333), REXBURG, MADISON COUNTY	3	\$12,242,018	\$12,708,368	96%
KN 21799 NHS-7726, FY24 JCT UNIVERSITY BLVD (IC332), REXBURG, MADISON COUNTY	3	\$9,912,751	\$10,471,046	95%
KN 23437 CENTENNIAL IC TO FRANKLIN IC, CANYON CO	1	\$92,563,233	\$91,993,079	101%
KN 20506 SH-55, SH-44 (STATE ST) TO PAYETTE RV BR	4	\$16,597,638	\$19,006,556	87%
<b>Grand Total</b>	<b>3.0</b>	<b>\$595,730,634</b>	<b>\$667,585,029</b>	<b>89%</b>





# YOUR Safety . . . ► YOUR Mobility . . . ► YOUR Economic Opportunity

## State Infrastructure Projects Bid Vs EE Federal Fiscal Year 2024

(October 2023 to January 2024)

KN / Location	#Bids	Bid Amounts	Engineer Estimate	Bid Vs EE
<b>2023-10</b>	<b>2.4</b>	<b>\$154,528,761</b>	<b>\$140,929,317</b>	<b>109.6%</b>
KN 19338 I-84, SOUTH JEROME INTERCHANGE	2	\$54,397,271	\$39,713,017	137.0%
KN 20462 FY24, D2 Bridge Repair, Idaho County	3	\$1,253,384	\$1,033,138	121.3%
KN 19943 US-93, 300 SOUTH RD, JEROME COUNTY	2	\$11,953,365	\$15,583,146	76.7%
KN 20447 Blackfoot Canal Bridge Bingham Co.	2	\$1,854,424	\$2,957,246	62.7%
KN 23344 I-84, BURLEY IC, MINIDOKA CO	3	\$85,070,317	\$81,642,772	104.2%
<b>2023-11</b>	<b>2.6667</b>	<b>\$25,230,295</b>	<b>\$24,575,459</b>	<b>102.7%</b>
KN 22217 Nibbs Cr to Rice Cr	2	\$3,314,921	\$3,924,876	84.5%
KN 20434 FY24b D2 Bridge Repair	4	\$1,925,374	\$2,084,948	92.3%
KN 23336 I-84, Karcher IC, Karcher to Middleton Rd	2	\$19,990,000	\$18,565,636	107.7%
<b>2023-12</b>	<b>4.25</b>	<b>\$100,451,867</b>	<b>\$107,845,238</b>	<b>93.1%</b>
KN 23203 I 84B BLISS BUSINESS LOOP	4	\$2,727,777	\$3,248,371	84.0%
KN 20482 Harrison Bridge to Whistle Rd	3	\$876,211	\$1,132,328	77.4%
KN 20592 SH-3, CDA River Br to I-90	3	\$948,789	\$1,237,571	76.7%
KN 22703 SH-19 OREGON STATE LINE TO JCT US-95	4	\$590,621	\$612,694	96.4%
KN 22691 EB, Hill City Rd. to Lateral X-18 Gooding CO	5	\$953,453	\$1,107,315	86.1%
KN 20664 I-84 MP 222.3 TO COTTEREL POE, CASSIA CO	6	\$2,703,369	\$3,308,974	81.7%
KN 22200 WB, Hill City Rd. to Lateral X-18 Gooding CO	5	\$953,453	\$1,107,315	86.1%
KN 23345 I-84, Heyburn IC	4	\$90,698,194	\$96,090,670	94.4%
<b>Grand Total</b>	<b>3.375</b>	<b>\$280,210,923</b>	<b>\$273,350,014</b>	<b>102.5%</b>

## State Infrastructure Projects Bid -- Not Awarded

KN / Location	Programmed Amounts
<b>2023-12</b>	<b>\$771,000</b>
KN 20726 FY24 D6 BRIDGE REPAIR	\$771,000
<b>2024-01</b>	<b>\$10,650,000</b>
KN 20481 US-26, Moreland Rd to MP 303.5, Bingham County	\$8,100,000
KN 20647 FY24 D3 BRIDGE REPAIR	\$2,550,000
<b>Grand Total</b>	<b>\$11,421,000</b>



**YOUR Safety • • • ► YOUR Mobility • • • ► YOUR Economic Opportunity**

## State Highway System Projects Planned for Advertisement: January - April 2024

STATE HIGHWAY SYSTEM PROJECTS LIKELY TO BE ADVERTISED JANUARY 2024 - APRIL 2024

District	Key #	Route #	Beg MP	End MP	Project Location*	Work Type	Budget (1000s)	Approx Bid Date**
1	20453	SH 200	31.75	32.45	MCGHEE TO KOOTENAI ST BONNER CO	Major Widening (culvert replacement)	4,000	January-March
1	21935	I 90	39.7	40.1	CD'A RV BR EBL & WBL, KOOTENAI CO	Bridge Replacement	25,100	January
1	20484	US 2	64.35	80.184	JCT US-95 TO MONTANA ST LN BOUNDARY CO	Pavement Rehabilitation & Resurfacing	15,600	January-March
2	20570	US 96	204.28	218.28	MP 210 SLIDE TO WHITEBIRD BR, IDAHO CO	Pavement Rehabilitation & Resurfacing	22,000	February-April
2	23567	US 95	193.5	196.5	ROCK FALL MITIGATION, IDAHO COUNTY (FY22 Project)	Rockfall Mitigation	1,500	February-April
3	20745	SH 55	151.975	151.975	LITTLE GOOSE CR BR ADAMS CO	Bridge Replacement	3,600	February-April
3	22701	SH 55	152.43	156.05	GOOSE CR TO NEW MEADOWS, ADAMS CO (Comp 5)	PM	550	January-March
3	22227	SH 55	145.68	152.43	SH 55, ZACHARY TO GOOSE CR GRADE, ADAMS/VALLEY CO (Comp 5)	PM	850	January-March
3	23164	SH 55	91.00	102.00	SH 55, USFS TO ROUND VALLEY, VALLEY CO (Comp 5)	PM	1,100	January-March
3	23625	SH 55	132.00	142.90	SH 55, DONNELLY TO DEINHARD SEALCOAT, VALLEY CO (Comp 5)	PM	1,000	January-March
3	23629	SH 55	94.14	100.12	ROUND VALLEY TO CLEAR CR SEALCOAT, VALLEY CO (Comp 5)	PM	700	January-March
3	20579	US 95	171.96	176.52	US 95, SMOKEY BOULDER RD TO HAZARD CR RD, IDAHO CO (Comp 22702)	Pavement Rehabilitation & Resurfacing	2,800	January
3	22702	US 95	155.24	166.28	NEW MEADOWS TO SMOKEY BOULDER (Comp 20579)	Pavement Rehabilitation & Resurfacing	10,500	January
3	22677	US 20	Various	Various	FY24 SURFACE TREATMENTS: US 20/26 & SH 44	Microseal	9,200	January
4	21824	SH 77	0	7.5	FY25 D4 5 NON COM SEAL COATS	Seal Coat	2,700	January
4	20620	Various	0	0	FY24 D4 BRIDGE REPAIR	Bridge Deck Repair	1,600	January
5	20609	SH 39	6.905	6.905	WASTEWAY CANAL POWER CO (Comp 20705)	Bridge Replacement	63	February-April
5	20705	Various	0	0	STATE - FY24 D5 BRIDGE REPAIR (Comp 20609)	Bridge Deck Repair	1,100	February-April
5	22673	SH 36	112.4	117.9	ONEIDA CO LN TO 2200 S, FRANKLIN CO	Pavement Restoration	2,800	February-April
5	23198	I 15	28.08	30.87	CHERRY CREEK BR TO DOWNEY ROAD IC	Thin Overlay	5,900	February-April
5	20229	I 15	56.4	62.5	INKOM SOUTH IC TO PORTNEUF IC BANNOCK CO	Pavement Rehabilitation & Resurfacing	18,800	January-March
6	20710	SH 33	138.7	153	SH 33, TETON CO INTERSECTION IMPROVEMENTS	Intersection Improvement	4,500	January-March
6	22679	I 15	111.76	119	BINGHAM CO LN TO MP 119, BONNEVILLE CO (23214)	PM	6,900	February-April
6	23214	I 15	134.84	143.82	ROBERTS TO SAGE JCT, JEFFERSON CO (Comp 22679)	PM	5,800	February-April
6	23215	SH 28	100.77	109.82	TENDRY TO BAKER, LEMHI CO (Comp 22686)	Pavement Rehabilitation & Resurfacing	3,000	February-April
6	22686	SH 28	86.17	101.31	LEMHI RV BR TO TENDRY, LEMHI CO (Comp 23215)	Pavement Rehabilitation & Resurfacing	6,300	February-April
6	22765	US 93	181.61	188.67	MACKAY TO MACKAY RESERVOIR, CUSTER CO	PM	3,200	February-April

Approximate Budget:

\$ 161,163

- 90 Day Look Ahead Report-monitoring 27 project estimates and unit prices of projects planned to open bids by April.
- Approximate budget: \$161M



## TECM Projects Planned for Advertisement in 2024

TECM PROJECTS LIKELY TO BE ADVERTISED DECEMBER 2023 - DECEMBER 2024

	Key #	Route #	Beg MP	End MP	Project Location*	Work Type	Budget (1000s)	Approx Bid Date**
T-1	24306	I 90	9.714	12.046	SH-41 TO US-95 - EAST, KOOTENAI CO	Major Widening (includes 3 bridges and ramp widenings)	75-85M	July - September 2024
T-3	22715	SH 55	10.59	15.59	FARMWAY RD TO MIDDLETON RD, CANYON CO	Major Widening	120-130M	April - June 2024
T-3	23956	SH 16	0.000	0.760	I 84 SYSTEM IC AND FRANKLIN RD IC	New Route/Interchange	85-95M	October - December 2024
T-3	23958	SH 16	1.640	2.620	SH 44 INTERCHANGE, ADA CO	New Interchange	60-70M	July - September 2024
T-3	24310	US 20/26	30.4	33.1	US 20/26, MIDDLETON RD TO STAR RD - EAST, ADA/CANYON COS	Major Widening	30-40M	October - December 2024
T-5	24307	I 15	72.6	76.5	I 15, NORTHGATE TO FORT HALL - SOUTH, BANNOCK CO	Major Widening	85-95M	April - June 2024
T-5	24308	I 15	76.5	80.9	I 15, NORTHGATE TO FORT HALL - NORTH, BANNOCK CO	Major Widening	90-100M	April - June 2024

Approximate Budget:

\$ 545 - 615M

- TECM advertisement plan: Monitoring 7 projects planned to open bids by December 2024.
- Approximate budget: \$545M - \$615M



## Out Year State Highway System Infrastructure Projects Delivered

OUT YEAR STATE HIGHWAY SYSTEM PROJECTS DELIVERED							
District	Key #	Route #	Beg MP	End MP	Project Location*	Work Type	Budget (1000s)
1	20365	US 2	6.89	9.67	PRIEST RV CITY LIMITS	Pavement Rehabilitation & Resurfacing	4,400
1	20660	US 2	487.34	490.94	US 2, BROWN CR PASSING LN TO COMANCHE ST, BOUNDARY CO	PM & Guardrail Work	2,100
2	20090	US 95	234.9	235.06	GRANGEVILLE TRUCK ROUTE BYPASS RD TURNBAY	Turn Bays Constructed	1,500
3	20212	I 84	38.73	41.29	I 84 - GARRITY IC TO TEN MILE IC NAMPA	Pavement Rehabilitation & Resurfacing	3,600
3	20612	SH 21	3.40	67.99	ADA & BOISE COUNTY SEALCOATS	PM	5,200
3	20503	SH 67	0	8.95	ELMORE COUNTY SEALCOATS	PM	3,100
3	22685	US 95	67.28	86.65	PAYETTE NCL TO N OF WEISER	PM	2,000
3	20416	US 95	103.86	109.04	SHOEPEG RD TO CAMBRIDGE NCL, WASHINGTON CO	Pavement Rehabilitation & Resurfacing	2,600
3	22699	SH 69	0	7.92	KUNA TO MERIDIAN, ADA CO	PM	2,900
3	21851	SH 55	55.46	83.75	HORSESHOE BEND SCL TO BOISE NF BOUNDARY	PM	3,500
4	21914	SH 75	28.28	28.54	JCT US 20 RURAL CONFLICT WARNING SYSTEM	Conflict Warning System Installation	202
4	20751	I 84	247.91	267.89	MP 255 TO CO LN, CASSIA CO	PM	3,400
4	20505	SH 75	Various	Various	D4 #3 SEAL COATS	PM	4,100
5	21832	I 15b	3.60	4.10	McCAMMON IC TO OLD US 91, BANNOCK CO	Pavement Rehabilitation & Resurfacing	7,600
5	19605	I 86b	4.82	4.82	INT POCATELLO AVE, POWER CO	Intersection Improvement	3,300
6	23242	US 93	212.48	233.43	WILLOW CR SUMMIT TO JCT SH 75, CUSTER CO	PM	7,600
6	23578	US 20b	0	0.1	FY25 IDAHO FALLS SIGNAL UPGRADES	Signal Upgrades	1,100
Approximate Budget:							\$ 58,202

- Early delivery: 17 out year projects already delivered
- Approximate budget: \$58M



# Board Agenda Item

ITD 2210 (Rev. 12-23)

Meeting Date January 24, 2024

**No Presentation:** Consent Item ☐ Informational Calendar Item ☐

**Presentation:** Informational ☒ Action with Resolution ☐ Time Needed: 15

Presenter's Name Amy Schroeder & Justin Collins	Presenter's Title Division Administrator / Controller
Preparer's Name Amy Schroeder	Preparer's Title Division Administrator - Planning & TECM Program

## Subject

TECM Program Capacity & Market Update		
Key Number	District	Route Number

## Background Information

Since 2021, significant progress has been made developing and constructing Transportation Expansion & Congestion Mitigation (TECM) projects.

This item will inform the Idaho Transportation Board about the scope and budget forecasts when the TECM program was initiated and show progress to date on:

- Projects that have already been funded and are under construction
- Projects that are likely to be completed with existing TECM and Leading Idaho funds
- Projects that are currently being developed in the TECM program that do not have identified funding for construction and are likely to exceed the current capacity of the TECM program

The presentation will include an update regarding the upcoming spring 2024 TECM bond sale. The Board approved a resolution in December 2023 authorizing up to \$400 million in bond proceeds. Two of the bonded construction projects have been awarded and updated cost estimates have been received on several others. The total bonded amount is now estimated to be \$372 million. A summary of the projects and amounts will be included in the presentation. No additional action is needed from the Board as the previous resolution was for up to \$400 million. An update on the financial outlook and market conditions will be provided as well.

## Recommendations *(Action items require a resolution)*

--

Presented to Board in November & December

Revised Amount

Proposed TECM 2024A Series Bonds (\$M) by CATEGORY

Last revision: 2023 01 03

NEW CONSTRUCTION	District	KN's	LOCATION	CONST. (CN)*	ADVERTISE DATES	2024A BONDS	REV. CONST. (CN) ESTIMATE*	Bond 70% of CN
	4	23344	I-84, Burley Interchange	89.8	Sep-23	63.0	89.8	63.0
	4	23345	I-84, Heyburn Interchange	95.2	Oct-23	67.0	95.9	67.0
	5	24307	I-15, Northgate to Fort Hall - South	105.0	Mar-24	73.0	96.3	67.4
	5	24308	I-15, Northgate to Fort Hall - North	105.0	Apr-24	73.0	92.9	65.0
	1	24306	I-90, SH-41 to US 95 - East	80.5	Apr-24	56.0	76.6	53.6
	3	23958	SH-16, SH-44 Interchange	65.7	Jul-24	46.0	65.7	46.0
							378.0	
*Encompasses contract amount, non-bid items, and 5% contingency, excludes administrative costs (CE/CC)								
Proposed bonded amount (CN only) ~ 70%								
ALREADY-BONDED DEVELOPMENT & RIGHT OF WAY	District	KN's	LOCATION	ITIP AMOUNT	PREVIOUSL Y BONDED AMOUNT	2024A BONDS		Bonded Amount
	1	23607	I-90, SH-41 to NW Blvd - DESIGN	18.0	9.0	2.0		2.0
	2	23333/4	US-95, Spalding & US-12 Arrow Bridges - DESIGN	19.0	4.0	4.0		4.0
	3	22715	SH-55, Farmway to Middleton - RIGHT-OF-WAY	65.0	25.0	8.0	45.0	4.0
						14.0		10.0
NEW DEVELOPMENT	District	KN's	LOCATION	ITIP AMOUNT		2024A BONDS		Bonded Amount
	1	NEW	I-90, US-95 Interchange	9.0		3.0		0.0
	3	23188	I-84, SH-44 Interchange (Exit 25)	6.0		2.0		0.0
	5	NEW	I-15, Blackfoot widening (Exit 89-93)	8.0		3.0		0.0
						8.0		0.0
						400.0	Total 2024A Bonds =	

Other considerations:

All prior construction projects (except Burley & Heyburn IC's) are adequately bonded, additional bond funds not needed.

All prior bonds on "already-bonded development and right-of-way" will be consumed before this bond sale.



# Board Agenda Item

ITD 2210 (Rev. 12-23)

Meeting Date January 24, 2024

**No Presentation:** Consent Item ☐ Informational Calendar Item ☐

**Presentation:** Informational ☐ Action with Resolution ☒ Time Needed: 5 minutes

Presenter's Name Monica Crider, PE	Presenter's Title State Design Engineer
Preparer's Name Doral Hoff, PE	Preparer's Title District Engineer

## Subject

Request to increase professional services agreement authorization to over \$1,000,000 on the HDR Engineering, Inc. professional services agreement for the US-12, Clearwater River Memorial Bridge, Nez Perce County

Key Number 20513	District 2	Route Number US-12
---------------------	---------------	-----------------------

## Background Information

### General Background

Professional service agreements through ITD HQ Consultant Services Group within Highway Design Section follow three different processes based on the size of agreement. Small professional services agreements less than \$100,000 are procured through a Direct Selection process. Professional services agreements between \$100,000 and \$500,000 are secured through a Request for Information (RFI) process which short lists consultants from a prequalified consultant registry referred to as the Term Agreement list. Professional service agreements greater than \$500,000 are solicited through a formal Request for Proposal. In all cases, professional services agreements are secured using a qualification based system rather than a competitive low bid basis used for typical construction contracts.

Board Policy 4001 delegates authority to approve routine engineering agreements of up to \$1,000,000 to the Director or another designee. Any agreements larger than this amount must be approved by the Board. The purpose of this Board item is to request approval for agreements larger than \$1,000,000.

The large size of the agreements listed are often anticipated and necessary due to the complexity and magnitude of the associated construction projects. In many instances, the original intent is to solicit the consultant service in phases allowing for greater flexibility for the Department, limited liability, and better design after additional information is obtained. In other cases, such as for Construction Engineering and Inspection services one single agreement over \$1,000,000 may be issued allowing for continuity of the inspector.

### Project Specific Details

The purpose of this agenda item, per Board Policy 4001, is to request Board approval to increase professional services agreement authorization to over \$1,000,000 on the HDR Engineering, Inc. professional services agreement for the US-12, Clearwater River Memorial Bridge, Nez Perce County.

The purpose of the project is to retrofit the existing structure to provide a widened bridge crossing that meets current standards. The proposed section will increase the load carrying capacity to accommodate current truck loading conditions, as well as ensuring that the current pedestrian and bicycle access needs are met.





## Board Agenda Item

ITD 2210 (Rev. 12-23)

In March 2023, through a Request for Proposal (RFP), HDR Engineering was selected to provide Construction Engineering and Inspection (CE&I) services. The CE&I services were negotiated and phased for the 2023 and 2024 construction seasons. The 2023 CE&I services agreement totaled \$993,285. The negotiated cost of CE&I services for the 2024 agreement is \$1,537,546. These services will bring the total cost of services to be approximately \$2,531,000. This is approximately 6% of the programmed construction funding.

Currently, there is \$2 million obligated. District 2 has identified remaining funds from state balancing to complete this agreement. No agreement will be written without enough obligated funding.

TYPE	FUNDS EXIST	FUNDS NEEDED
Initial Agreement		
Supplemental Agreement- Phased Approach	X	
Supplemental Agreement- Change of Scope		

### Recommendations *(Action items require a resolution)*

Resolution on page 71.





## Board Agenda Item

ITD 2210 (Rev. 12-23)

### RESOLUTION

WHEREAS, Board Policy 4001 requires the Transportation Board to approve professional services agreements that exceed \$1 million; and

WHEREAS, District 2 will administer this project; and

WHEREAS, the agreement will not be written until the funding has been scheduled and obligated.

*NOW THEREFORE BE IT RESOLVED*, that the Board approves Key No. 20513, US-12, Clearwater River Memorial Bridge, Nez Perce County to exceed the \$1 million agreement authorization up to \$2,531,000.



# Board Agenda Item

ITD 2210 (Rev. 12-23)

Meeting Date January 24, 2024

**No Presentation:** Consent Item ☐ Informational Calendar Item ☐

**Presentation:** Informational ☐ Action with Resolution ☒ Time Needed: 5 minutes

Presenter's Name Monica Crider, PE	Presenter's Title State Design Engineer
Preparer's Name Damon Allen, PE	Preparer's Title District Engineer

## Subject

Request to increase professional services agreement authorization to over \$1,000,000 on the HDR Engineering, Inc. professional services agreement for the I-90, Osburn to W. Wallace, Shoshone Co (KN 20684) and I-90, Big Creek to MP 58.5, Shoshone Co (KN 22772)

Key Number 20684 & 22772	District 1	Route Number I-90
-----------------------------	---------------	----------------------

## Background Information

### General Background

Professional service agreements through ITD HQ Consultant Services Group within Highway Design Section follow three different processes based on the size of agreement. Small professional services agreements less than \$100,000 are procured through a Direct Selection process. Professional services agreements between \$100,000 and \$500,000 are secured through a Request for Information (RFI) process which short lists consultants from a prequalified consultant registry referred to as the Term Agreement list. Professional service agreements greater than \$500,000 are solicited through a formal Request for Proposal. In all cases, professional services agreements are secured using a qualification based system rather than a competitive low bid basis used for typical construction contracts.

Board Policy 4001 delegates authority to approve routine engineering agreements of up to \$1,000,000 to the Director or another designee. Any agreements larger than this amount must be approved by the Board. The purpose of this Board item is to request approval for agreements larger than \$1,000,000.

The large size of the agreements listed are often anticipated and necessary due to the complexity and magnitude of the associated construction projects. In many instances, the original intent is to solicit the consultant service in phases allowing for greater flexibility for the Department, limited liability, and better design after additional information is obtained. In other cases, such as for Construction Engineering and Inspection services one single agreement over \$1,000,000 may be issued allowing for continuity of the inspector.

### Project Specific Details

The purpose of this agenda item, per Board Policy 4001, is to request Board approval to increase professional services agreement authorization to over \$1,000,000 on the HDR Engineering, Inc. professional services agreement for the I-90, Osburn to Wallace, Shoshone County (KN 20684) and I-90, Big Creek to MP 58.5, Shoshone County (KN 22772).

The purpose of the project is to remove the existing deteriorated concrete pavement on I-90 from Big Creek MP 58.5 (KN 22772) and MP 58.5 to MP 61.0 (KN 20684) and replace with a new asphalt pavement section. The project also upgrades substandard features such as drainage, illumination, and



## Board Agenda Item

ITD 2210 (Rev. 12-23)

guardrail. Phase I consists of the eastbound lanes and was completed in 2023. Phase II consists of the westbound lanes and will be completed in 2024.

In February 2023, through Request for Proposal (RFP), HDR Engineering, Inc. was selected to provide full CE&I services on the project.

The current agreement is for \$755,777 and covers the 2023 construction season. An agreement extension is required to cover the 2024 season. The negotiated cost of services for the 2024 agreement extension is \$1,105,091. These services will bring the total cost of services to be approximately \$1,861,000. This is approximately 9% of the programmed construction funding. Currently, there is \$2M obligated.

TYPE	FUNDS EXIST	FUNDS NEEDED
Initial Agreement		
Supplemental Agreement- Phased Approach	X	
Supplemental Agreement- Change of Scope		

### Recommendations *(Action items require a resolution)*

Resolution on page 74.



## Board Agenda Item

ITD 2210 (Rev. 12-23)

### RESOLUTION

WHEREAS, Board Policy 4001 requires the Transportation Board to approve professional services agreements that exceed \$1 million; and

WHEREAS, District 1 will administer this project; and

WHEREAS, the funding is available and obligated for these services.

*NOW THEREFORE BE IT RESOLVED*, that the Board approves Key No. 20684, I-90, Osburn to W. Wallace, Shoshone County, and Key No. 22772, I-90, Big Creek to MP 58.5, Shoshone County to exceed the \$1 million agreement authorization up to \$1,861,000.



## Board Agenda Item

ITD 2210 (Rev. 12-23)

Meeting Date 1/24/2024

**No Presentation:** Consent Item ☐ Informational Calendar Item ☐

**Presentation:** Informational ☒ Action with Resolution ☐ Time Needed: 20

Presenter's Name Tom Mahoney	Presenter's Title Administrator, Div of Aeronautics
Preparer's Name Tom Mahoney	Preparer's Title Administrator, Div of Aeronautics

### Subject

Aeronautics Advisory Board Update and Division of Aeronautics Annual Report		
Key Number	District	Route Number

### Background Information

Presentation will be in two parts. John Blakley, Chair of Aeronautics Advisory Board, will give an update from the Aero. Advisory Board followed by Tom Mahoney presenting the Aero. Division's annual report.

#### Aeronautics Advisory Board (John Blakley)

- Board Members
- Leading Idaho / Idaho First
- National Aviation Day

#### Aeronautics Division Annual Report (Tom Mahoney)

- Board Metric
- Aero Personnel Status
- Flight Operations
- Airport Planning, Development, Management
- Safety & Education
- Search & Rescue
- Initiatives (Aircraft Tracking, Uncrewed Aircraft Systems, Airstrip Network, Weather Cameras)

### Recommendations *(Action items require a resolution)*

--



## Board Agenda Item

ITD 2210 (Rev. 12-23)

Meeting Date January 24, 2024

**No Presentation:** Consent Item ☐ Informational Calendar Item ☐

**Presentation:** Informational ☐ Action with Resolution ☒ Time Needed: 5 min

Presenter's Name Justin Pond	Presenter's Title Right of Way Manager
Preparer's Name Justin Pond	Preparer's Title Right of Way Manager

### Subject

Administrative Settlement over \$200,000.00		
Key Number 22165	District 3	Route Number US-20/26

### Background Information

As per Board Policy 4005, the Director or a delegate may authorize an administrative settlement for up to \$200,000 over the reviewed fair market value of properties appraised up to \$1,000,000. Proposed settlements exceeding \$200,000 shall come before the Board for approval. An administrative settlement is a settlement, authorized by the responsible official, in excess of the approved just compensation. Under appropriate circumstances, an administrative settlement may be made to motivate amicable settlement with an owner and thus avoid recourse to legal proceedings.

### Recommendations *(Action items require a resolution)*

Approve:

KN 22165, Project No. A022(165) US-20/26, I-84 to Middleton Rd., Canyon County, Parcel 54, an administrative settlement over \$200,000.00. Resolution on page 77.

RES. NO. WHEREAS, the Idaho Transportation Department is acquiring right-  
ITB \_\_\_\_\_ of-way along US 20/26, I-84 to Middleton Rd., for Project No. A022(165); and

WHEREAS, the Idaho Transportation Department and the property owner have engaged in good faith negotiations; and

WHEREAS, both parties agree that additional payment is justified in order for the Idaho Transportation Department to fairly compensate the property owner of Parcel 54.

*NOW THEREFORE BE IT RESOLVED*, that the Idaho Transportation Board approves an Administrative Settlement over \$200,000.00.



## Board Agenda Item

ITD 2210 (Rev. 12-23)

Meeting Date January 24, 2024

**No Presentation:** Consent Item ☐ Informational Calendar Item ☐

**Presentation:** Informational ☐ Action with Resolution ☒ Time Needed: 5 min

Presenter's Name Justin Pond	Presenter's Title Right of Way Manager
Preparer's Name Justin Pond	Preparer's Title Right of Way Manager

### Subject

Administrative Settlement over \$200,000.00		
Key Number 22715	District 3	Route Number SH-55

### Background Information

As per Board Policy 4005, the Director or a delegate may authorize an administrative settlement for up to \$200,000 over the reviewed fair market value of properties appraised up to \$1,000,000. Proposed settlements exceeding \$200,000 shall come before the Board for approval. An administrative settlement is a settlement, authorized by the responsible official, in excess of the approved just compensation. Under appropriate circumstances, an administrative settlement may be made to motivate amicable settlement with an owner and thus avoid recourse to legal proceedings.

### Recommendations *(Action items require a resolution)*

Approve:  
KN 22715, Project No. A022(715) SH-55, Farmway Rd. to Middleton Rd., Canyon County, Parcels 14 and 15, an administrative settlement exceeding \$200,000.00. Resolution on page 79.



RES. NO. WHEREAS, the Idaho Transportation Department is acquiring right-  
ITB \_\_\_\_\_ of-way along SH-55, Farmway Rd. to Middleton Rd., Canyon County, for Project  
No. A022(715); and

WHEREAS, the Idaho Transportation Department and the property owner have engaged in good faith negotiations; and

WHEREAS, both parties agree that additional payment is justified in order for the Idaho Transportation Department to fairly compensate the property owner of Parcels 14 and 15.

*NOW THEREFORE BE IT RESOLVED*, that the Idaho Transportation Board approves an Administrative Settlement over \$200,000.00.



## Board Agenda Item

ITD 2210 (Rev. 12-23)

Meeting Date January 24, 2024

**No Presentation:** Consent Item ☐ Informational Calendar Item ☐

**Presentation:** Informational ☐ Action with Resolution ☒ Time Needed: 5 min

Presenter's Name Justin Pond	Presenter's Title Right of Way Manager
Preparer's Name Justin Pond	Preparer's Title Right of Way Manager

### Subject

Administrative Settlement over \$200,000.00		
Key Number 22715	District 3	Route Number SH-55

### Background Information

As per Board Policy 4005, the Director or a delegate may authorize an administrative settlement for up to \$200,000 over the reviewed fair market value of properties appraised up to \$1,000,000. Proposed settlements exceeding \$200,000 shall come before the Board for approval. An administrative settlement is a settlement, authorized by the responsible official, in excess of the approved just compensation. Under appropriate circumstances, an administrative settlement may be made to motivate amicable settlement with an owner and thus avoid recourse to legal proceedings.

### Recommendations *(Action items require a resolution)*

Approve:  
KN 22715, Project No. A022(715) SH-55, Farmway Rd. to Middleton Rd., Canyon County, Parcel 162, an administrative settlement exceeding \$200,000.00. Resolution on page 81.

RES. NO. WHEREAS, the Idaho Transportation Department is acquiring right-  
ITB \_\_\_\_\_ of-way along SH-55, Farmway Rd. to Middleton Rd., Canyon County, for Project  
No. A022(715); and

WHEREAS, the Idaho Transportation Department and the property owner have  
engaged in good faith negotiations; and

WHEREAS, both parties agree that additional payment is justified in order for the  
Idaho Transportation Department to fairly compensate the property owner of  
Parcel 162.

*NOW THEREFORE BE IT RESOLVED*, that the Idaho Transportation  
Board approves an Administrative Settlement over \$200,000.00.