



AGENDA

Regular Meeting of the Idaho Transportation Board

November 13, 2024

Idaho Chinden Campus
11331 Chinden Blvd., Building 8
Boise, Idaho

Listen:

Dial 1-415-655-0003 US Toll

- a. access code: 2633 695 9311
- b. meeting password: 1234

Video: access Webex.com using same code and password as above

KEY:

ADM = Administration COM = Communications/Highway Safety CIEO = Innovation/Experience
DIR = Director HWY = Highways

Page # Time*

Action Item	1. CALL MEETING TO ORDER	8:00
Info Item	2. SAFETY “CLUTCH MOMENT” SHARE: Workforce Development Manager Stowell	
Action Item	3. BOARD MINUTES – October 16, 2024	4
Info Item	4. BOARD MEETING DATES	14
	Next meeting is December 11 in Boise, Chinden Campus	
Action Item	5. CONSENT CALENDAR	15
ADM	____ FY24 certification of receipts and disbursements	16
COM	____ 2024-25 ITD zero-based pending administrative rulemakings	18
COM	____ ITD FY24 Annual Report.....	19
HWY	____ Removal of Chubbuck Canal Trail from FY25 of the FY25 – FY31 Idaho	30
	Transportation Investment Program (ITIP)	
Info Items	6. INFORMATIONAL CALENDAR	
HWY	____ Contract Awards and Advertisements	31
HWY	____ Professional Services Agreements & Term Agreement Work Tasks Report....	36
HWY	____ Monthly Report of Federal Formula Program Funding through October 30	41
	6a. BOARD REPORT: Member Bulger	8:05
	7. DIRECTOR’S MONTHLY REPORT: Director Stokes	8:10

*All listed times are local and are estimates only. The Board reserves the right to move agenda items and adjust the time schedule.
The meeting is open to the public, except for the executive session.
-Attendance is mandatory and lunch cannot be claimed on per diem.



November 13, 2024

Boise, Idaho

Page # Time*

Information Items

DIR _____ Dealer Advisory Board annual report..... 43 **8:25**
DAB Chairman White

HWY _____ ITD/AGC Excellence in Construction Partnering Awards 44 **8:40**
McElhinney/Mattila

8. BREAK **9:00**

ADM _____ State FY2025 financial statements 45 **9:15**
Swajkoski

ADM _____ Fiscal Year 2026 budget revision #1 69 **9:25**
Weiskircher

Action Items

DIR _____ State FY2025 Idaho Airport Aid Program grant funding..... 72 **9:35**
Mahoney (Resolution on page 75)

HWY _____ Request to approve consultant agreements 76 **9:45**
Kuisti (Resolution on page 80)

HWY _____ Add US-20/26 and SH-44 pedestrian ramp improvements to FY25-31 Idaho.... 81 **9:50**
King Transportation Investment Program (Resolution on page 82)

Information Items

HWY _____ Idaho's Rail-Highway Crossing Program annual report 83 **9:55**
Schwendiman

HWY _____ Annual update on ITD's research program 85 **10:05**
Parrish/Laib

CIEO _____ Employee Safety Program update..... 86 **10:25**
Danner/Tkacs

Action Item

HWY _____ Board Unallocated Fund request SH-14, Peasley Creek to Elk City 87 **10:40**
Hoff (Resolution on page 89)

Information Item

DIR _____ Trucking Advisory Council annual report..... 90 **10:55**
TAC Chairman Pocock

*All listed times are local and are estimates only. The Board reserves the right to move agenda items and adjust the time schedule.
The meeting is open to the public, except for the executive session.
-Attendance is mandatory and lunch cannot be claimed on per diem.



November 13, 2024

Boise, Idaho

Page # Time*

- | | | |
|--------------------|---|--------------|
| Action Item | 9. EXECUTIVE SESSION (Canyon Creek Conference Room)
PERSONNEL ISSUES [SECTION 74-206(a), (b)] and
LEGAL ISSUES [SECTION 74-206(c), (d), (f)] | 11:10 |
| | 10. LUNCH: with Trucking Advisory Council
(Lake Coeur d'Alene Conference Room) | 11:45 |
| | 11. ADJOURNMENT (estimated time) | 1:00 |

**Idaho Transportation Board
Policies Subcommittee Meeting**

Idaho Chinden Campus
11331 Chinden Blvd., Building 8

Action Items

- | | |
|---|-------------|
| 1. Call Meeting to Order – Chairman Gary Osborn <ul style="list-style-type: none">• Formal approval of August 29, 2024 meeting minutes | 1:30 |
| 2. Administrative Policy A-01-11 Hazardous Materials/Waste Activities
Employee Safety & Risk Manager Randy Danner | 1:35 |

Information Item

- | | |
|---|-------------|
| 3. Administrative Policy 5558 Use of Electronic Devices While Driving and Operating
ITD Vehicles and Equipment
Employee Safety & Risk Manager Randy Danner | 1:40 |
|---|-------------|

Action Items

- | | |
|---|-------------|
| 4. Administrative Policy 5538 Purchase, Inventory and Disposal of Property
Business and Support Management Manager Michelle Doane | 1:50 |
| 5. Policies 4085/5085 Rail-Highway Crossing Program
RHCP Manager Blaine Schwendiman | 1:55 |
| 6. Adjourn (estimated time) | 2:05 |

*All listed times are local and are estimates only. The Board reserves the right to move agenda items and adjust the time schedule.
The meeting is open to the public, except for the executive session.
-Attendance is mandatory and lunch cannot be claimed on per diem.

REGULAR MEETING
IDAHO TRANSPORTATION BOARD
October 16, 2024

The Idaho Transportation Board met at 8:30 AM on Wednesday, October 16, 2024, in Boise, Idaho. The following principals were present:

William (Bill) H. Moad, Chairman
James R. Thompson, Member – District 1
Gary Osborn, Member – District 2
Julie DeLorenzo, Vice Chair – District 3
Mitch Watkins, Member – District 4
John Bulger, Member – District 5
Scott Stokes, Director
Dan McElhinney, Chief Deputy/Chief Operations Officer
Lorraine Dennis, Business Executive to the Board
Tim Thomas, Lead Deputy Attorney General

District 6 Member Bob Hoff was not able to attend.

Safety Share. Maintenance Supervisor Todd Sorensen reported on asbestos awareness during construction. Asbestos when in good condition provides many benefits; however, because one cannot see or smell it is important to know how to properly manage it.

Board Minutes. Bulger made a motion to approve the minutes of September 18 - 19, 2024, seconded by Member Watkins, and the motion passed unopposed.

Board Meeting Dates. The next meeting is November 13 in Boise. The Board set the 2025 district meeting schedule.

Consent Items. Vice Chair DeLorenzo made a motion, seconded by Member Bulger, and passed unopposed, to approve the following resolution:

RES. NO. WHEREAS, consent calendar items are to be routine, non-controversial, self-
ITB24-75 explanatory items that can be approved in one motion; and

WHEREAS, Idaho Transportation Board members have the prerogative to remove items from the consent calendar for questions or discussion.

NOW THEREFORE BE IT RESOLVED, that the Board approves the additions to the FY25 – FY31 ITIP for the Community Planning Association of Southwest Idaho (COMPASS) projects and the Local Bridge Improvement Program discretionary award projects.

1) Add COMPASS projects to the FY25-FY31 Idaho Transportation Investment Program (ITIP). The two projects are City of Notus' Rebuilding American Infrastructure with Sustainability

and Equity (RAISE) grant funded project to design four interconnected collector streets in the city - \$1.4 million. The other is Valley Regional Transit's FTA grant funded to purchase eight electric buses and rehabilitate a transit station - \$19.6 million.

2) Add Local Bridge Improvement Program discretionary award projects to the FY25-FY31 ITIP. To add three FHWA discretionary award projects – 145th N Bridge replacement (\$410,000), Naples Bridge planning analysis (\$750,000), and Lake Fork Bridge planning study (\$830,000). Totals include local match.

Informational Items.

1) Contract awards and advertisements. There were six ITD contracts awarded that did not require Board approval from September 1 - 30, 2024. From October 1, 2023 to September 30, 2024, 98 ITD and 19 Local contracts were bid.

The list of projects currently under advertisement was provided.

2) Professional services agreements and term agreement work tasks report. From September 1 – September 29, 2024, 22 new professional services agreements and work tasks were processed, totaling \$16,871,040. Six supplemental agreements to existing professional services agreements were processed during this period for \$6,431,192.

3) Monthly report of federal formula program funding through September 30. Idaho received obligation authority (OA) of \$422.1 million through September 30, 2024. Additional apportionments were allocated via the Appropriations Act. Idaho received apportionments of \$478.0 million. An additional \$54.1 million redistribution OA was received on August 27, 2024. Allotted program funding is \$502.957 million with no remaining balance.

4) I-86 Business Loop speed zone adjustment in American Falls. To adjust the minute entry of speed control zones in October 2024 for the I-86 Business Loop in American Falls. A traffic operations evaluation merited changing the 55 MPH to 45 MPH from mile post 100.76 to 101.87.

5) FY25 financial statements. Revenues to the State Highway Account (SHA) from all state sources as of August 31 are ahead of forecast by 7.3% with revenues in the Highway Distribution Account are up by 5.7%. State revenues to the State Aeronautics Fund are above forecast by 12.3% or \$79K. The Department's expenditures were within planned budgets. Personnel costs savings of \$984K is due to vacancies and timing. Contract construction cash expenditures in the SHA are \$136.2M, and total construction expenditures from the five different funds sources total \$256.8M.

The balance of the long-term investments was \$185M. These funds are obligated against construction projects and encumbrances. The cash balance is \$123.7M. Expenditures in the Strategic Initiatives Program Fund is \$21.5M. Deposits into the Transportation Expansion and Congestion Mitigation Fund were \$21M. For FY25, \$27.6M is committed to debt service. There

are no expenditures from the Federal CARES Act fund this month. Expenditures for the TECM bond program during this period is \$87.9M and \$616K for GARVEE.

Director's Monthly Report. Director Stokes reported on awards received by ITD staff, the annual leader's workshop, a Division of Human Resources (DHR) employee survey and employee visits throughout the state. Some highlights included for the third time in four years, ITD staff took the national "Top Agency" title in the National Snow and Ice competition held in Colorado. There were over 330 competitors. The DHR conducted a statewide employee engagement survey that had about 50 questions. ITD had an 80% response rate. Some notable ITD responses were 84% of employees agreed that their manager shows a commitment to safety and 70% of employees would recommend ITD to work. As anticipated, only 26% agreed they are paid fairly for the work they do. The legislative Change in Employee Compensation (CEC) Committee is inviting employees to provide testimony either to them directly or through DHR until November 30. Director Stokes concluded by reporting he and his executive team held over 50 employee engagement sessions statewide meeting with leaders, employees and touring various facilities.

In response to Member Watkins' question regarding employee turnover, Director Stokes stated about two years prior it was 17 – 18%, but last year it was 15%. Although there was a slight reduction, he prefers to see it closer to 10%.

Innovate ITD! Program. Chief Innovation Experience Officer Brenda Williams reported ITD's 2024 Best of the Best innovation winners. There were over 600 innovation ideas submitted with 289 implemented saving the department over \$8 million. She highlighted the winning ideas and staff for each of the five categories – Safety, Ideal Workplace, Customer Service, Mobility and Economic Opportunity and Resource Stewardship. This year marks the 10-year anniversary of the Innovate ITD! Program. She shared video highlighting the numerous innovations implemented and outlined next steps for the program, which includes an employee launched incentive base plan that is under development.

Transportation Expansion & Congestion Mitigation 2025 Bond Sale. In follow up to the September board meeting, Bonding Program Manager Eric Staats summarized the projects proposed for inclusion in the 2025 bond sale and reviewed next steps. Some highlights included the proposal focuses on construction – projects upcoming or already in construction. There are six projects ready for advertisement totaling \$319.4 million. The SH-75, McKercher to Broadway Run project is included which allows for eligibility should there be funds available. Also, the SH-16, I-84 System Interchange project is planned to advertise this month prior to the bond sale (it is allowable to do so 90 days prior to a bond sale). There are four projects already bonded in construction totaling \$30.6 million for the bond proposal grand total of \$350 million. It was noted that the ARPA funding as presented last month, was not included in the bonding proposal because the estimated additional funds are lower than anticipated. Should those funds become available, staff has the flexibility to use them. BPM Staats reviewed the bond draw down requirements highlighting the administrative efforts taken at the district level to

track construction payments and forecasting helps in exceeding those requirements. The anticipated bond sale is expected early 2025.

Vice Chair DeLorenzo made a motion, seconded by Member Thompson, and passed unopposed to approve the following resolution:

RES. NO. WHEREAS, the Idaho Transportation Board (ITB) is charged with determining the
ITB24-76 timeframe and scope of improvements for the State Transportation System; and

WHEREAS, Idaho Code § 40-310 directs the ITB to plan, design and develop statewide transportation systems when determined to be in the public interest; and

WHEREAS, Idaho Code § 40-720 established the Transportation Expansion and Congestion Mitigation (TECM) Fund and ability to use the funds for bond debt service, and Idaho Code § 63-3638(16) sets a fixed amount of \$80,000,000 sales tax distribution annually to TECM; and

WHEREAS, the ITB has approved a list of eligible Corridors to define the focus of the TECM expansion program and the advantages of this approach; and

WHEREAS, the Idaho Legislature, through Title 40, Chapter 7 of the Idaho Code, as amended (the "Act"), authorizes the ITB to request the Idaho Housing and Finance Association (IHFA) to issue bonds for financing all aspects of highway projects eligible for TECM funding as recommended and approved by the ITB; and

WHEREAS, there will be prepared a Preliminary Official Statement and related bond documents relating to each series of the bonds and the distribution thereof to potential bond purchasers and the distribution to all actual purchasers of the bonds of a final Official Statement relating to the bonds to be authorized; and

WHEREAS, other bonding documents will also need to be executed setting forth the applicable series of bonds.

NOW THEREFORE BE IT RESOLVED, by the Board as follows:

1. Pursuant to the Act, the ITB approves the Projects referenced and defined below and recommends to IHFA the financing thereof through the issuance of the bonds to fund approximately \$350,000,000 or an amount to fully utilize \$80,000,000 in debt service from the TECM Fund for the project costs listed below that are approximately:

- I-90, SH-41 to US-95 in the amount of \$157,600,000
- SH-16 - System Interchange, Franklin Interchange, and SH-44 Interchange in the amount of \$129,100,000

- SH-55, Farmway to Middleton in the amount of \$16,700,000
- SH-75, McKercher to Broadway Run in the amount of \$16,000,000
- I-84, Burley and Heyburn Interchanges in the amount of \$24,000,000
- I-15, Pocatello to Blackfoot in the amount of \$6,600,000

provided that if savings are determined on one or more projects, such savings may be allocated to any other projects listed above. Further, the said funds are necessary to meet program obligation requirements and are to be used and disbursed in accordance with US Treasury regulations for tax-exempt bonds. In addition, otherwise unobligated moneys are expected to be received and held in the TECM Fund as needed and subject to continuing appropriation to meet the bond debt service obligations. The bonds are to be issued at prevailing market rates of interest.

2. The Chairman and/or Director is hereby authorized and directed, for and in the name and on behalf of the ITB to execute the following bonding documents and any other documents required for the closing of the bonds setting forth the terms of the applicable series of bonds together with such additions or changes in the form thereof as may deem necessary or advisable, such approval to be conclusively evidenced by the execution of said bonding documents as so added to or changed.

Master Financing Agreement
Final Official Statement
Supplemental to Master Financing Agreement
Master Trust Indenture
Series Trust Indenture
Letter of Representations

3. Further, the Board and ITD will keep books and records of all expenditures and will make a reimbursement allocation, which is a written allocation that evidences the use of proceeds of the bonds for Project expenditures no later than 18 months after the later of the date on which the expenditure is paid or the related Project is placed in service or abandoned, but in no event more than three years after the date on which the expenditure is paid. Finally, that this resolution evidences the Board's intent and reasonable expectation under Treas. Reg. Section 1.150-2 (d)(1) to use the proceeds of the bonds to pay certain costs of the Projects and to reimburse the Board and ITD for expenditures for the costs of the Projects paid prior to the issuance of the bonds to the extent permitted by federal tax regulations.

Request to Advertise and Award SH-16/I-84 System Interchange Project. Bonding Program Manager Eric Staats provided an overview of the SH-16/I-84 System Interchange project highlighting its inclusion in the 2025 bond sale and early advertisement. The project is

the final connection on the south end of the new corridor under construction that includes six bridges. BPM Staats reviewed the project advertisement and award schedule in tandem with the 2025 bond sale. Advertisement begins in November 2024 with the anticipation of award in January 2025 to start construction in spring 2025. If there are delays with entering the bond market in January/February, there is a strategy in place to address funding the project.

Vice Chair DeLorenzo made a motion, seconded by Member Bulger, and passed unopposed to approve the following resolution:

RES. NO. WHEREAS, the Idaho Transportation Board is charged with determining the
ITB24-77 timeframe and scope of improvements for the State Transportation System; and

WHEREAS, Idaho Code § 40-310 directs the Idaho Transportation Board to plan, design and develop statewide transportation systems when determined to be in the public interest; and

WHEREAS, the SH-16/I-84 System Interchange project is ready to advertise; and

WHEREAS, advertisement and award of the SH-16/I-84 System Interchange project in 2024/January 2025, prior to the next anticipated bond sale, is advantageous for optimizing construction duration; and

WHEREAS, a 2025 TECM bond sale is being planned and is anticipated to provide funding for construction of the SH-16/I-84 System Interchange project; and

WHEREAS, various other funding sources are being dedicated to the delivery of projects developed by the bonding office, and there are sufficient funds available to pay for construction of the SH-16/I-84 System Interchange project if an unforeseeable event prohibits ITD from selling the final tranche of TECM bonds in 2025; and

WHEREAS, contracts may be awarded on approved projects in advance of bonds being issued based on an evaluation of market risk by the TECM finance team and the ITD Director.

NOW THEREFORE BE IT RESOLVED, that the Board approves advertising and awarding Key Number 23956, SH-16/I-84 System Interchange project in advance of the anticipated 2025 bond sale.

Request to Approve Consultant Agreements. State Design Engineer Monica Crider presented the request for consultant agreement authorization for design and construction engineering and inspection (CE&I) services. The two projects, as shown in the resolution, are SH-55, Farmway Rd. to Middleton Rd., Canyon County by Keller Associates and SH-55, Deinhard/Boystun corridor design, Valley County by Horrocks Engineers. SDE Crider reviewed

the project background and justifications and outlined the requested authorization for each project.

Chairman Moad inquired about the SH-55 and Deinhard St./Boydston Ln. project regarding coordination and potential concerns with the McCall airport. At the conclusion of the meeting, staff provided a project update.

Vice Chair DeLorenzo made a motion, seconded by Member Watkins, and it passed unopposed to approve the following resolution:

RES. NO. ITB24-78 WHEREAS, Board Policy 4001 requires the Idaho Transportation Board (Board) to authorize professional services agreements greater than \$1,000,000 and each subsequent cost increase, work task agreements greater than \$500,000, cumulative work task agreements on a project greater than \$1,500,000, and consultant two-year work task agreement total greater than \$1,500,000; and

WHEREAS, the Idaho Transportation Board has been provided details about each project requesting authorization; and

WHEREAS, funding will be committed to these agreements before they are executed.

NOW THEREFORE BE IT RESOLVED that the Board hereby grants the authority for professional service agreement(s) as noted in the following table:

KEY NUMBER/ SERVICES	PROJECT NAME	DISTRICT	TOTAL PREVIOUS AGREEMENTS	PREVIOUS AUTHORIZATION	THIS AUTHORIZATION REQUEST	TOTAL AUTHORIZATION
22715 ¹ / CE&I	SH-55, Farmway Rd to Middleton Rd, Canyon County	3	-	-	\$2,516,426	\$2,516,426
24360 ¹ / Design	SH-55, Deinhard /Boydston Corridor Design, McCall	3	-	-	\$3,594,479	\$3,594,479

1 Professional Agreements > \$1M

2 Work Task Agreements > \$500K

3 Cumulative Work Task Agreement for project > \$1.5M

4 Consultant Two-year Work Task total > \$1.5M

Annual 80 MPH Interstate Speed Limits Update. Traffic Operations Engineer Kevin Sablan presented the 2024 operations review of the 80 MPH interstate corridors. He provided background and a summary of operations since the implementation in 2014 for each rural area

corridor – I-15, I-84, and I-86. Some highlights included the current observed 85th percentile speeds increased to about 85 MPH on average. Differential speeds between light and heavy vehicles has averaged about a 1 MPH increase. Fatal and serious injury crash rates have remained relatively constant when accounting for volume increases. When compared to national rates, operations along the corridors are comparable if not slightly better. TOE Sablan reviewed specific graphics for each corridor showing speed changes before and after implementation, crash data and annual average daily traffic data. He concluded with highlighting a new research project that will examine commercial motor vehicle (CMV) crashes and main causes. The 12-month \$100,000 study will include countermeasure recommendations to mitigate CMV crashes.

Member Bulger suggested adding the length of the corridors to the graphic data. TOE Sablan state they could incorporate that level of breakdown for next year's annual report.

In response to Member Osborn's question regarding the Idaho State Police's feedback on safety, TOE Sablan replied they have not received any concerns from law enforcement.

Chairman Moad inquired about the potential to raise speed limits once construction projects are completed on I-84 Nampa/Caldwell area. TOE Sablan stated the speed increases are in rural areas and was not sure about statute in respect to urban areas. He will research and provide follow up information.

ITD Annual Administrative Rules Proposed Language. Transportation Policy Specialist Brendan Floyd reviewed ITD's administrative rule changes. Four out of the five were out of the Governor's Zero-Base Regulation that compel agencies to eliminate redundancies and outdated information. Extensive work was done on the proposed rule modification for 39.03.41, Rules Governing Traffic Control Devices, to comply with the federal Manual on Uniform Traffic Control Devices (MUTCD) that was updated in January 2024. Several proposed changes were made to add clarification, guidance, based on pertinence to Idaho or because content was already adequately addressed in either the updated MUTCD or ITD Traffic Manual. TPS Floyd provided a ten-point summary review. The rules were published and currently open for a second round of public comment through October 23.

In response to Chairman Moad's question regarding the MUTCD in respect to roundabouts, Chief Deputy McElhinney stated there is guidance for yield only roundabouts in neighborhoods, but not for state highways. He added; overall, the MUTCD is used as a guide not as a final decision maker.

Road and Street Annual Report Update. Financial Specialist Jenna Spencer provided an overview on ITD's Annual Road and Street Report and outlined changes. Some highlights included local jurisdictions are required to make annual certifications in order to receive Highway User Revenue. In collaboration with the State Controller's Office, the use of OpenGov, the Local Government Registry reporting platform, was made available to local jurisdictions making it easier to make changes. Changes were made detailing sales tax for Leading Idaho

General Funds and for the Payment in Lieu of Taxes reporting section where Locals provide certification. In collaboration with Legislative Services Office, more education is being offered for Locals. Using OpenGov will allow ITD more direct control and flexibility over the report.

ITD FY2024 Annual Report. Content Specialist Mackenzie Stone presented the department's FY24 Annual Report. The four-page report highlights the department's accomplishments in highway investment, project delivery and performance measures. It also outlines the department's total FY24 revenue and expenditures, along with a summary of the TECM bond program. The report captures future goals such as modernizing Idaho's transportation system and addressing workforce challenges. It concludes with time and dollars saved from the nearly 1700 innovations implemented the last ten years.

The Board provided feedback for staff's consideration such as adding the Star Card Program deadline, aging bridges needs, leading the report with the innovation savings metrics, and adding the number of employees and what the department is doing with workforce efforts.

Add US-95 Rock Wall Project to the Approved FY25 – FY31 ITIP. Materials Engineering Manager Sikha Bhusal presented the request to replace an old and failing rock wall with a new soldier pile wall on US-95 at mile post 146.5 between Council and New Meadows. The highway is one of the major commercial routes connecting north and south Idaho. Due to the slope of the pavement, water damage caused pavement cracking and erosion of the wall. Staff is monitoring the cracked pavement. The project will include a new drainage system and guardrail.

In response to Chairman Moad's question regarding the safety of the highway, MEM Bhusal stated staff is actively monitoring the project and will continue to do so while a study is conducted. They anticipate doing the project next spring. CD McElhinney commented as staff monitors the project throughout the winter, they can take emergency steps to repair if needed.

Member Osborn made a motion, seconded by Member Bulger, and passed unopposed to approve the following resolution:

RES. NO. WHEREAS, the Idaho Transportation Board supports the Idaho Transportation
ITB24-79 Department (ITD) mission of safety, mobility, and economic opportunity; and

WHEREAS; the Board is charged with considering the safety and convenience of highway users.

NOW THEREFORE BE IT RESOLVED, that the Board approves adding the US 95 Rock Wall Replacement project to FY25 of the approved FY25-FY31 ITIP at a cost of \$2,000,000.00 using FY25 Federal Aid funding from statewide balancing.

Executive Session on Legal and Personnel Issues. Vice Chair DeLorenzo made a motion to meet in executive session at 10:27 AM to discuss issues as authorized in Idaho Code Section

74-206 (b) and in Idaho Code Section 74-206 (f). Member Thompson seconded the motion and it passed unanimously by roll call vote.

The executive session discussion on legal matters related to highways and department operations.

The Board ended executive session at 11:18 AM.

Administrative settlement over \$200,000. Right of Way Manager Justin Pond presented an administrative settlement for KN23337, Project No. A023(337) US 20/26 Middleton Road to Star Road, Ada and Canyon Counties for Parcel 142.

Vice Chair DeLorenzo made a motion, seconded by Member Osborn, and passed unopposed to approve the following resolution:

RES. NO. WHEREAS, the Idaho Transportation Department is acquiring right-of-way along
ITB24-80 US 20/26, Middleton Road to Star Road, for Project No. A023(337); and

WHEREAS, the Idaho Transportation Department and the property owner have engaged in good faith negotiations; and

WHEREAS, both parties agree that additional payment is justified in order for the Idaho Transportation Department to fairly compensate the property owner of Parcel 142.

NOW THEREFORE BE IT RESOLVED, that the Idaho Transportation Board approves an Administrative Settlement over \$200,000 for the right-of-way acquisition along US 20/26, Middleton Rd. to Star Rd., for Project No. A023(337), KN 23337, Parcel 142.

SH-55 and Deinhard/Boystun Corridor Design Project Update. In response to questions earlier in the meeting regarding coordination with the McCall Airport on the SH-55 and Deinhard/Boystun project, Transportation Program Manager Vince Trimboli provided a project update. A corridor exchange feasibility study is being conducted regarding the exchange of the two routes - SH-55 and Deinhard Street/Boystun Lane. The airport is a significant piece and staff is partnering with aeronautics and FAA. The City of McCall is in support of the exchange.

WHEREUPON, the Idaho Transportation Board adjourned its regular monthly meeting at 11:35 AM.

Read and Approved

_____, 2024

_____, Idaho

WILLIAM H. MOAD, CHAIRMAN
Idaho Transportation Board

BOARD MEETING DATES

2024

December 11 - Boise

2025

January 15 – Boise

April 17 & 18 – Pocatello

July 23 & 24 – CDA

February 19 – Boise

May 14 & 15 – Shoshone

August 20 & 21 – Rigby

March 20 – Boise

June 11 & 12 – Boise

September 17 & 18 - Lewiston

2025																											
January							February							March							April						
S	M	T	W	T	F	S	S	M	T	W	T	F	S	S	M	T	W	T	F	S	S	M	T	W	T	F	S
				X	2	3							1							1							
5	6	7	8	9	10	11	2	3	4	5	6	7	8	9	10	11	12	13	14	15	6	7	8	9	10	11	12
12	13	14	15	16	17	18	9	10	11	12	13	14	15	16	17	18	19	20	21	22	13	14	15	16	17	18	19
19	20	21	22	23	24	25	16	17	18	19	20	21	22	23	24	25	26	27	28	29	20	21	22	23	24	25	26
26	27	28	29	30	31		23	24	25	26	27	28		30	31						27	28	29	30			
May							June							July							August						
S	M	T	W	T	F	S	S	M	T	W	T	F	S	S	M	T	W	T	F	S	S	M	T	W	T	F	S
					1	2	1	2	3	4	5	6	7						X	5						1	2
4	5	6	7	8	9	10	8	9	10	11	12	13	14	6	7	8	9	10	11	12	3	4	5	6	7	8	9
11	12	13	14	15	16	17	15	16	17	18	19	20	21	13	14	15	16	17	18	19	10	11	12	13	14	15	16
18	19	20	21	22	23	24	22	23	24	25	26	27	28	20	21	22	23	24	25	26	17	18	19	20	21	22	23
25	26	27	28	29	30	31	29	30						27	28	29	30	31			24	25	26	27	28	29	30
September							October							November							December						
S	M	T	W	T	F	S	S	M	T	W	T	F	S	S	M	T	W	T	F	S	S	M	T	W	T	F	S
					X	2							1							1							
7	8	9	10	11	12	13	5	6	7	8	9	10	11	2	3	4	5	6	7	8	7	8	9	10	11	12	13
14	15	16	17	18	19	20	12	13	14	15	16	17	18	9	10	11	12	13	14	15	14	15	16	17	18	19	20
21	22	23	24	25	26	27	19	20	21	22	23	24	25	16	17	18	19	20	21	22	21	22	23	24	25	26	27
28	29	30					26	27	28	29	30	31		30							28	29	30	31			

“X” = holiday

“-----” = conflicts such as AASHTO/WASHTO/TRB conferences (or Board/Director conflicts)

LD:mtgsched.docx



IDAHO TRANSPORTATION BOARD

RESOLUTION FOR CONSENT ITEMS

Pages 16 - 30

RES. NO. WHEREAS, consent calendar items are to be routine, non-controversial, self-
ITB explanatory items that can be approved in one motion; and

WHEREAS, Idaho Transportation Board members have the prerogative to
remove items from the consent calendar for questions or discussion.

NOW THEREFORE BE IT RESOLVED, that the Board approves the FY24
certification of receipts and disbursements, 2024-2025 ITD pending
administrative rulemakings, the ITD FY24 Annual Report, and removal of
Chubbuck Canal Trail from FY25 of the FY25-FY31 ITIP.



Board Agenda Item

ITD 2210 (Rev. 12-23)

Meeting Date November 13, 2024

No Presentation: Consent Item ☒ Informational Calendar Item ☐

Presentation: Informational ☐ Action with Resolution ☐ Time Needed: _____

Presenter's Name Robert Swajkoski	Presenter's Title Controller
Preparer's Name Wyatt Haszier	Preparer's Title Financial Specialist, Sr.

Subject

FY24 Certification of Receipts and Disbursements		
Key Number	District	Route Number

Background Information

The attached certification is submitted for Board approval in conformance with the requirements of Section 40-708, Idaho Code. This section states:

I.C. 40-708 (2) "All moneys apportioned to the board, counties or highway districts, and cities from the proceeds from the imposition of tax on fuels and from any tax or fee for the registration or operation of motor vehicles for general highway construction and maintenance, bridge and culvert moneys, shall be accounted for as to the actual expenditure to the state controller, as dedicated funds by a certification of the governing unit receiving, budgeting and expending those dedicated funds."

Recommendations *(Action items require a resolution)*

Approve and sign for FY24 certification.

**STATE OF IDAHO
IDAHO TRANSPORTATION DEPARTMENT
STATE HIGHWAY FUND
CERTIFICATION OF RECEIPTS AND DISBURSEMENTS CASH BASIS
JULY 1, 2023 - JUNE 30, 2024
FISCAL YEAR 2024**

Cash Balance (Beg) - July 1, 2023		\$143,455,900
Receipts		
Transfer From Highway Distribution Account	\$ 250,852,400	
Fuels/Registrations	\$ 76,517,300	
Miscellaneous Receipts	\$ 57,114,700	
Total State Receipts	\$ 384,484,400	
Federal Aid - Formula	\$ 508,386,500	
Transfers In - Ethanol Exemption Elimination	\$ 20,542,000	
Transfers In - Direct Investment Pool	\$ -	
City & County Contributions	\$ 15,357,100	
Total Receipts		\$ 928,770,000
Disbursements		
Expenditures - Fund 0260 State Highway Account	\$ 873,070,400	
Transfers Out - To Long Term Investment Fund	\$ 5,798,600	
Transfers Out - Garvee Debt Service Fund - Federal	\$ 58,517,900	
Transfers Out - Garvee Debt Service Fund - State	\$ -	
Total Disbursements		\$ 937,386,900
Net Change in Cash Balance		\$ (8,533,400)
Cash Balance (End) - June 30, 2024		<u>\$ 134,922,500</u>

Prepared By:

Certified:

Robert Swajkoski, Controller
Idaho Transportation Department

Bill Moad, Chairman
Idaho Transportation Board



Board Agenda Item

ITD 2210 (Rev. 12-23)

Meeting Date 11/13/24

No Presentation: Consent Item ☒ Informational Calendar Item ☐

Presentation: Informational ☐ Action with Resolution ☐ Time Needed: _____

Presenter's Name Brendan Floyd	Presenter's Title Transportation Policy Specialist
Preparer's Name Brendan Floyd	Preparer's Title Transportation Policy Specialist

Subject

2024-25 ITD Zero-Based Regulation Pending Administrative Rulemakings

Key Number	District	Route Number
------------	----------	--------------

Background Information

This consent item approves the department's administrative rules review under Governor Little's Zero-Based Regulation (Executive Order 2020-01) as pending rules to be presented during the 2025 legislative session, with the publication in the December Edition of the Idaho Administrative Bulletin.

The rules scheduled for review this year and presentation to the 2025 Legislature include:

- 39.02.03 - Rules Governing Vehicle Dealer's Principal Place of Business and Claims to the Idaho Consumer Asset Recovery Fund
- 39.02.75 - Rules Governing Names on Drivers' Licenses and Identification Cards
- 39.03.41 - Rules Governing Traffic Control Devices
- 39.03.60 - Rules Governing Outdoor Advertising, Accident Memorials, and Other Official Signs
- 39.03.65 - Rules Governing Traffic Minute Entries

The department held two separate negotiated rulemaking meetings covering modifications to these rules. No comments or suggested modifications were given.

The rules were published as "Proposed" in the October Administrative Bulletin and were open for a second round of public comments, running October 2nd through October 23rd, 2024. No comments were received. The pending rule text is the same as the proposed rule text.

The changes reflected in the rule drafts are supported by the Division of Financial Management (DFM) within the Governor's Office. Modifications are predominantly focused on non-substantive changes, consolidations, and removing restrictions and redundancies with Idaho Code.

Recommendations *(Action items require a resolution)*

Recommend the Board's approval of the department's proposed administrative rules as pending rules.



Board Agenda Item

ITD 2210 (Rev. 12-23)

Meeting Date November 13, 2024

No Presentation: Consent Item ☒ Informational Calendar Item ☐

Presentation: Informational ☐ Action with Resolution ☐ Time Needed: _____

Presenter's Name Mackenzie Stone	Presenter's Title Content Specialist
Preparer's Name Mackenzie Stone	Preparer's Title Content Specialist

Subject

Idaho Transportation Department FY2024 Annual Report		
Key Number	District	Route Number

Background Information

Section 40-316, Idaho Code, requires the Idaho Transportation Board to submit, in writing to the Governor, an annual report on the financial condition and management of the Idaho Transportation Department.

Attached you will find this year's final Fiscal Year 2024 Annual Report. Edits were made based on Board comments last month.

The attached report is simplified into four pages:

Page 1: Project advancement and current investment levels
Delivering on mission and featuring a challenging year for ITD maintenance crews

Page 2: Performance Measures

Page 3: Details financial information from FY24

Page 4: Provides an outlook on what ITD is focusing on into the future, including anticipated risks and challenges

Recommendations *(Action items require a resolution)*

This is a consent item seeking approval from the Board.

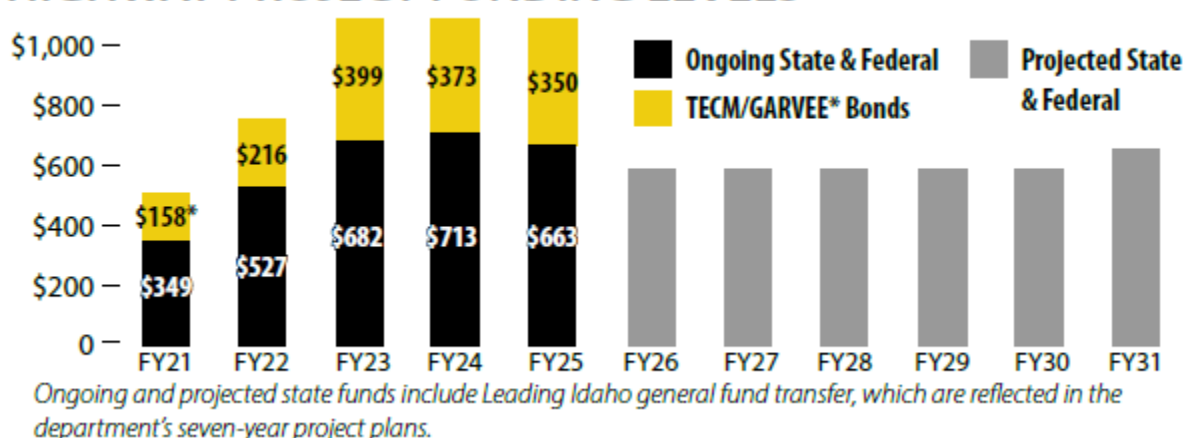
Edits to Final Draft of FY24 Annual Report 11/13/2024

Page 1:

Add note to bar graph: **Ongoing and projected state funds include Leading Idaho general fund transfer, which are reflected in the department's seven-year project plans.**

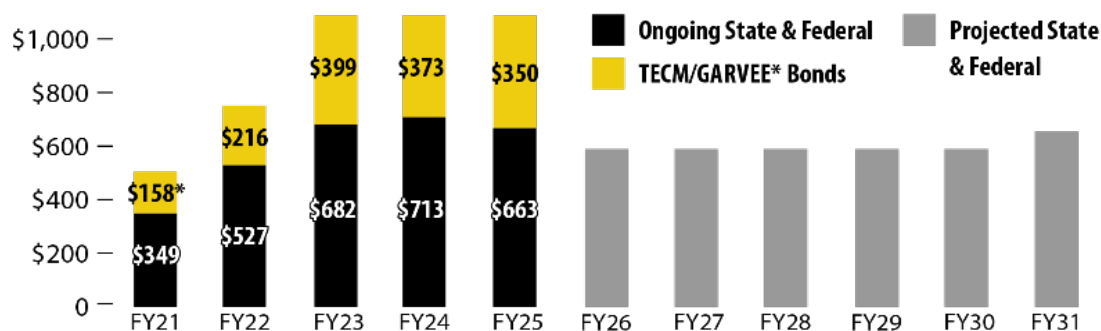
NEW:

HIGHWAY PROJECT FUNDING LEVELS



OLD:

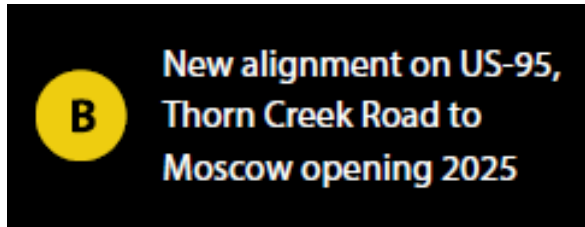
HIGHWAY PROJECT FUNDING LEVELS



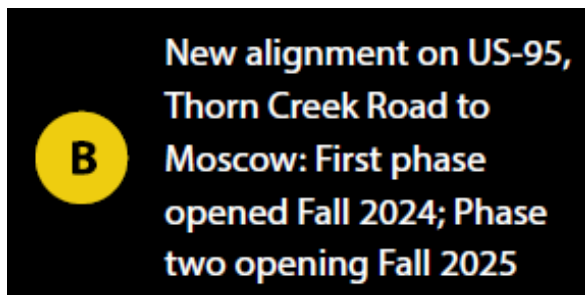
Page 2:

Change text: New alignment on US-95 Thorn Creek Road to Moscow opening 2025

NEW:



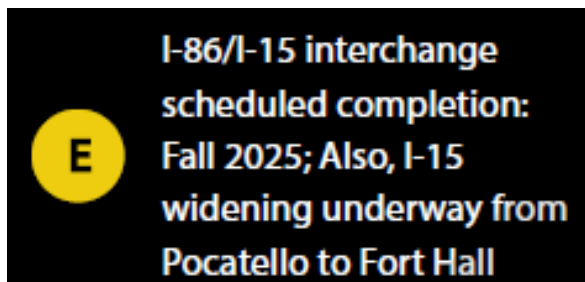
OLD:



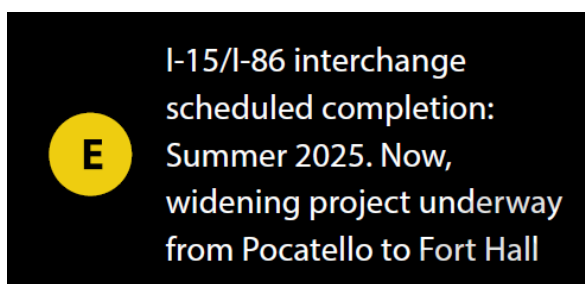
Page 2:

Change text: I-86/I-15 interchange scheduled completion: Fall 2025; Also, I-15 widening underway from Pocatello to Fort Hall

NEW:



OLD:

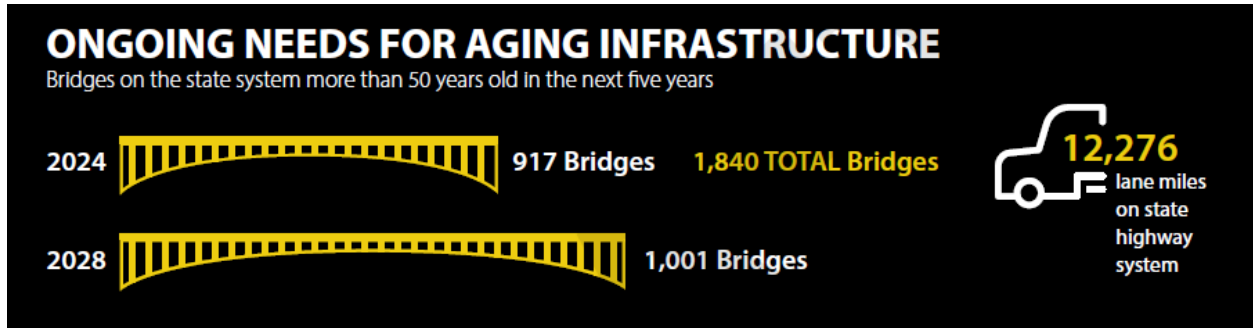


Page 2:


Update title: **ONGOING NEEDS FOR** AGING INFRASTRUCTURE

Add infographic: 12,276 lane miles on state highway system

NEW:



OLD:



Page 3:

Round decimals on estimated TECM Bond Program numbers (FY25-27): **\$350; \$1,337; \$474; \$844**

NEW:

	FY22	FY23	FY24	FY25**	FY26**	FY27**	FY28**
Funds Received from Bond Sale	\$ 216.0	\$ 398.6	\$ 372.0	\$ 350	-	-	-
Cumulative		\$ 614.6	\$ 986.6*	\$ 1,337	-	-	-
Bond Proceed Expenditures	\$ 5.6	\$ 118.6	\$ 245.4	\$ 474	\$ 320	\$ 138	\$ 34
Cumulative		\$ 124.2	\$ 369.6	\$ 844	\$ 1,164	\$ 1,302	\$ 1,337

OLD:

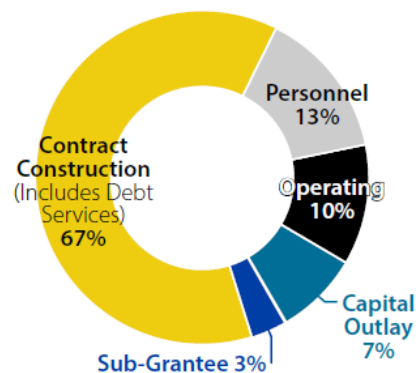
	FY22	FY23	FY24	FY25**	FY26**	FY27**	FY28**
Funds Received from Bond Sale	\$ 216.0	\$ 398.6	\$ 372.0	\$ 350.0	-	-	-
Cumulative		\$ 614.6	\$ 986.6*	\$ 1,336.6	-	-	-
Bond Proceed Expenditures	\$ 5.6	\$ 118.6	\$ 245.4	\$ 474.1	\$ 320	\$ 138	\$ 34
Cumulative		\$ 124.2	\$ 369.6	\$ 843.7	\$ 1,164	\$ 1,302	\$ 1,336

Page 3:

Update percentages to include TECM and SIPF funds: **67%** Contract Construction; **13%** Personnel; **10%** Operating; **7%** Capital Outlay; **3%** Sub-Grantee

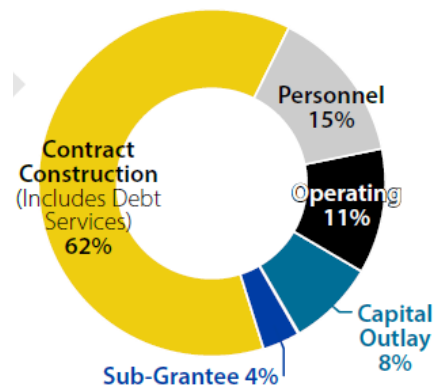
NEW:

EXPENDITURES BY TYPE



OLD:

EXPENDITURES BY TYPE



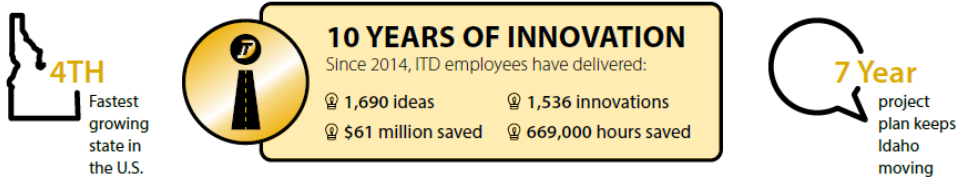
Page 4:

Move infographics from bottom to top (increase visibility of Innovate ITD!)

NEW:

FORWARD FOCUS

ITD invests with purpose to deliver innovative solutions for Idaho communities



We deliver **Safety, Mobility and Economic Opportunity**. As ITD prepares for the challenges ahead, we:

- **Invest with Purpose** to modernize Idaho's transportation system. Recent investments have advanced critical projects and provided statewide benefits. However, many unmet needs remain.
- **Listen to Communities** and their ideas for safety and capacity improvements in a growing state. We balance expansion and preservation of the current infrastructure. It's a year-round job.
- **Serve Idaho** with a smart approach to projects that may take multiple years and last for generations.
- **Value our 1,645 Employees**, their safety and fostering a rewarding workplace experience with benefits.
- **Commit to the Challenge:** Retention of a talented workforce is key to our ongoing success.
- Continue our **Innovative Culture** to meet high expectations of the traveling public and **Enhance Quality of Life in Idaho**.

OLD:

FORWARD FOCUS

ITD invests with purpose to deliver innovative solutions for Idaho communities

We deliver **Safety, Mobility and Economic Opportunity**. As ITD prepares for the challenges ahead, we:

- **Invest with Purpose** to modernize Idaho's transportation system and address workforce challenges.
- **Listen to Communities** and their ideas for safety and capacity improvements in a growing state. We balance expansion and preservation of the current infrastructure. It's a year-round job.
- **Serve Idaho** with a smart approach to projects that may take multiple years and last for generations.
- **Value our Employees**, their safety and fostering a rewarding workplace experience with benefits.
- **Commit to the Challenge:** Retention of a talented workforce is key to our ongoing success.
- Continue our **Innovative Culture** to meet high expectations of the traveling public and **Enhance Quality of Life in Idaho**.



Page 4:

Change text: Invest with Purpose to modernize Idaho's transportation system. Recent investments have advanced critical projects and provided statewide benefits. However, many unmet needs remain.

NEW:

We deliver **Safety, Mobility and Economic Opportunity**. As ITD prepares for the challenges ahead, we:

- **Invest with Purpose** to modernize Idaho's transportation system. Recent investments have advanced critical projects and provided statewide benefits. However, many unmet needs remain.

OLD:

We deliver **Safety, Mobility and Economic Opportunity**. As ITD prepares for the challenges ahead, we:

- **Invest with Purpose** to modernize Idaho's transportation system and address workforce challenges.

Page 4:

Change text: Value our 1,645 Employees, their safety and fostering a rewarding workplace experience with benefits.

NEW:

- **Value our 1,645 Employees**, their safety and fostering a rewarding workplace experience with benefits.

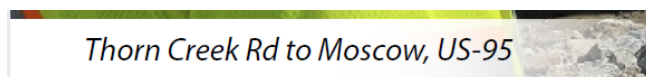
OLD:

- **Value our Employees**, their safety and fostering a rewarding workplace experience with benefits.

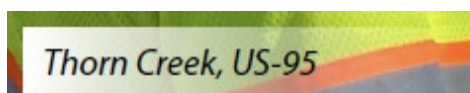
Page 4:

Update photo caption: Thorn Creek Rd to Moscow, US-95

NEW:



OLD:





IDAHO TRANSPORTATION DEPARTMENT

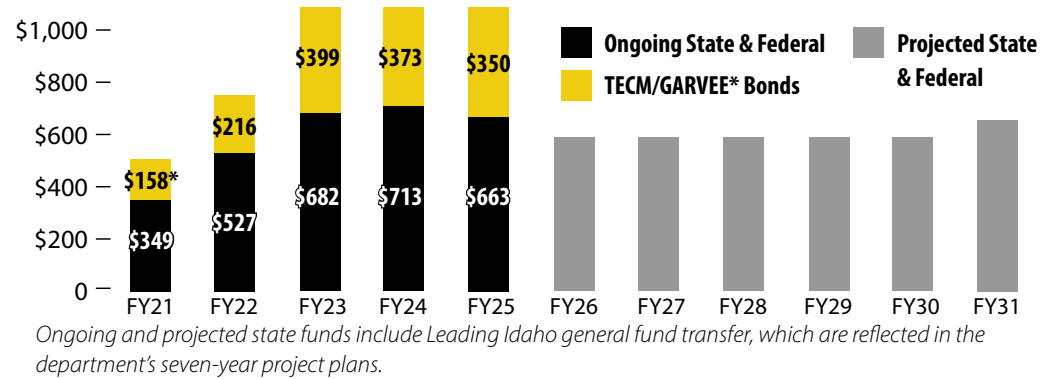
FISCAL YEAR 2024 ANNUAL REPORT

HISTORIC INVESTMENT MODERNIZES A GROWING IDAHO

Idaho's recent investment levels – brought forth by Governor Little and the Idaho Legislature – are critical to projects that enhance safety, mobility and sustain Idaho's strong economy.

Historic funding investments have allowed ITD to begin work in several crucial corridors and make substantial highway improvements with record delivery. This work saves lives and enhances efficient movement of goods. With an anticipated FY25 bond sale for the Transportation Expansion and Congestion Mitigation (TECM) program of \$350 million, all bonding capacity will be utilized at approximately \$1.3 billion.

HIGHWAY PROJECT FUNDING LEVELS



We celebrate 50 years of ITD this year. Idaho has changed in many ways with triple the population since 1974 and a higher demand on the transportation system. What remains the same is our commitment to enhance quality of life in Idaho.

When we look back 50 years, travelers were making their first trips on the new interstate system. Major bridges – like Perrine and White Bird – were under construction. ITD was building infrastructure for the future, and these are the roads and bridges that we use today.

Much like Idahoans themselves, our roads and bridges are resilient. At ITD, we take care of our communities by maintaining the current infrastructure and building a transportation system for the next 50 years.

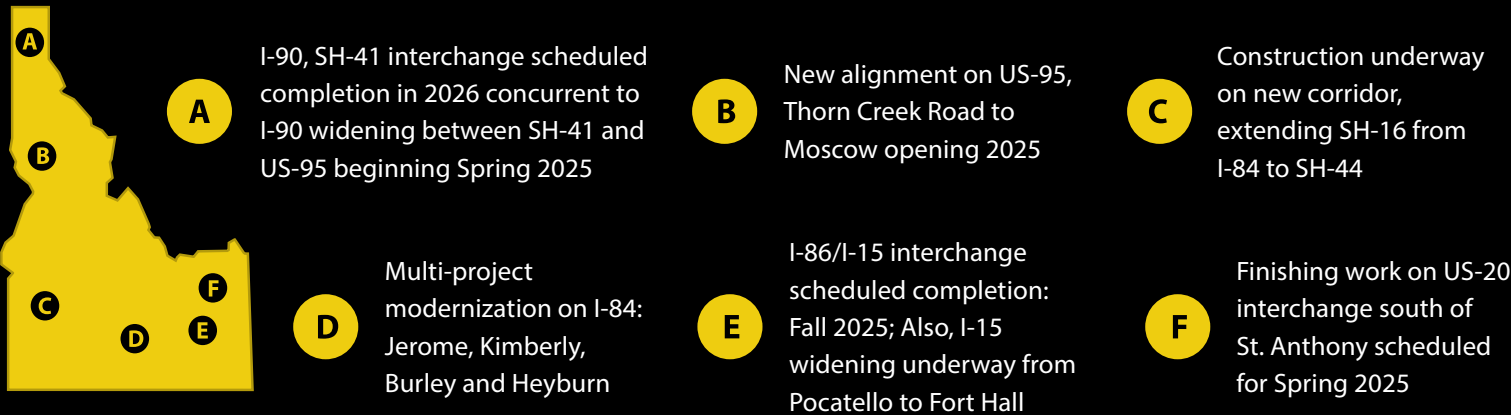
OUR MISSION: YOUR *Safety* ◯ ◯ ◯ ▷ YOUR *Mobility* ◯ ◯ ◯ ▷ YOUR *Economic Opportunity*

Idaho's natural environment was challenging this year as ITD maintenance crews worked with our partners and communities to combat landslides, wildfires, quagga mussels and winter driving conditions.



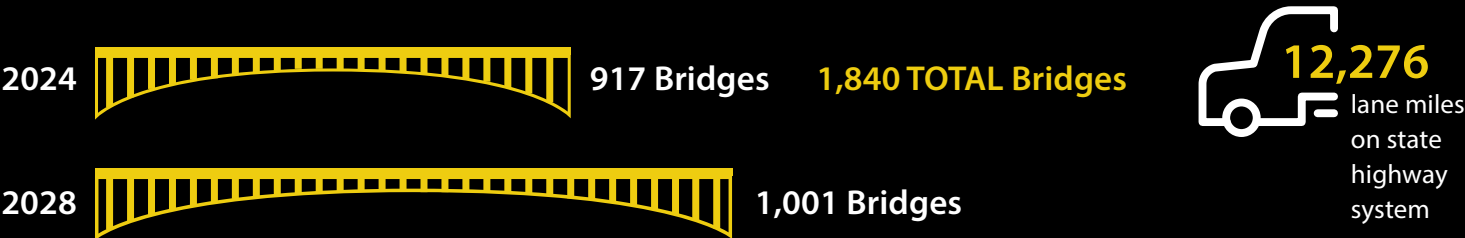
OUR PROGRESS: TIMELY DELIVERY AND RESULTS

INFRASTRUCTURE PROJECTS ADVANCE



ONGOING NEEDS FOR AGING INFRASTRUCTURE

Bridges on the state system more than 50 years old in the next five years

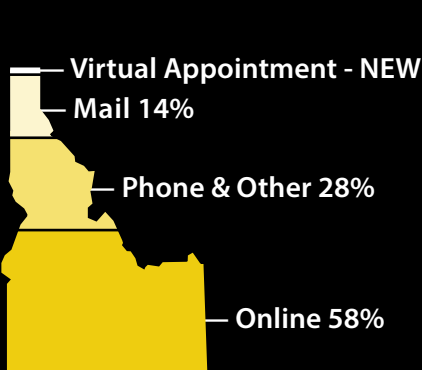


PERFORMANCE MEASURES



DMV: SKIP THE TRIP

1.5 Million Transactions in FY24




FIVE YEAR GROWTH

	Idaho Population	Licensed Drivers	Annual Miles Driven ¹
	6.5%	10.9%	9%
2024	1.96 Million	1.42 Million	19.68 Billion
2020	1.84 Million	1.28 Million	18.06 Billion

1) Traffic reflects prior year traffic volumes on entire system, local and state.

For more information, scan the QR code.




itd.idaho.gov

FINANCIAL INFORMATION

FUNDS RECEIVED (millions)	FY21	FY22	FY23	FY24
Federal (Reimbursements)	\$ 399.1	\$ 370.0	\$ 386.7	\$ 508.6 ¹
State (Highways & Aero Funds)	\$ 383.9	\$ 388.4	\$ 427.3	\$ 415.3
Local	\$ 8.5	\$ 8.8	\$ 7.5	\$ 12.3
SIPF ² (Strategic Initiatives Program Fund, excludes local share)	\$ 73.1	\$ 18.3	\$ 123.9	\$ 191.4
TECM ³ (Transportation Expansion & Congestion Mitigation)	\$ 24.4	\$ 180.6	\$ 90.2	\$ 92.3
Total	\$ 889.0	\$ 966.1	\$ 1,035.6	\$ 1,219.9

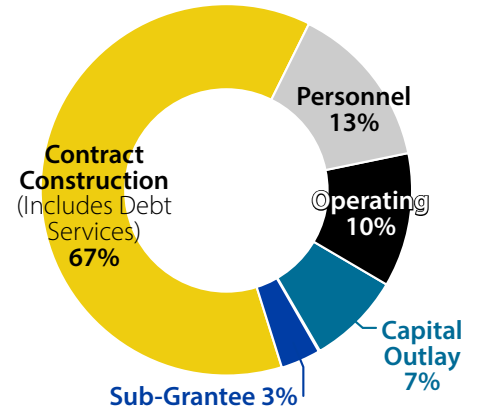
1. Increased federal reimbursements based on increased payouts on federally funded projects.
2. ITD's share of "Leading Idaho" initiative (FY23 and FY24).
3. Ongoing \$80M (HB 772) and one-time \$100M (HB 787) in FY22 was a General Fund cash transfer to reduce the amount of the 1st TECM Bond sale.



EXPENDITURES (millions)		FY21	FY22	FY23	FY24
Operations	Highways	\$ 211.2	\$ 209.1	\$ 227.5	\$ 270.9 ⁴
	DMV	\$ 30.2	\$ 29.7	\$ 30.7	\$ 29.5
	Admin	\$ 26.8	\$ 29.1	\$ 28.1	\$ 30.0
	Facilities	\$ 2.5	\$ 5.3	\$ 7.8	\$ 25.9 ⁵
	Aero	\$ 3.0	\$ 2.7	\$ 10.0	\$ 7.6
	Total	\$ 273.7	\$ 275.9	\$ 304.1	\$ 363.9
Construction	State	\$ 401.5	\$ 369.9	\$ 429.8	\$ 543.8
	TECM	\$ 36.0	\$ 25.7	\$ 57.4	\$ 31.5
	SIPF	\$ 16.7	\$ 8.1	\$ 58.8	\$ 109.9
	Total	\$ 454.2	\$ 403.7	\$ 546.0	\$ 685.2
Ops and Const Total		\$ 727.9	\$ 679.6	\$ 850.1	\$ 1,049.1
Debt Service	GARVEE ⁶ Fed	\$ 57.6	\$ 60.5	\$ 105.7	\$ 11.5
	GARVEE ⁶ State	\$ 4.0	\$ 22.7	\$ 5.3	\$ 4.5
	TECM	-	\$ 1.6	\$ 20.0	\$ 35.1
Total Expenditures		\$ 789.5	\$ 764.4	\$ 981.1	\$ 1,100.2

4. Increased payouts: sub-grantee payments, road equipment purchases, personnel costs due to lower vacancies, road materials and fuel costs.
5. Increased payouts on new and remodel projects as program stewards 600+ facilities.
6. FY23 GARVEE debt service of \$111M includes the FY24 July debt service payment. FY24 GARVEE debt service of \$16M is lower because of the pre-payment in FY23.

EXPENDITURES BY TYPE

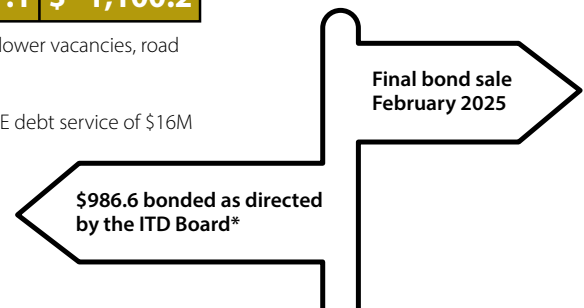


TECM BOND PROGRAM

FY22-FY28 (in millions)



	FY22	FY23	FY24	FY25**	FY26**	FY27**	FY28**
Funds Received from Bond Sale	\$ 216.0	\$ 398.6	\$ 372.0	\$ 350	-	-	-
Cumulative		\$ 614.6	\$ 986.6*	\$ 1,337	-	-	-
Bond Proceed Expenditures	\$ 5.6	\$ 118.6	\$ 245.4	\$ 474	\$ 320	\$ 138	\$ 34
Cumulative		\$ 124.2	\$ 369.6	\$ 844	\$ 1,164	\$ 1,302	\$ 1,337

** Estimated values



FORWARD FOCUS

ITD invests with purpose to deliver innovative solutions for Idaho communities



10 YEARS OF INNOVATION
Since 2014, ITD employees have delivered:

💡 1,690 ideas	💡 1,536 innovations
💡 \$61 million saved	💡 669,000 hours saved



We deliver **Safety, Mobility and Economic Opportunity**. As ITD prepares for the challenges ahead, we:

- **Invest with Purpose** to modernize Idaho's transportation system. Recent investments have advanced critical projects and provided statewide benefits. However, many unmet needs remain.
- **Listen to Communities** and their ideas for safety and capacity improvements in a growing state. We balance expansion and preservation of the current infrastructure. It's a year-round job.
- **Serve Idaho** with a smart approach to projects that may take multiple years and last for generations.
- **Value our 1,645 Employees**, their safety and fostering a rewarding workplace experience with benefits.
- **Commit to the Challenge**: Retention of a talented workforce is key to our ongoing success.
- Continue our **Innovative Culture** to meet high expectations of the traveling public and **Enhance Quality of Life in Idaho**.





Board Agenda Item

ITD 2210 (Rev. 12-23)

Meeting Date November 13, 2024

No Presentation: Consent Item ☒ Informational Calendar Item ☐

Presentation: Informational ☐ Action with Resolution ☐ Time Needed: _____

Presenter's Name Colleen Wonacott	Presenter's Title Program Control Manager
Preparer's Name Laila Kral, PE	Preparer's Title LHTAC Administrator

Subject

Removal of Chubbuck Canal Trail; Philbin to Hawthorne, Project from FY25 in the FY25-31 ITIP		
Key Number 23906	District 5	Route Number LOCAL

Background Information

This board item requests the removal of **Chubbuck Canal Trail; Philbin to Hawthorne, City of Chubbuck** per policy 5011 *Idaho Transportation Investment Program* (ITIP).

LHTAC requests that **Chubbuck Canal Trail; Philbin to Hawthorne, City of Chubbuck** (Key# 23906) be removed from the TAP due to insufficient right-of-way. The program guidelines require that the local sponsor has ownership or easements in place prior to applying for funds. In the design process of this project, it was revealed that the right-of-way requirement was not met, and the application should not have been awarded. The attached letter with the local sponsor's approval outlines the federal-aid repayment plan for federal funds expended to date. LHTAC proposes to reallocate construction funds totaling \$448,000 in FY2025 to FY2025 TAP projects yet to be determined. LHTAC would prioritize advancing projects or covering construction costs with the available funds as needs are identified.

Staff requests the following program adjustments be made to the FY2025 TAP program and the approved FY25-31 ITIP be amended accordingly.

Key	Project	FY 2025	Action
23906	Chubbuck Canal Trail; Philbin to Hawthorne, City of Chubbuck	-\$448,000	Remove
FY2025	Reallocate TAP Project Funds	+\$448,000	Increase
		\$0	

Recommendations *(Action items require a resolution)*

Approve the removal of **Chubbuck Canal Trail; Philbin to Hawthorne, City of Chubbuck** (Key# 23906) project from the ITIP at a cost of \$448,000 from FY2025 and authorize staff to adjust the approved FY25-31 ITIP accordingly.

**Local Highway Technical
Assistance Council**

3330 Grace Street
Boise, Idaho 83703
Phone 208.344.0565
Fax 208.344.0789
www.lhtac.org



Kari Peterson
Chair
Kevin Renfrow
Vice Chair
Todd Smith
Secretary/Treasurer
Laila Kral, P.E.
Administrator

October 22, 2024

Kevin B. England, Mayor
City of Chubbuck
290 E Linden Ave
Chubbuck, ID 83202

Dear Mayor England,

The City of Chubbuck applied for a Transportation Alternatives Program (TAP) project along the Chubbuck Canal trail in January 2022. The proposed shared use path would run from Miller Park in the west to Hawthorne Rd in the east. Right-of-way ownership along this alignment changes from rural parcels to a platted subdivision. Additionally, the Fort Hall Irrigation District (FHID) has an easement along the canal. In the TAP application the City had coordinated with FHID who was in agreement with constructing a shared use path.

TAP projects require the applicant certify that all necessary right-of-way (ROW) is currently available to construct the proposed project. This requirement is intended to make project delivery from design to construction as fast as possible. ROW acquisition can take a year or more and introduces significant uncertainty into the project delivery schedule. As one of the few programs that funds pedestrian improvements, the demand for TAP projects across the State is very high.

The FHID has an easement for maintenance and operation along the canal. LHTAC believes that constructing a shared use pathway along the canal is a new use that FHID does not have the right to authorize. Any additional use, such as a shared use path, would require a new or updated easement. Along the platted subdivision portion of the alignment, there are approximately 53 lots with each lot's ownership extending to the centerline of the canal. The time and resources needed to resolve the ROW are not available on TAP projects.

The purpose of the Chubbuck Canal Trail project fits very well into the intent of the TAP. Hopefully the City is able to acquire the ROW and/or easements and reapply for the project. We agree the residents of Chubbuck would be well served with an alternative route and additional outdoor recreation opportunities.

30A

Association of Idaho Cities

Mayor Robert (BJ) Berlin
City of Roberts

Mayor Kari Peterson
City of Fruitland

Mayor Rod Plank
City of Kellogg

Idaho Association of Highway Districts

Commissioner Kevin Renfrow
South Latah Highway District

Commissioner Neal Gier
Buhl Highway District

Commissioner Gilbert Hofmeister
Power County Highway District

Idaho Association of Counties

Commissioner Phil Lampert
Benewah County

Commissioner Mark Rekow
Gem County

Commissioner Todd Smith
Madison County

Ex-Officio Members

Kelley Packer, Executive Director
Association of Idaho Cities

Nick Veldhouse, Executive Director
Idaho Association of Highway Districts

Seth Grigg, Executive Director
Idaho Association of Counties




LHTAC will submit a request to ITD to have this project removed from the State's Transportation Improvement Plan (STIP). Any charges incurred on the project to date will be absorbed by LHTAC and the City's local match deposit will be refunded once the project is closed. Please sign and return this letter to acknowledge the removal of this project from the STIP.

Please sign in the space provided below acknowledging receipt of this letter. If you have any additional question, please let LHTAC know.

Sincerely,

Signed

Amanda LaMott, PE
LHTAC TAP Administrator



Kevin B. England, Mayor
City of Chubbuck



Board Agenda Item

ITD 2210 (Rev. 12-23)

Meeting Date November 13, 2024

No Presentation: Consent Item ☐ Informational Calendar Item ☒

Presentation: Informational ☐ Action with Resolution ☐ Time Needed: _____

Presenter's Name David B. Kuisti P.E.	Presenter's Title Chief Engineer
Preparer's Name Monica Crider P.E.	Preparer's Title State Design Engineer

Subject

Contract Awards and Advertisements		
Key Number	District	Route Number

Background Information

INFORMATION

The following table summarizes the contracts bid since the start of the fiscal year by jurisdiction, along with those requiring Board approval to award and Board approval to reject.

The attached chart only shows the ITD State Infrastructure Projects listed by Summary of Cost and Summary of Contract Count.

NOTE:

The table below shows year to date summaries for both ITD and Local contracts bid. These ITD Contracts and the ITD project numbers do not match as there are times that multiple projects are companioned and bid and awarded as one contract.

Year to Date Bid Summary 10/01/24 to 10/31/24					
Contracts Bid		Contracts Requiring Board Approval to Award		Contracts Requiring Board Approval to Reject	
ITD	Local	ITD	Local	ITD	Local
4	2	0	0	0	0

RECENT ACTIONS

In accordance with board policy 4001, Staff has initiated or completed action to award the contracts listed on the attached report.

The following table summarizes the Contracts awarded (requiring no Board action) since the last Board Agenda Report.

Contracts Requiring no action from the Board 10/01/24 to 10/31/24	
ITD	Local
4	2

FUTURE ACTIONS

The Current Advertisement Report is attached.

Recommendations *(Action items require a resolution)*

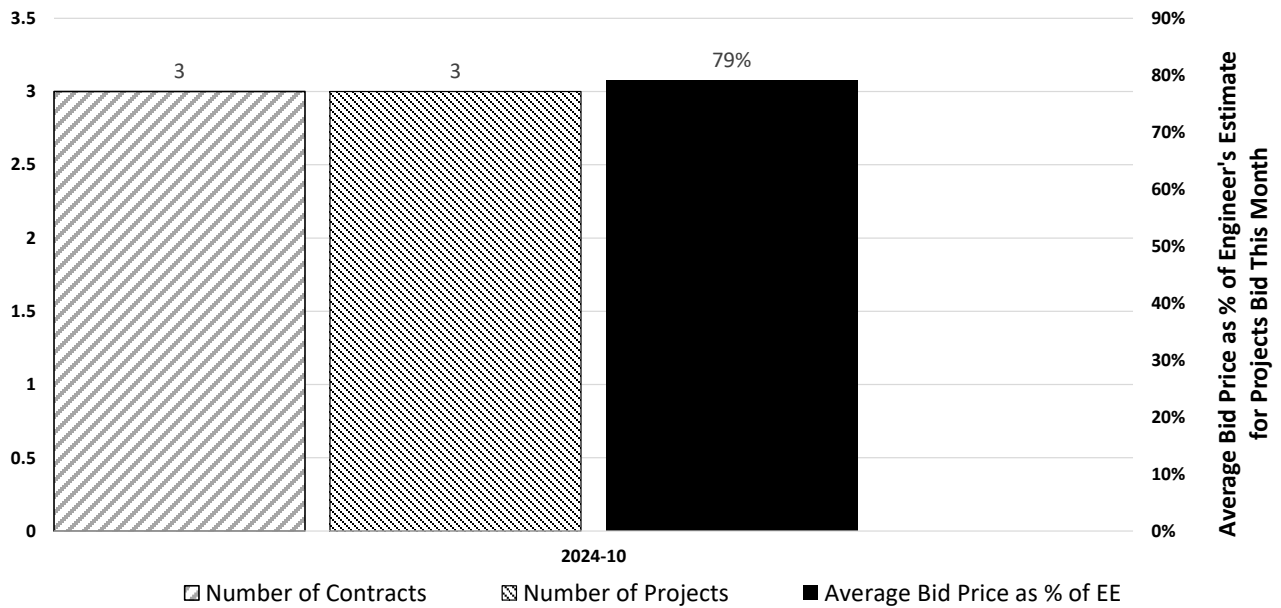
For Information Only.

FFY25 State Infrastructure Project Bid Results: YTD Summary By Cost

3 Projects YTD through October 31, 2024

YTD Total for all 3 projects:

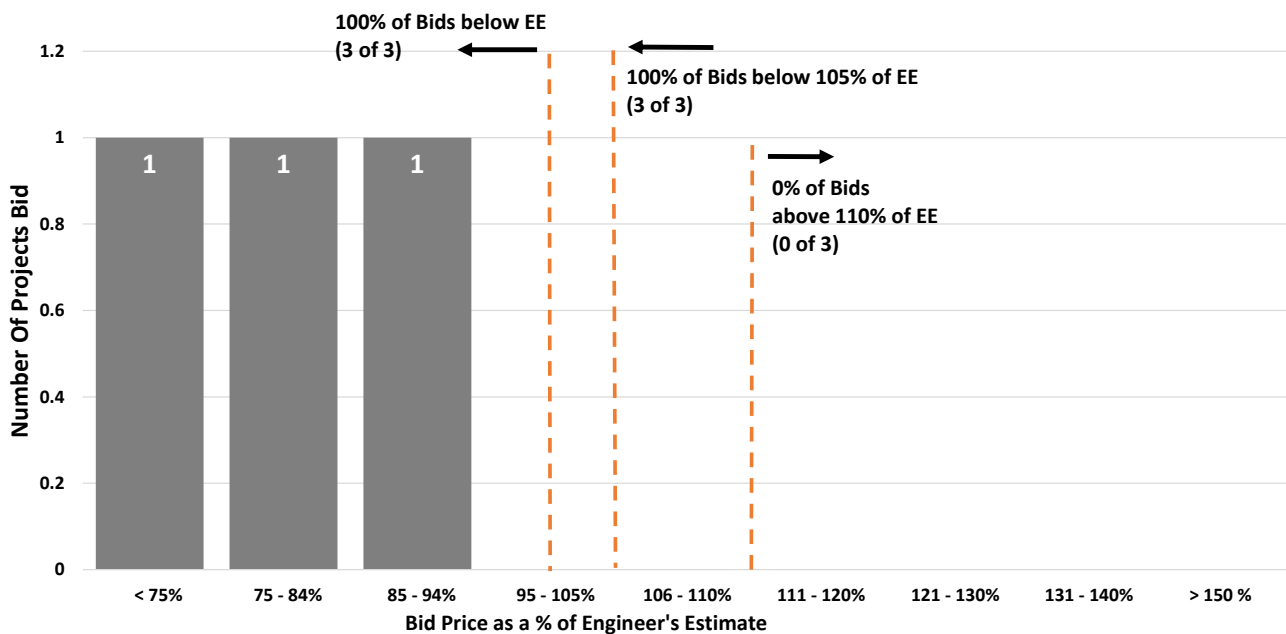
Ratio of Bid Costs / Engineer's Estimates = \$113.0M / \$143.0M = 79%



Notes: 1) Local and SIA Projects are not included 2) Contracts may have multiple Projects

FFY25 State Infrastructure Project Bid Results: YTD Summary By Project Count

3 Projects YTD through October 31, 2024



Note: Local and SIA Projects are not included

Monthly Status Report to the Board

PROJECTS BID BY STAFF SINCE LAST BOARD MEETING

District	Key No.	Route	Opening Date	No. of Bids Received	Eng. Est.	Low Bid	Net +/- % of EE
3	22715	SH-55	10/1/2024	3	\$119,260,071.03	\$96,143,241.00	(\$23,116,830.03) 81%
SH-55, Farmway Road to Middleton Road Contractor: Knife River Corporation- Mountain West					Federal		

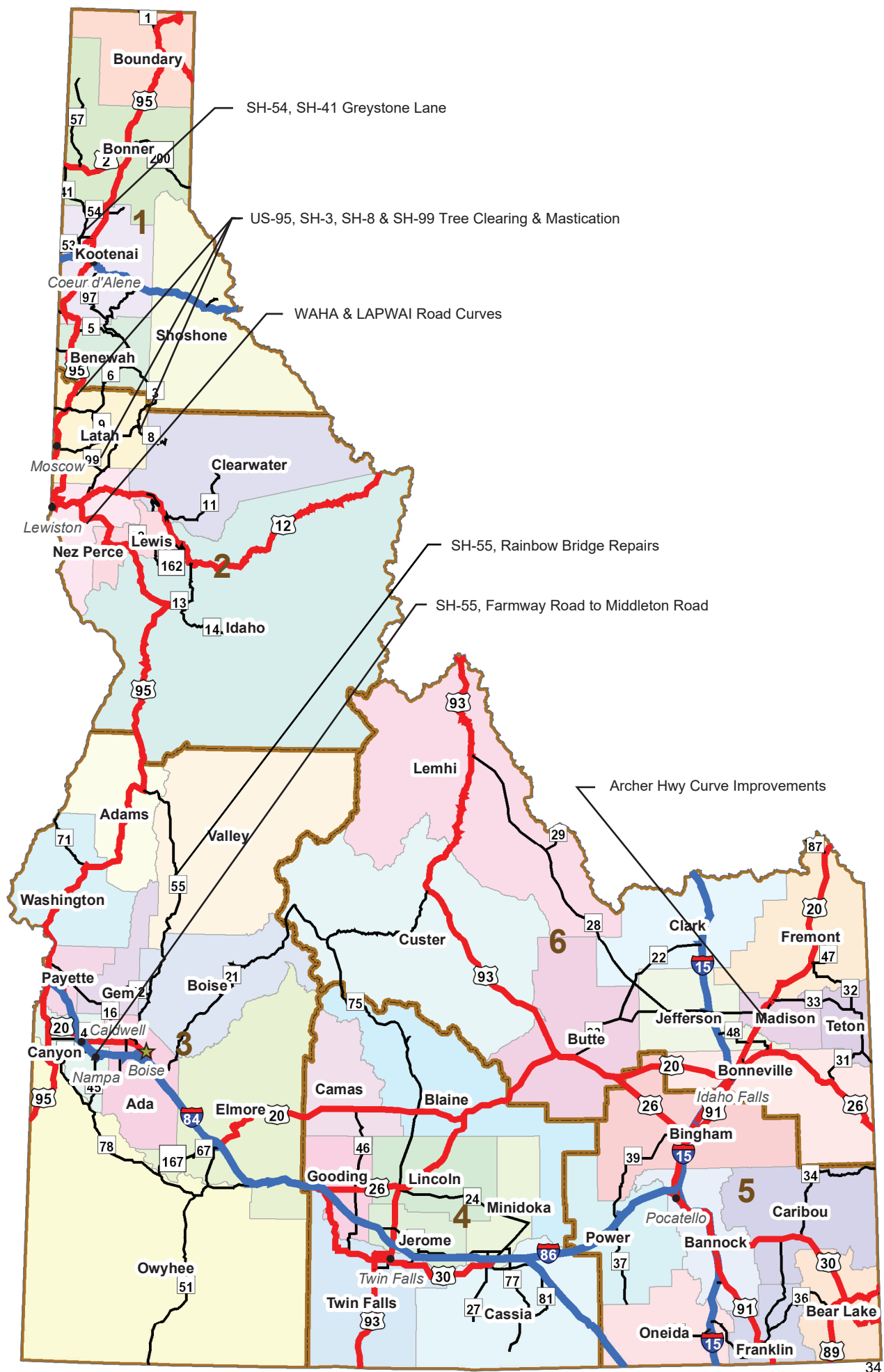
District	Key No.	Route	Opening Date	No. of Bids Received	Eng. Est.	Low Bid	Net +/- % of EE
LHTAC(2)	23290	OFF SYS	10/8/2024	6	\$1,082,718.68	\$764,107.00	(\$318,611.68) 71%
WAHA & LAPWAI Road Curves Contractor: ASCORP Inc. DBA Debco Construction					Federal		

District	Key No.	Route	Opening Date	No. of Bids Received	Eng. Est.	Low Bid	Net +/- % of EE
1	22770	SH-54 & SH-41	10/22/2024	6	\$20,885,193.41	\$14,381,138.38	(\$6,504,055.03) 69%
SH-54, SH-41 to Greystone Lane Contractor: Scarsella Brothers Inc					Federal		

District	Key No.	Route	Opening Date	No. of Bids Received	Eng. Est.	Low Bid	Net +/- % of EE
LHTAC(6)	23300	OFF SYS	10/22/2024	3	\$748,000.00	\$649,788.00	(\$98,212.00) 87%
Archer Hwy Curve Improvements Contractor: H-K Contrcators Inc					Federal		

District	Key No.	Route	Opening Date	No. of Bids Received	Estimate Quantity	Fixed Price	Quantity Bid
2	24255b SIA	US-95, SH-3, SH-8 & SH-99	10/22/2024	0	250 HRS	\$250,000.00	566 HRS
US-95, SH-3, SH-8 & SH-99 Tree Clearing and Mastication Contractor:					State		

District	Key No.	Route	Opening Date	No. of Bids Received	Eng. Est.	Low Bid	Net +/- % of EE
3	21969	SH-55	10/29/2024	3	\$2,881,917.39	\$2,498,622.00	(\$383,295.39) 87%
SH-55, Rainbow Bridge Repairs Contractor: N.A. Degerstrom Inc					Federal		



Monthly Contract Advertisement As of 10-31-2024

District	Key No.	Route	Bid Opening Date
LHTAC(1)	12310	OFF SYS	11/5/2024
Ramsey Road; Wyoming Avenue to Lancaster Road, Hayden			
\$5,000,000 to \$10,000,000			

District	Key No.	Route	Bid Opening Date
2	19822	US-95	11/5/2024
US-95, Ferdinand NB Passing Lane			
\$2,500,000 to \$5,000,000			

District	Key No.	Route	Bid Opening Date
6	24730 SIA	US-91	11/5/2024
US-91, Culvert Slip Lining Sunnyside Interchange			
\$100,000 to \$250,000			

District	Key No.	Route	Bid Opening Date
6	24254d SIA	I-15	11/5/2024
I-15, Stoddard Creek Bridge, MP 184.5			
\$250,000 to \$500,000			

District	Key No.	Route	Bid Opening Date
LHTAC(1)	19292	OFF SYS	11/19/2024
Main Street/Silver Valley Road Bridge			
\$1,000,000 to \$2,500,000			

District	Key No.	Route	Bid Opening Date
LHTAC(6)	21984	OFF SYS	11/19/2024
Moody Road Bridge			
\$2,500,000 to \$5,000,000			

District	Key No.	Route	Bid Opening Date
2	24248 SIA	US-95	11/19/2024
US-95, Roadway Repairs Riggins			
\$250,000 to \$500,000			

District	Key No.	Route	Bid Opening Date
2	20404	SH-21	12/3/2024
SH-21, Quartz Creek (Jaype) Bridge			
\$2,500,000 to \$5,000,000			

District	Key No.	Route	Bid Opening Date
LHTAC(4)	20666, 22003 & 23737	OFF SYS	POSTPONED
Shoe String Road Rehabilitation			
\$2,500,000 to \$5,000,000			



Board Agenda Item

ITD 2210 (Rev. 12-23)

Meeting Date November 13, 2024

No Presentation: Consent Item ☐ Informational Calendar Item ☒

Presentation: Informational ☐ Action with Resolution ☐ Time Needed: _____

Presenter's Name Monica Crider, PE	Presenter's Title State Design Engineer
Preparer's Name Mohsen Amirmojahedi, PE	Preparer's Title Consultant Services Engineer

Subject

REPORT ON PROFESSIONAL SERVICES AGREEMENTS AND TERM AGREEMENT WORK TASKS

Key Number	District	Route Number
------------	----------	--------------

Background Information

For all Agreements:

Consultant Services processed 22 new professional services agreements and work tasks totaling **\$6,047,175** and 1 supplemental agreement to existing professional services agreements totaling **\$24,574** from September 30, 2024 through October 26, 2024.

New Professional Services Agreements and Work Tasks

<i>Reason Consultant Needed</i>	<i>District</i>									<i>Total</i>
	<i>1</i>	<i>2</i>	<i>3</i>	<i>4</i>	<i>5</i>	<i>6</i>	<i>HQ</i>	<i>MGMT</i>	<i>AERO</i>	
Resources not Available										
CE&I		1		1	1					3
Roadway Design		1	1							2
Materials/Geotechnical		1	1	1						3
Traffic Services	1									1
Environmental	3									3
Surveying	3	2		1	1					7
Planning						1				1
Local Public Agency Projects	1						1			2
Total	8	5	2	3	2	1	1			22



Board Agenda Item

ITD 2210 (Rev. 12-23)

For ITD District Projects:

20 new professional services agreements and work tasks were processed during this period totaling **\$5,828,538**. No supplemental agreement was processed.

District 1

<i>Project</i>	<i>Reason Consultant Needed</i>	<i>Description</i>	<i>Selection Method</i>	<i>Consultant</i>	<i>Amount</i>
US 95, IRONWOOD TO SH53 SIGNAL UPGRADES, KOOTENAI CO	Resources not Available Traffic Services	Additional Traffic Design Services	RFI from Term Agreement	JUB Engineers, Inc.	Prev: \$338,995 This: \$24,124 Agreement Total to Date: \$363,119
SH 54, SH 41 TO GREYSTONE LANE, KOOTENAI CO	Resources not Available Surveying	Surveying Services	Direct from Term Agreement	Meckel Engineering & Surveying	Prev: \$70,000 This: \$33,383 Agreement Total to Date: \$103,383
SH 53, PLEASANT VIEW IC, KOOTENAI CO	Resources not Available Environmental	Cultural Resource Services	Direct from Term Agreement	Parametrix, Inc.	\$7,264
US 95, W ELMIRA; MT MEADOWS, KOOTENAI TRAIL INT IMP	Resources not Available Environmental	Environmental & Cultural Resource Services	Direct from Term Agreement	Parametrix, Inc.	\$33,540
STATE, SPIRIT BEND AVE, ATLAS, W CONKLING RD INT IMP	Resources not Available Environmental	Environmental & Cultural Resource Services	Direct from Term Agreement	Parametrix, Inc.	\$37,437
STATE, SPIRIT BEND AVE, ATLAS, W CONKLING RD INT IMP; US 95, W ELMIRA; MT MEADOWS, KOOTENAI TRAIL INT IMP	Resources not Available Surveying	Survey Services	Direct from Term Agreement	Meckel Engineering & Surveying	\$114,963
NP108800, Syringa Drive & Ponderosa Way	Resources not Available Surveying	Surveying & Mapping Services	Direct from Term Agreement	Meckel Engineering & Surveying	\$20,996



Board Agenda Item

ITD 2210 (Rev. 12-23)

District 2

<i>Project</i>	<i>Reason Consultant Needed</i>	<i>Description</i>	<i>Selection Method</i>	<i>Consultant</i>	<i>Amount</i>
SH 64, CURVE IMPROVEMENTS PH1, LEWIS CO	Resources not Available Surveying	Survey Services	RFI from Term Agreement	Welch Comer and Associates, Inc.	\$200,831
US 95, RAPID RV BR TO RIGGINS, IDAHO CO	Resources not Available Roadway Design	Roadway Design Services	Individual Project Solicitation	WHPacific, Inc. d/b/a NV5	\$929,027
US 95, WINCHESTER BUSINESS LOOP, LEWIS CO	Resources not Available Materials / Geotechnical	Materials/Geotechnical Services	Direct from Term Agreement	Terracon Consultants, Inc.	\$96,746
SH 162, D2 FLOOD REPAIR, IDAHO CO	Resources not Available CE&I	CE&I services	Emergency	HDR Construction Control Corporation	\$94,445
US 95, WINCHESTER BUSINESS LOOP, LEWIS CO	Resources not Available Surveying	Survey Services	RFI from Term Agreement	Welch Comer and Associates, Inc.	\$211,160

District 3

<i>Project</i>	<i>Reason Consultant Needed</i>	<i>Description</i>	<i>Selection Method</i>	<i>Consultant</i>	<i>Amount</i>
I 84, D3 IC RAMPS, ADA/CANYON COUNTIES	Resources not Available Materials / Geotechnical	Materials/Geotechnical Services.	Direct from Term Agreement	GeoEngineers, Inc.	\$80,209
SH 55, DEINHARD/BOYDSTUN CORRIDOR DESIGN, MCCALL	Resources not Available Roadway Design	Roadway Design	Individual Project Solicitation	Horrocks Engineers, Inc.	\$3,519,329 Board Approved: \$3,594,479 On: 10/16/2024



Board Agenda Item

ITD 2210 (Rev. 12-23)

District 4

<i>Project</i>	<i>Reason Consultant Needed</i>	<i>Description</i>	<i>Selection Method</i>	<i>Consultant</i>	<i>Amount</i>
US 93, SUBSTATION TO SEVENTH ST, LINCOLN CO	Resources not Available Surveying	Surveying Services	Direct from Term Agreement	JUB Engineers, Inc.	\$81,401
STATE, SMILEY CR AIRPORT BR, BLAINE CO	Resources not Available Materials / Geotechnical	Materials/Geotechnical Services	Direct from Term Agreement	Strata, Inc.	\$32,681
I 84, DECLO POE EB, CASSIA CO	Resources not Available CE&I	CE&I Services	Individual Project Solicitation	Horrocks Engineers, Inc.	Prev: \$1,174,923 This: \$36,890 Agreement Total to Date: \$1,211,813 Board Approved: \$1,850,000 On: 6/16/2022

District 5

<i>Project</i>	<i>Reason Consultant Needed</i>	<i>Description</i>	<i>Selection Method</i>	<i>Consultant</i>	<i>Amount</i>
US 91, FY24 PARK LAWN TO SIPHON RD, CHUBBUCK	Resources not Available Surveying	Surveying Services	Direct from Term Agreement	Dioptra LLC	Prev: \$99,421 This: \$5,318 Agreement Total to Date: \$104,739
SH 39, WASTEWAY CANAL, POWER CO	Resources not Available CE&I	CE&I Services	Direct from Term Agreement	WSP USA, INC.	\$71,718

Headquarters

<i>Project</i>	<i>Reason Consultant Needed</i>	<i>Description</i>	<i>Selection Method</i>	<i>Consultant</i>	<i>Amount</i>
STATE, FY25 STRATEGIC MGT AGREEMENT	Resources not Available Planning	Planning Services	Individual Project Solicitation	HDR Engineering, Inc.	\$197,076



Board Agenda Item

ITD 2210 (Rev. 12-23)

For Local Public Agency Projects:

2 new professional services agreements totaling **\$218,637** were processed during this period. 1 supplemental agreement totaling **\$24,574** was processed.

<i>Project</i>	<i>Sponsor</i>	<i>Description</i>	<i>Selection Method</i>	<i>Consultant</i>	<i>Amount</i>
STC-4755, WAHA & LAPWAI RD CURVES, NEZ PERCE CO	NEZ PERCE COUNTY	CE&I Services	RFI from Term Agreement	JUB Engineers, Inc.	Prev: \$118,050 This: \$123,756 Agreement Total to Date: \$241,806
LOCAL, IMPROVED WALKWAYS IN RUPERT	CITY OF RUPERT	Roadway Design Services	RFI from Term Agreement	Forsgren Associates, Inc.	\$94,881

Supplemental Agreements to Existing Local Professional Service Agreements

<i>District</i>	<i>Project</i>	<i>Consultant</i>	<i>Original Agreement Date/Description</i>	<i>Supplemental Agreement Description</i>	<i>Total Agreement Amount</i>
3	STC-3798, PECKHAM RD, GOLDEN GATE HD; STC-3798, PECKHAM RD INTERSECTIONS, CANYON CO	Ardurra Group, Inc.	1/31/2024, CE&I Services.	Continue CE&I Services	Prev: \$385,960 This: \$24,574 Agreement Total to Date: \$410,534

Recommendations (Action items require a resolution)

For Information Only



Board Agenda Item

ITD 2210 (Rev. 12-23)

Meeting Date November 13, 2024

No Presentation: Consent Item ☐ Informational Calendar Item ☒

Presentation: Informational ☐ Action with Resolution ☐ Time Needed: _____

Presenter's Name Colleen Wonacott	Presenter's Title Program Control Manager, PMO
Preparer's Name Colleen Wonacott	Preparer's Title Program Control Manager, PMO

Subject

Monthly Reporting of Federal Formula Program Funding Through October 30, 2024.		
Key Number N/A	District N/A	Route Number N/A

Background Information

Idaho has received obligation authority through 12/20/24 via a continuing resolution passed on September 26, 2024.

Obligation authority through December 20th is \$130.7 million. This includes \$7.5 million of *Highway Infrastructure General Funds* carried over from FY20 through FY23, and \$45 million *IIJA Bridge formula* (General Fund) funds. These General Funds are also included in the apportionments detailed below.

The Infrastructure Investment and Jobs Act (IIJA) was signed on November 15, 2021. Additional apportionments were allocated via the Appropriations Act. Idaho received apportionments of \$455.6 million. FY25 obligation authority through 12/20/24 is 28.7% of apportionments.

Exhibit 1: Formula Funding for FY2024

IIJA FY2024	
Apportionments + COVID + Hwy Infra.	
Federal Aid Only	\$455,642
Including Match	\$491,735
Obligation Limits through 9/30/2024	
Federal Aid Only	\$130,713
Including Match	\$140,436

- Notes:
1. All dollars in Thousands
 2. 'Approved Program' amounts from August 2024 Highway Funding Plan.
 3. Apportionment and Obligation Authority amounts reflect available funds via federal notices received through 11/6/24.



Board Agenda Item

ITD 2210 (Rev. 12-23)

Exhibit 2:

Allotments of Available Formula Funding w/Match and Amount Remaining

Program	Allotted Program Funding through 12/20/24	Program Funding Remaining as of 11/6/24
All Other SHS Programs	\$100,403	\$92,793
GARVEE Formula Debt Service*	\$14,077	\$14,077
State Planning and Research*	\$2,094	\$2,368
Metropolitan Planning*	\$542	\$0
Freight	\$375	\$375
Railroad Crossings	\$66	(\$641)
Recreational Trails	\$58	\$58
STBG - Transportation Mgt. Area	\$427	\$433
Transportation Alternatives (TMA)*	\$256	\$319
Carbon - TMA	\$40	\$40
STBG - Local Large Urban	\$362	\$570
Carbon - Large Urban	\$309	\$509
STBG - Local Small Urban	\$169	\$169
STBG – Local Rural	\$622	\$1,730
Transportation Alternatives (Urban/Rural)*	\$1,691	\$1,691
Local Bridge*	\$17,551	\$18,022
Off System Bridge*	\$6,750	\$7,271
Local Safety	\$395	\$655
Total	\$146,186	\$140,436

- Notes:
1. All dollars in Thousands.
 2. Allotments based on the August 2024 Highway Funding Plan.
 3. Funding amounts include match and reflect total formula funding available.
 4. Data reflects both obligation and de-obligation activity through November 6th.
- * These programs are provided 100% Obligation Authority. Other programs are reduced accordingly.

42

Recommendations (Action items require a resolution)

For Information



Board Agenda Item

ITD 2210 (Rev. 12-23)

Meeting Date 11-13-2024

No Presentation: Consent Item ☐ Informational Calendar Item ☐

Presentation: Informational ☒ Action with Resolution ☐ Time Needed: 15 min

Presenter's Name Jim White	Presenter's Title Dealer Advisory Board Chairman
Preparer's Name Heather Fleck	Preparer's Title DMV Stakeholder Engagement Specialist

Subject

Dealer Advisory Board Annual Report		
Key Number	District	Route Number

Background Information

As per Administration Policy 5040, the Dealer Advisory Board is required to present an annual report to the Idaho Transportation Board. This will be presented by Chairman Jim White.

Chairman – Jim White – District 3
Vice Chair – Con Paulos - District 4
Secretary – Jim Addis - District 1
Member – Bobby Petersen - District 3
Member – Grant Petersen Jr. - District 3
Member – Kelly Hirning - District 5
Member – Timothy Sexton - District 6
Member – Tom Robideaux - District 1
Member – Allan Marsh - District 3
Member – Brett Taylor - District 1
Member- Vacant

Recommendations *(Action items require a resolution)*

--



Board Agenda Item

ITD 2210 (Rev. 12-23)

Meeting Date November 13, 2024

No Presentation: Consent Item ☐ Informational Calendar Item ☐

Presentation: Informational ☒ Action with Resolution ☐ Time Needed: 20 min

Presenter's Name Dan McElhinney & Ellen Mattila	Presenter's Title Chief Deputy & COO/ Senior Public Information Officer
Preparer's Name Ellen Mattila	Preparer's Title Senior Public Information Officer

Subject

Fifth Annual ITD/AGC Excellence in Construction Partnering Awards Presentation		
Key Number	District	Route Number

Background Information

The Idaho Transportation Department and the Idaho Associated General Contractors (AGC) value project partnering to help complete transportation projects across Idaho in a timely, professional, and responsive manner. Together, ITD and Idaho AGC have put on the fifth annual Excellence in Construction Partnering Awards, a celebration of great partnering.

This item is to recognize the Gold winners of this year's award competition and highlight their incredible efforts in front of the Idaho Transportation Board and other partners.

Recommendations *(Action items require a resolution)*

--



Board Agenda Item

ITD 2210 (Rev. 12-23)

Meeting Date November 13, 2024

No Presentation: Consent Item ☐ Informational Calendar Item ☐

Presentation: Informational ☒ Action with Resolution ☐ Time Needed: 10 mins

Presenter's Name Robbie Swajkoski	Presenter's Title Controller
Preparer's Name Robbie Swajkoski	Preparer's Title Controller

Subject

State Fiscal Year 2025 Financial Statements		
Key Number	District	Route Number

Background Information

July 01st, 2024 thru September 30th, 2024 Fiscal Year 2025 Financial Statements

The financial operations of the Department as of September 30th, 2024, three months through this fiscal year.

- Revenues to the State Highway Account from all state sources as shown on the financial statements are flat to forecast at 0%, (this includes Misc. Revenues and Equipment Buy Back). Revenues in the Highway Distribution Account, Fuels/Registration Direct, and Ethanol are slightly below forecast at -2.25%.
- State fuel tax revenues to the State Aeronautics Fund are below forecast at -4.98% or -\$52K. The revenue for both the State Highway Account, and the State Aeronautics Fund will continue to be monitored closely.
- Expenditures are within planned budgets YTD. The differences after the first quarter are timing between planned and actual expenditures plus encumbrances. Personnel costs have savings of \$935k or 2.45% is due to vacancies and timing between a position becoming vacant and filled. Management is working diligently to keep vacancies as low as possible and focused on filling the newly approved 53 FTP's for Highways.
- Contract construction cash expenditures in the State Highway Account for September of this fiscal year are \$205.4M. Compared to the last three fiscal years through the second month of the year:
 - FY24= \$202.4M
 - FY23= \$134.2M
 - FY22= \$131.1M

It is important to note that contract construction projects are funded from a total of five different funds. The State Highway Account, Strategic Initiatives Program Fund, Transportation Expansion and Congestion Mitigation Fund (TECM), TECM Bond Proceeds and GARVEE Bond Proceeds. The total construction expenditures for the first three months from these funding sources was \$381.8M or \$61.4M higher than the highest point of the previous three years.

- FY24= \$320.4M
- FY23= \$245.5M
- FY22= \$169.9M

The balance of the long-term investments as of the end of September is \$185.5M. These funds are obligated against both construction projects and encumbrances. The long-term investments plus the cash balance of \$98.8M totals \$284.3M.

Expenditures in the Strategic Initiatives Program Fund (GF Surplus), for the first three months, is \$31.8M. This is the fund where the Governor's "Leading Idaho" transfer of \$181.7M completed in July was deposited. There are no additional receipts other than interest earned to date of \$3.4M based on the cash balance.



Board Agenda Item

ITD 2210 (Rev. 12-23)

Deposits into the Transportation Expansion and Congestion Mitigation Fund is \$31.3M for the first three months of the sales tax of 4.5%. Initial receipts into this fund for FY25 of \$41.5M is committed to debt service on the TECM Bonds. Expenditures in this fund for construction expenses on projects were \$20M.

As part of the CARES Act in 2020, ITD received a federal grant from the Federal Transit Administration of \$27.3M. The expenditures for grant are \$21.8M since awarded. The budget for FY25 is \$5M, with expenditures of 30k YTD in FY25..

Expenditures from the two active bond programs were \$123.9M for the TECM Capital Projects fund and \$616k for the GARVEE Capital Projects fund. Both programs are very active and advancing as planned.

Recommendations *(Action items require a resolution)*

For Information.

**NOVEMBER
ITD BOARD PACKET**

**SEPTEMBER
FY25
FINANCIAL STATEMENTS**

User ID: whaszier
 Report ID: AD-FN-GL-010
 Run Date: 9 Oct 2024
 % of Time
 Remaining: 75.0

Idaho Transportation Department

SUMMARY OF RECEIPTS AND DISBURSEMENTS
 STATE HIGHWAY ACCOUNT AND STATE AERONAUTICS FUND
 BUDGET TO ACTUAL
 FOR THE FISCAL YEAR TO DATE - FOR THE PERIOD ENDING 9/30/2024
 (all amounts in '000)

Fiscal Year: 2025

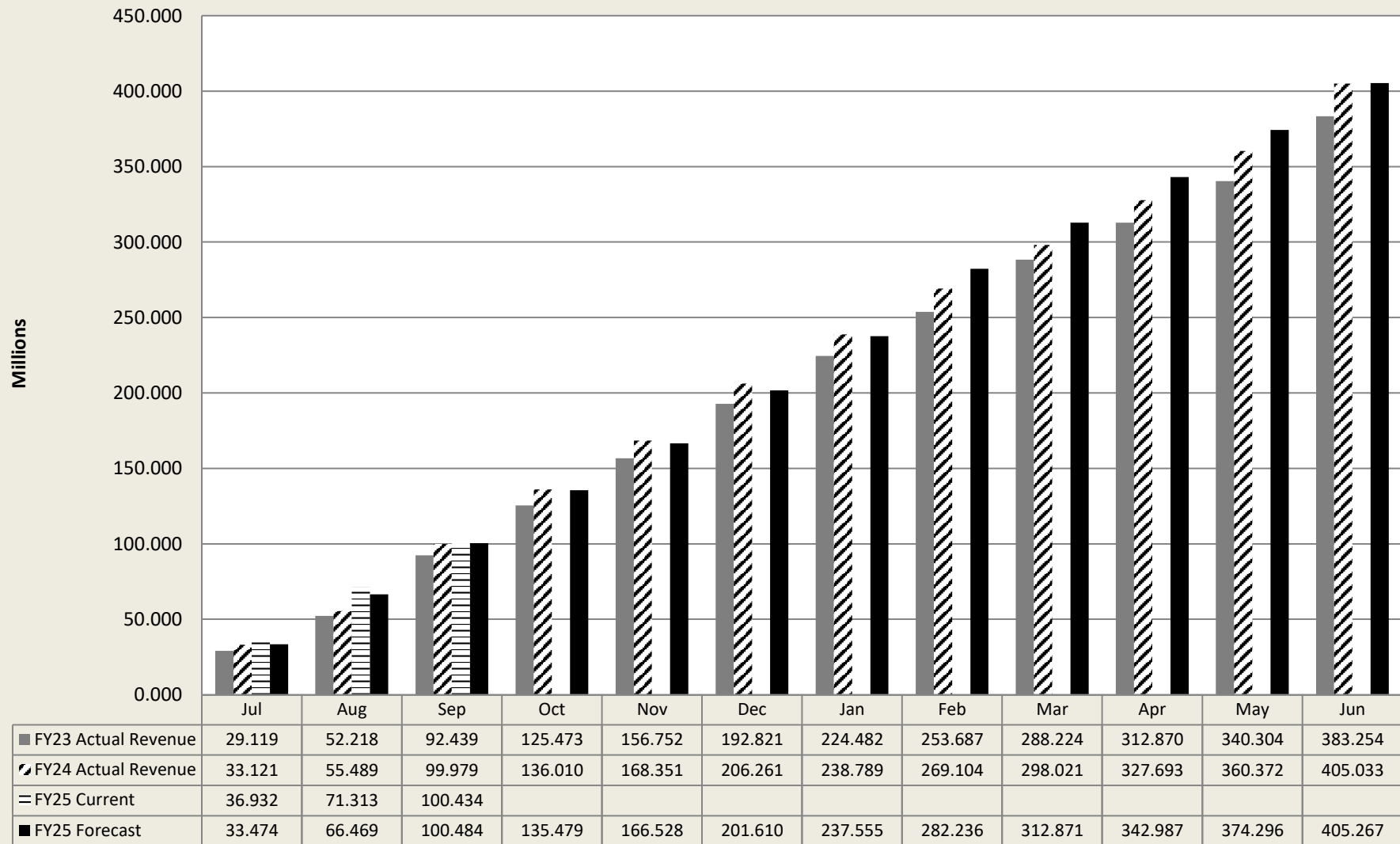
Funds Received					
	FY24 Actual YTD	FY25 Actual YTD	FY25 Forecast YTD	FY25 to FY24 Actual	FY 25 to Forecast
<u>State Highway Account</u>					
Federal Reimbursements	158,718	156,968	150,780	-1.1%	4.1%
State (Inc. H.D.A.)	99,979	100,434	100,484	0.5%	0.0%
Local	3,102	4,499	2,135	45.1%	110.8%
Total State Highway Account:	261,799	261,902	253,398	0.0%	3.4%
<u>State Aeronautics Fund</u>					
Federal Reimbursements	78	70	100	-9.3%	-29.6%
State	1,280	1,570	1,476	22.7%	6.4%
Total State Aeronautics Fund:	1,358	1,641	1,576	20.8%	4.1%
Total Fund Received:	263,157	263,542	254,974	0.1%	3.4%
Disbursements (includes Encumbrances)					
	FY24 Actual YTD	FY25 Actual YTD	FY25 Budget YTD	FY25 to FY24 Actual	FY 25 to Budget
Construction Payouts	204,725	205,852	186,521	0.6%	10.4%
<u>Operations Expenses</u>					
Highways	77,301	61,979	78,417	-19.8%	-21.0%
DMV	10,617	12,787	12,676	20.4%	0.9%
Administration	6,252	10,554	12,110	68.8%	-12.8%
Facilities	24,916	13,608	22,839	-45.4%	-40.4%
Aeronautics	2,117	3,051	2,865	44.1%	6.5%
Total Operations Expenses:	121,203	101,980	128,907	-15.9%	-20.9%
<u>Transfers</u>					
Debt Service	0	0	0	0.0%	0.0%
Total Transfers:	0	0	0	0.0%	0.0%
Total Disbursements:	325,928	307,832	315,428	-5.6%	-2.4%
	FY24 Actual YTD	FY25 Actual YTD	FY25 Budget YTD	FY25 to FY24 Actual	FY 25 to Budget
<u>Expenditures by Type</u>					
Personnel	36,763	37,660	38,676	2.4%	-2.6%
Operating	34,014	37,459	47,896	10.1%	-21.8%
Capital Outlay	38,418	16,594	34,348	-56.8%	-51.7%
Sub-Grantee	12,009	10,267	7,986	-14.5%	28.6%
Totals Operations Expenses:	121,203	101,980	128,907	-15.9%	-20.9%
Contract Construction	204,725	205,852	186,521	0.6%	10.4%
Totals (excluding Transfers):	325,928	307,832	315,428	-5.6%	-2.4%

State Highway Fund 0260

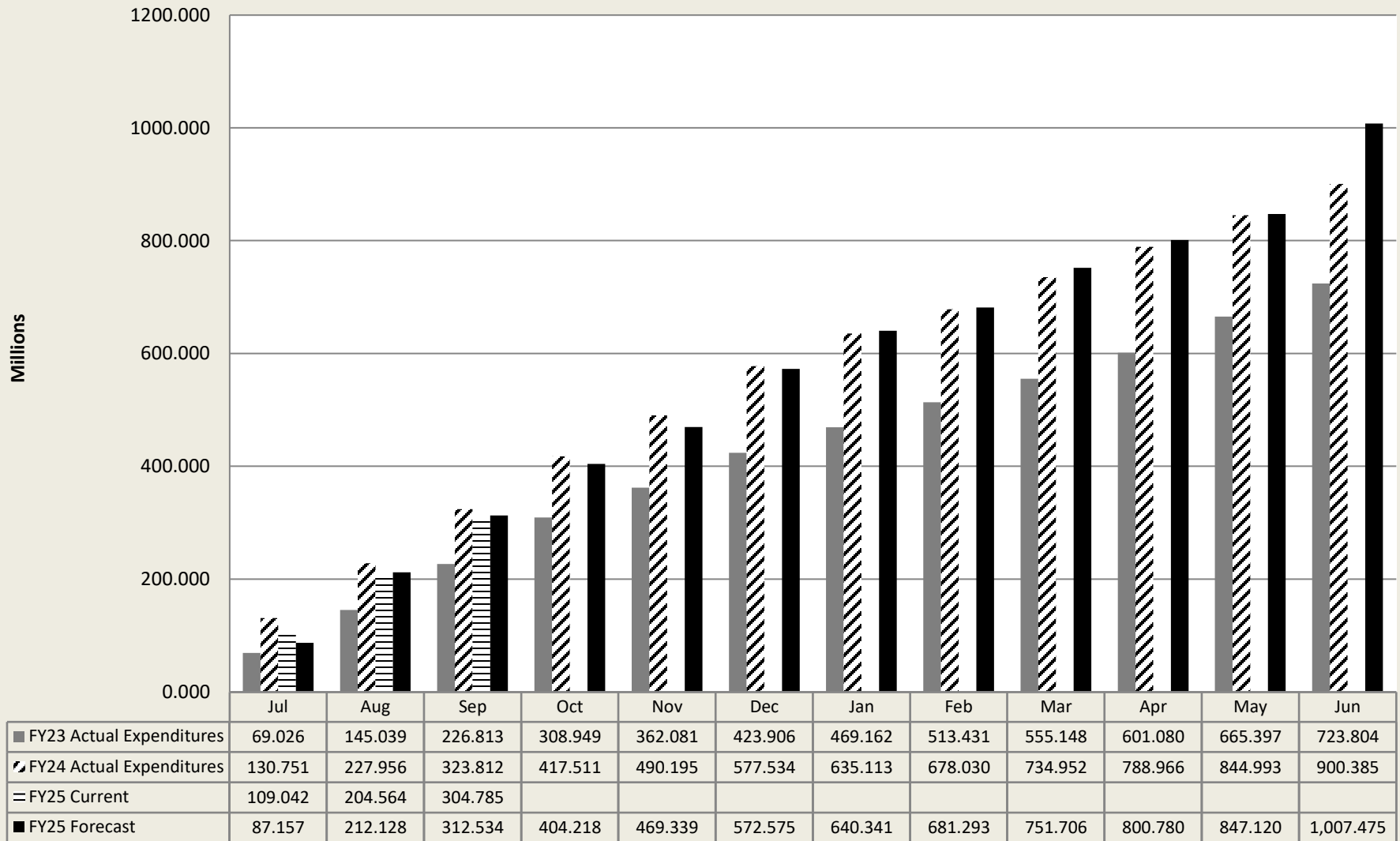
Fiscal Year 2025

State Revenue Source Forecast vs Actual

September - For Period Ending 9/30/2024



State Highway Fund 0260
Fiscal Year 2025
Expenditures
September - For Period Ending 9/30/2024

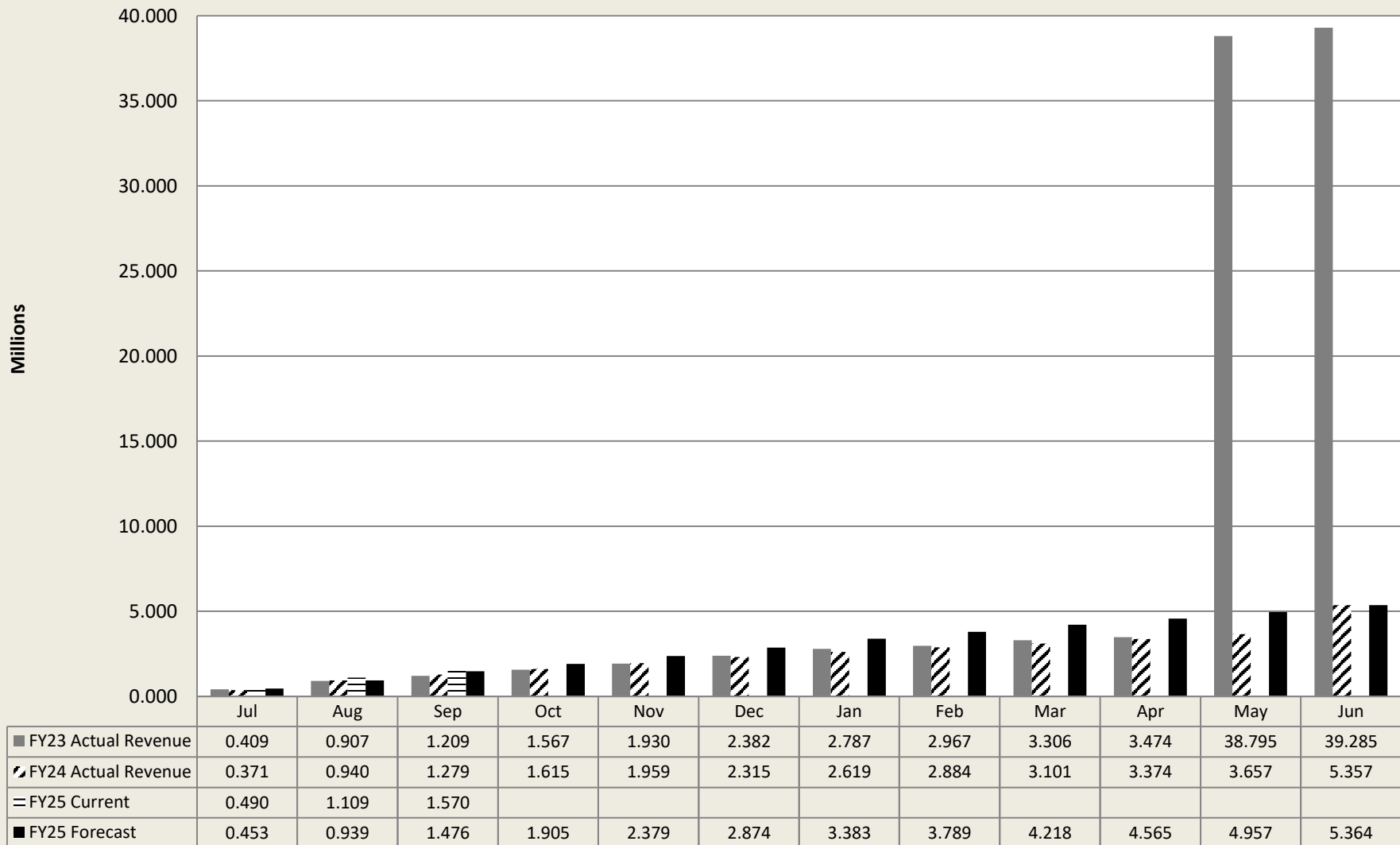


Aeronautics Fund 0221

Fiscal Year 2025

State and Interagency Revenue Sources Forecast vs Actual

September - For Period Ending 9/30/2024

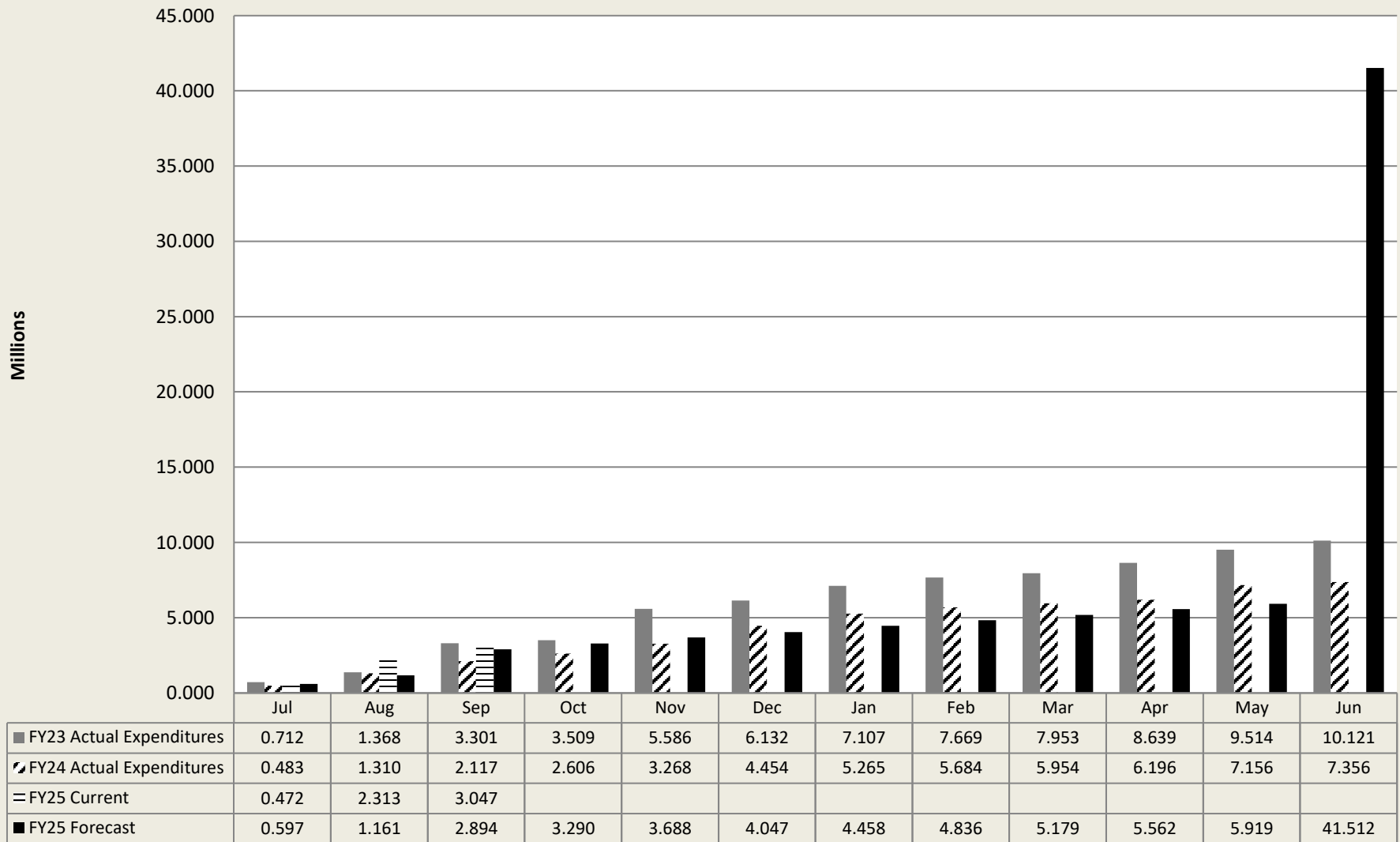


Aeronautics Fund 0221

Fiscal Year 2025

Expenditures

September - For Period Ending 9/30/2024



UserID: whaszier
Report ID: AD-FN-GL-002
Run Date: 09 Oct 2024

Idaho Transportation Department

OPERATING FUND BALANCE SHEET
FOR THE PERIOD ENDED 9/30/2024

	State Aeronautics Fund		State Highway Fund		Transportation Expansion and Congestion Mitigation Fund	
	0221		0260		0269	
	Aug-24	Sep-24	Aug-24	Sep-24	Aug-24	Sep-24
ASSETS						
Cash on Hand (Change Fund)	0	0	4,500	4,500	0	0
Cash in Bank (Daily Operations)	39,397,157	39,564,931	123,669,010	98,762,767	215,071,306	206,236,103
Investments (Long Term: STO - Diversified Bond Fund)	2,010,483	2,016,340	184,999,141	185,541,021	0	0
Total Cash & Investments	41,407,640	41,581,271	308,672,651	284,308,288	215,071,306	206,236,103
Receivables - Other	0	0	1,092,945	1,045,194	0	0
- Due From Locals (Project Overruns)	0	0	556,664	864,486	0	0
- Inter Agency	23,682	40,995	82,604	50,488	0	0
Total Receivables	23,682	40,995	1,732,213	1,960,168	0	0
Inventory on Hand	0	0	22,309,284	24,928,553	0	0
Total Assets:	41,431,322	41,622,266	332,714,148	311,197,008	215,071,306	206,236,103
LIABILITIES						
Vouchers Payable	0	0	0	20,459	0	0
Sales Tax Payable	0	0	18,291	10,983	0	0
Deferred Revenue (Local Projects Match)	0	0	39,378,596	36,613,823	0	0
Accounts Receivable Overpayment	0	0	0	0	0	0
Contractor Retained % (In Lieu Of Performance Bond)	0	0	166,967	174,929	0	0
Total Liabilities:	0	0	39,563,853	36,820,194	0	0
FUND BALANCE						
Reserve for Encumbrance	55,835	510,961	97,015,611	92,593,187	0	0
Fund Balance	41,375,487	41,111,304	196,134,684	181,783,627	215,071,306	206,236,103
Total Fund Balance:	41,431,322	41,622,266	293,150,295	274,376,814	215,071,306	206,236,103
Total Liabilities and Fund Balance	41,431,322	41,622,266	332,714,148	311,197,008	215,071,306	206,236,103

UserID: whaszier
Report ID: AD-FN-GL-002
Run Date: 09 Oct 2024

Idaho Transportation Department

OPERATING FUND BALANCE SHEET
FOR THE PERIOD ENDED 9/30/2024

	Strategic Initiatives Fund (Dedicated) 0270.02		Strategic Initiatives Fund (Local) 0270.05		Strategic Initiatives Fund (Local Grant) 0270.06		Total Strategic Initiatives Fund 0270	
	Aug-24	Sep-24	Aug-24	Sep-24	Aug-24	Sep-24	Aug-24	Sep-24
ASSETS								
Cash on Hand (Change Fund)	0	0	0	0	0	0	0	0
Cash in Bank (Daily Operations)	385,103,680	376,235,266	431,867,469	433,493,431	26,032,805	25,598,625	843,003,954	835,327,322
Investments (Long Term: STO - Diversified Bond Fund)	0	0	0	0	0	0	0	0
Total Cash & Investments	385,103,680	376,235,266	431,867,469	433,493,431	26,032,805	25,598,625	843,003,954	835,327,322
Receivables - Other	0	0	0	0	0	0	0	0
- Due From Locals (Project Overruns)	0	0	0	0	0	0	0	0
- Inter Agency	0	0	0	0	0	0	0	0
Total Receivables	0	0	0	0	0	0	0	0
Inventory on Hand	0	0	0	0	0	0	0	0
Total Assets:	385,103,680	376,235,266	431,867,469	433,493,431	26,032,805	25,598,625	843,003,954	835,327,322
LIABILITIES								
Vouchers Payable	0	0	0	0	0	0	0	0
Sales Tax Payable	0	0	0	0	0	0	0	0
Deferred Revenue (Local Projects Match)	0	0	0	0	0	0	0	0
Accounts Receivable Overpayment	0	0	0	0	0	0	0	0
Contractor Retained % (In Lieu Of Performance Bond)	0	0	0	0	0	0	0	0
Total Liabilities:	0	0	0	0	0	0	0	0
FUND BALANCE								
Reserve for Encumbrance	457,191	457,191	0	0	0	0	457,191	457,191
Fund Balance	384,646,488	375,778,074	431,867,469	433,493,431	26,032,805	25,598,625	842,546,762	834,870,131
Total Fund Balance:	385,103,680	375,778,074	431,867,469	433,493,431	26,032,805	25,598,625	843,003,954	834,870,131
Total Liabilities and Fund Balance	385,103,680	376,235,266	431,867,469	433,493,431	26,032,805	25,598,625	843,003,954	835,327,322

UserID: whaszier
Report ID: AD-FN-GL-002
Run Date: 09 Oct 2024

Idaho Transportation Department

OPERATING FUND BALANCE SHEET FOR THE PERIOD ENDED 9/30/2024

	CARES Act Covid-19 0345	
	Aug-24	Sep-24
ASSETS		
Cash on Hand (Change Fund)	0	0
Cash in Bank (Daily Operations)	(74,893)	(228,468)
Investments (Long Term: STO - Diversified Bond Fund)	0	0
Total Cash & Investments	(74,893)	(228,468)
Receivables - Other	0	0
- Due From Locals (Project Overruns)	0	0
- Inter Agency	0	0
Total Receivables	0	0
Inventory on Hand	0	0
Total Assets:	(74,893)	(228,468)
LIABILITIES		
Vouchers Payable	0	0
Sales Tax Payable	0	0
Deferred Revenue (Local Projects Match)	0	0
Accounts Receivable Overpayment	0	0
Contractor Retained % (In Lieu Of Performance Bond)	0	0
Total Liabilities:	0	0
FUND BALANCE		
Reserve for Encumbrance	3,459,699	3,269,939
Fund Balance	(3,534,592)	(3,498,407)
Total Fund Balance:	(74,893)	(228,468)
Total Liabilities and Fund Balance	(74,893)	(228,468)

User ID: whaszier
Report ID: AD-FN-GL-003
Run Date: 09 Oct 2024
% of Time
Remaining: 75.0

Fund: 0260 State Highway Fund

Idaho Transportation Department
STATEMENT OF REVENUES AND EXPENDITURES
BUDGET TO ACTUAL
FOR THE FISCAL YEAR TO DATE - FOR THE PERIOD ENDED 9/30/2024

	Year to Date Allotment	Year to Date Actual	Current Month Activity	Variance Favorable / Unfavorable	Percent Variance	Annual Revenue Forecast
Fiscal Year: 2025	(A)	(B)	(C)	(D = B - A)	(E = D / A)	(F)
Budget Fiscal Year: 2025						
REVENUES						
Federal Sources						
FHWA - Highway	137,939,500	149,062,673	49,047,553	11,123,173	8.06 %	452,886,900
FHWA - COVID Relief	4,500,000	1,702,431	311,527	(2,797,569)	-62.17%	5,000,000
FHWA - Indirect Cost	0	(5,558)	0	(5,558)	0.00 %	0
Federal Transit Authority	6,000,000	4,333,035	926,658	(1,666,965)	-27.78%	20,000,000
NHTSA - Highway Safety	2,250,000	1,824,574	358,909	(425,426)	-18.91%	6,430,400
Other Federal Aid	90,000	50,870	4,884	(39,130)	-43.48%	830,000
Total Federal Sources:	150,779,500	156,968,025	50,649,530	6,188,525	4.10 %	485,147,300
State Sources						
Equipment Buy Back	0	0	0	0	0.00 %	12,406,000
Miscellaneous	10,256,138	12,234,097	3,911,374	1,977,959	19.29 %	39,931,000
Total State Sources:	10,256,138	12,234,097	3,911,374	1,977,959	19.29 %	52,337,000
Local Sources						
Match For Local Projects	2,134,564	4,491,793	3,429,143	2,357,229	110.43 %	10,500,000
Other Local Sources	0	7,500	0	7,500	0.00 %	0
Total Local Sources:	2,134,564	4,499,293	3,429,143	2,364,729	110.78 %	10,500,000
TOTAL REVENUES:	163,170,202	173,701,415	57,990,047	10,531,213	6.45 %	547,984,300
TRANSFERS-IN						
Highway Distribution	64,231,600	62,475,754	17,792,812	(1,755,846)	-2.73%	255,934,000
Fuel/Registration Direct	20,357,200	20,411,876	5,916,358	54,676	0.27 %	76,696,200
Ethanol Fuels Tax	5,639,100	5,312,499	1,500,719	(326,601)	-5.79%	20,300,000
TOTAL TRANSFERS-IN:	90,227,900	88,200,129	25,209,889	(2,027,771)	-2.25%	352,930,200
TOTAL REV AND TRANSFERS-IN:	253,398,102	261,901,544	83,199,936	8,503,442	3.36 %	900,914,500

User ID: whaszier
Report ID: AD-FN-GL-003
Run Date: 09 Oct 2024
% of Time
Remaining: 75.0

Idaho Transportation Department
STATEMENT OF REVENUES AND EXPENDITURES
BUDGET TO ACTUAL
FOR THE FISCAL YEAR TO DATE - FOR THE PERIOD ENDED 9/30/2024

Fund: 0260 State Highway Fund

	Year to Date Allotment	Year to Date Actual	Current Month Activity	Year to Date Encumbrance	Variance Favorable / Unfavorable	Percent Variance	Annual Appropriation	Appropriation Balance	Percent Remaining
Fiscal Year: 2025	(A)	(B)	(C)	(D)	(E = A - B - D)	(F = E / A)	(G)	(H = G - B - D)	(I = H / G)
Budget Fiscal Year: 2025									
EXPENDITURES									
Operations Expense									
Permanent Staff Salaries	25,693,249	25,735,659	7,288,956	0	(42,410)	-0.17%	99,051,958	73,316,299	74.02 %
Board, Hourly, OT, Shift	369,381	397,651	88,413	0	(28,270)	-7.65%	12,178,725	11,781,074	96.73 %
Fringe Benefits	12,167,883	11,162,126	3,428,691	0	1,005,757	8.27 %	45,196,816	34,034,690	75.30 %
Travel Expense	767,843	586,242	197,080	0	181,601	23.65 %	2,492,243	1,906,001	76.48 %
Operating Expense	46,644,568	20,595,213	10,067,056	16,026,668	10,022,687	21.49 %	144,516,053	107,894,172	74.66 %
Capital Equipment Expense	18,657,938	641,391	485,280	1,896,103	16,120,443	86.40 %	56,289,790	53,752,295	95.49 %
Capital Facilities Expense	15,445,750	8,102,539	5,518,713	5,464,070	1,879,141	12.17 %	44,930,499	31,363,890	69.81 %
Trustee & Benefit Payments	6,266,248	8,325,372	2,837,542	0	(2,059,124)	-32.86%	26,730,600	18,405,228	68.85 %
Total Operations Expense:	126,012,859	75,546,192	29,911,731	23,386,841	27,079,826	21.49 %	431,386,685	332,453,649	77.07 %
Contract Construction									
Operating Expense	2,183,951	1,831,784	438,089	618,127	(265,960)	-12.18%	11,625,205	9,175,294	78.93 %
Capital Projects	184,062,499	203,473,179	68,772,651	(230,087)	(19,180,592)	-10.42%	562,362,824	359,119,733	63.86 %
Trustee & Benefit Payments	274,915	159,375	46,558	0	115,540	42.03 %	2,100,000	1,940,625	92.41 %
Total Contract	186,521,365	205,464,338	69,257,298	388,040	(19,331,013)	-10.36%	576,088,029	370,235,652	64.27 %
TOTAL EXPENDITURES:	312,534,224	281,010,530	99,169,028	23,774,881	7,748,813	2.48 %	1,007,474,714	702,689,301	69.75 %
TRANSFERS OUT									
Operating	0	0	0	0	0	0.00 %	58,528,901	58,528,901	100.00 %
TOTAL TRANSFERS OUT:	0	0	0	0	0	0.00 %	58,528,901	58,528,901	100.00 %
TOTAL EXPD AND TRANSFERS OUT:	312,534,224	281,010,530	99,169,028	23,774,881	7,748,813	2.48 %	1,066,003,615	761,218,202	71.41 %

User ID: whaszier
 Report ID: AD-FN-GL-003
 Run Date: 09 Oct 2024
 % of Time
 Remaining: 75.0

Fund: 0260 State Highway Fund

Idaho Transportation Department

STATEMENT OF REVENUES AND EXPENDITURES

BUDGET TO ACTUAL

FOR THE FISCAL YEAR TO DATE - FOR THE PERIOD ENDED 9/30/2024

		Year to Date Allotment	Year to Date Actual	Current Month Activity	Year to Date Encumbrance	Variance Favorable / Unfavorable	Percent Variance	Annual Appropriation	Appropriation Balance	Percent Remaining
		(A)	(B)	(C)	(D)	(E = A - B - D)	(F = E / A)	(G)	(H = G - B - D)	(I = H / G)
Fiscal Year: 2025										
Budget Fiscal Year: 2025										
Contract Construction										
Operating Expenditures										
Operating Expenditures	Dedicated	476,300	594,694	163,381	14,898	(133,292)	-27.98%	2,500,000	1,890,408	75.62 %
Operating Expenditures	Federal	1,696,500	1,237,041	274,693	603,229	(143,771)	-8.47%	9,025,205	7,184,934	79.61 %
Operating Expenditures	Local	11,151	49	15	0	11,102	99.56 %	100,000	99,951	99.95 %
Total Operating Expenditures		2,183,951	1,831,784	438,089	618,127	(265,960)	-12.18%	11,625,205	9,175,294	78.93 %
Capital Outlay										
Capital Outlay	Dedicated	40,990,100	47,772,031	13,911,587	(230,087)	(6,551,845)	-15.98%	172,276,957	124,735,012	72.40 %
Capital Outlay	Federal	137,939,500	150,523,807	53,685,342	0	(12,584,307)	-9.12%	382,562,668	232,038,861	60.65 %
Capital Outlay	Local	5,132,900	5,177,340	1,175,723	0	(44,440)	-0.87%	7,523,200	2,345,860	31.18 %
Total Capital Outlay		184,062,499	203,473,179	68,772,651	(230,087)	(19,180,592)	-10.42%	562,362,824	359,119,733	63.86 %
Trustee & Benefit Payments										
Trustee & Benefit Payments	Dedicated	43,353	2,517	1,861	0	40,836	94.19 %	500,000	497,483	99.50 %
Trustee & Benefit Payments	Federal	225,665	156,859	44,696	0	68,806	30.49 %	1,500,000	1,343,141	89.54 %
Trustee & Benefit Payments	Local	5,897	0	0	0	5,897	100.00 %	100,000	100,000	100.00 %
Total Trustee & Benefit Payments		274,915	159,375	46,558	0	115,540	42.03 %	2,100,000	1,940,625	92.41 %
Total Contract Construction:		186,521,365	205,464,338	69,257,298	388,040	(19,331,013)	-10.36%	576,088,029	370,235,651	64.27 %

User ID: whaszier
Report ID: AD-FN-GL-003
Run Date: 09 Oct 2024
% of Time
Remaining: 75.0

Idaho Transportation Department

STATEMENT OF REVENUES AND EXPENDITURES
BUDGET TO ACTUAL

FOR THE FISCAL YEAR TO DATE - FOR THE PERIOD ENDED 9/30/2024

Fund: 0269 Transportation Expansion and Congestion Mitigation Fund

	Year to Date Allotment	Year to Date Actual	Current Month Activity	Variance Favorable / Unfavorable	Percent Variance	Annual Revenue Forecast
Fiscal Year: 2025	(A)	(B)	(C)	(D = B - A)	(E = D / A)	(F)
Budget Fiscal Year: 2025	(A)	(B)	(C)	(D = B - A)	(E = D / A)	(F)
REVENUES						
State Sources - Misc	1,600,000	2,319,934	793,128	719,934	45.00 %	7,500,000
TOTAL REVENUES:	1,600,000	2,319,934	793,128	719,934	45.00 %	7,500,000
TRANSFERS-IN						
Cigarette Tax	0	0	0	0	0.00 %	10,090,100
Sales Tax	31,000,000	31,300,329	10,255,312	300,329	0.97 %	80,000,000
TOTAL TRANSFERS-IN:	31,000,000	31,300,329	10,255,312	300,329	0.97 %	90,090,100
TOTAL REV AND TRANSFERS-IN:	32,600,000	33,620,264	11,048,439	1,020,263	3.13 %	97,590,100

	Year to Date Allotment	Year to Date Actual	Current Month Activity	Year to Date Encumbrance	Variance Favorable / Unfavorable	Percent Variance	Annual Appropriation	Appropriation Balance	Percent Remaining
Fiscal Year: 2025	(A)	(B)	(C)	(D)	(E = A - B - D)	(F = E / A)	(G)	(H = G - B - D)	(I = H / G)
Budget Fiscal Year: 2025	(A)	(B)	(C)	(D)	(E = A - B - D)	(F = E / A)	(G)	(H = G - B - D)	(I = H / G)
EXPENDITURES									
Contract Construction - Capital Projects	41,464,017	19,995,073	9,425,205	0	21,468,944	51.78 %	165,856,077	145,861,004	87.94 %
TOTAL EXPENDITURES:	41,464,017	19,995,073	9,425,205	0	21,468,944	51.78 %	165,856,077	145,861,004	87.94 %
TRANSFERS OUT									
Operating	0	21,045,018	10,458,437	0	(21,045,018)	0.00 %	60,180,733	39,135,715	65.03 %
TOTAL TRANSFERS OUT:	0	21,045,018	10,458,437	0	(21,045,018)	0.00 %	60,180,733	39,135,715	65.03 %
TOTAL EXPD AND TRANSFERS OUT:	41,464,017	41,040,091	19,883,642	0	423,926	1.02 %	226,036,810	184,996,719	81.84 %

User ID: whaszier
Report ID: AD-FN-GL-003
Run Date: 09 Oct 2024
% of Time
Remaining: 75.0

Idaho Transportation Department

STATEMENT OF REVENUES AND EXPENDITURES

BUDGET TO ACTUAL

FOR THE FISCAL YEAR TO DATE - FOR THE PERIOD ENDED 9/30/2024

Fund: 0270 Strategic Initiatives Program Fund

Sub Fund: 0270 02 Dedicated (60%)

	Year to Date Allotment	Year to Date Actual	Current Month Activity	Variance Favorable / Unfavorable	Percent Variance	Annual Revenue Forecast
Fiscal Year: 2025	(A)	(B)	(C)	(D = B - A)	(E = D / A)	(F)
Budget Fiscal Year: 2025						
REVENUES						
State Sources - Misc	2,250,000	3,402,025	1,467,302	1,152,025	51.20 %	8,000,000
TOTAL REVENUES:	2,250,000	3,402,025	1,467,302	1,152,025	51.20 %	8,000,000
TRANSFERS-IN						
Statutory	181,680,000	181,680,000	0	0	0.00 %	181,680,000
TOTAL TRANSFERS-IN:	181,680,000	181,680,000	0	0	0.00 %	181,680,000
TOTAL REV AND TRANSFERS-IN:	183,930,000	185,082,025	1,467,302	1,152,025	0.63 %	189,680,000

	Year to Date Allotment	Year to Date Actual	Current Month Activity	Year to Date Encumbrance	Variance Favorable / Unfavorable	Percent Variance	Annual Appropriation	Appropriation Balance	Percent Remaining
Fiscal Year: 2025	(A)	(B)	(C)	(D)	(E = A - B - D)	(F = E / A)	(G)	(H = G - B - D)	(I = H / G)
Budget Fiscal Year: 2025									
EXPENDITURES									
Capital Projects	63,539,973	31,804,310	10,335,716	131,699	31,603,965	49.74 %	254,159,894	222,223,886	87.43 %
TOTAL EXPENDITURES:	63,539,973	31,804,310	10,335,716	131,699	31,603,965	49.74 %	254,159,894	222,223,886	87.43 %
TOTAL EXPD AND TRANSFERS OUT:	63,539,973	31,804,310	10,335,716	131,699	31,603,965	49.74 %	254,159,894	222,223,886	87.43 %

User ID: whaszier
Report ID: AD-FN-GL-003
Run Date: 09 Oct 2024
% of Time
Remaining: 75.0

Idaho Transportation Department

STATEMENT OF REVENUES AND EXPENDITURES

BUDGET TO ACTUAL

FOR THE FISCAL YEAR TO DATE - FOR THE PERIOD ENDED 9/30/2024

Fund: 0270 Strategic Initiatives Program Fund

Sub Fund: 0270 05 Local (40%)

	Year to Date Allotment	Year to Date Actual	Current Month Activity	Variance Favorable / Unfavorable	Percent Variance	Annual Revenue Forecast
Fiscal Year: 2025	(A)	(B)	(C)	(D = B - A)	(E = D / A)	(F)
Budget Fiscal Year: 2025						
REVENUES						
State Sources - Misc	2,650,000	3,637,716	1,625,962	987,716	37.27 %	10,000,000
TOTAL REVENUES:	2,650,000	3,637,716	1,625,962	987,716	37.27 %	10,000,000
TRANSFERS-IN						
Statutory	200,000,000	200,000,000	0	0	0.00 %	200,000,000
TOTAL TRANSFERS-IN:	200,000,000	200,000,000	0	0	0.00 %	200,000,000
TOTAL REV AND TRANSFERS-IN:	202,650,000	203,637,716	1,625,962	987,716	0.49 %	210,000,000

	Year to Date Allotment	Year to Date Actual	Current Month Activity	Year to Date Encumbrance	Variance Favorable / Unfavorable	Percent Variance	Annual Appropriation	Appropriation Balance	Percent Remaining
Fiscal Year: 2025	(A)	(B)	(C)	(D)	(E = A - B - D)	(F = E / A)	(G)	(H = G - B - D)	(I = H / G)
Budget Fiscal Year: 2025									
EXPENDITURES									
Trustee & Benefit Payments	49,999,998	0	0	0	49,999,998	100.00 %	200,000,000	200,000,000	100.00 %
TOTAL EXPENDITURES:	49,999,998	0	0	0	49,999,998	100.00 %	200,000,000	200,000,000	100.00 %
TOTAL EXPD AND TRANSFERS OUT:	49,999,998	0	0	0	49,999,998	100.00 %	200,000,000	200,000,000	100.00 %

User ID: whaszier
Report ID: AD-FN-GL-003
Run Date: 09 Oct 2024
% of Time
Remaining: 75.0

Idaho Transportation Department

STATEMENT OF REVENUES AND EXPENDITURES

BUDGET TO ACTUAL

FOR THE FISCAL YEAR TO DATE - FOR THE PERIOD ENDED 9/30/2024

Fund: 0270 Strategic Initiatives Program Fund

Sub Fund: 0270 06 Local Grant

	Year to Date Allotment	Year to Date Actual	Current Month Activity	Variance Favorable / Unfavorable	Percent Variance	Annual Revenue Forecast
Fiscal Year: 2025	(A)	(B)	(C)	(D = B - A)	(E = D / A)	(F)
Budget Fiscal Year: 2025						
REVENUES						
State Sources - Misc	0	329,183	105,820	329,183	0.00 %	0
TOTAL REVENUES:	0	329,183	105,820	329,183	0.00 %	0
TOTAL REV AND TRANSFERS-IN:	0	329,183	105,820	329,183	0.00 %	0

	Year to Date Allotment	Year to Date Actual	Current Month Activity	Year to Date Encumbrance	Variance Favorable / Unfavorable	Percent Variance	Continuous Appropriation Forecast	Appropriation Forecast Balance	Percent Remaining
Fiscal Year: 2025	(A)	(B)	(C)	(D)	(E = A - B - D)	(F = E / A)	(G)	(H = G - B - D)	(I = H / G)
Budget Fiscal Year: 2025									
EXPENDITURES									
Trustee & Benefit Payments	12,541,247	4,826,000	540,000	0	7,715,247	61.52 %	27,162,907	22,336,907	82.23 %
TOTAL EXPENDITURES:	12,541,247	4,826,000	540,000	0	7,715,247	61.52 %	27,162,907	22,336,907	82.23 %
TOTAL EXPD AND TRANSFERS OUT:	12,541,247	4,826,000	540,000	0	7,715,247	61.52 %	27,162,907	22,336,907	82.23 %

Note: Continuous Appropriations are statutory appropriations that are not set by annual legislative action. Actual expenditures are based on program needs and cash availability.

User ID: whaszier
 Report ID: AD-FN-GL-003
 Run Date: 09 Oct 2024
 % of Time
 Remaining: 75.0

Idaho Transportation Department

STATEMENT OF REVENUES AND EXPENDITURES

BUDGET TO ACTUAL

FOR THE FISCAL YEAR TO DATE - FOR THE PERIOD ENDED 9/30/2024

Fund: 0345 CARES Act Covid-19

	Year to Date Allotment	Year to Date Actual	Current Month Activity	Variance Favorable / Unfavorable	Percent Variance	Annual Revenue Forecast
Fiscal Year: 2025	(A)	(B)	(C)	(D = B - A)	(E = D / A)	(F)
Budget Fiscal Year: 2025						
REVENUES						
Federal Sources - Federal Transit Authority	1,050,000	438,071	65,335	(611,929)	-58.28%	8,500,000
TOTAL REVENUES:	1,050,000	438,071	65,335	(611,929)	-58.28%	8,500,000
TOTAL REV AND TRANSFERS-IN:	1,050,000	438,071	65,335	(611,929)	-58.28%	8,500,000

	Year to Date Allotment	Year to Date Actual	Current Month Activity	Year to Date Encumbrance	Variance Favorable / Unfavorable	Percent Variance	Annual Appropriation	Appropriation Balance	Percent Remaining
Fiscal Year: 2025	(A)	(B)	(C)	(D)	(E = A - B - D)	(F = E / A)	(G)	(H = G - B - D)	(I = H / G)
Budget Fiscal Year: 2025									
EXPENDITURES									
Trustee & Benefit Payments	1,249,998	29,150	29,150	0	1,220,848	97.67 %	5,000,000	4,970,850	99.42 %
TOTAL EXPENDITURES:	1,249,998	29,150	29,150	0	1,220,848	97.67 %	5,000,000	4,970,850	99.42 %
TOTAL EXPD AND TRANSFERS OUT:	1,249,998	29,150	29,150	0	1,220,848	97.67 %	5,000,000	4,970,850	99.42 %

User ID: whaszier
Report ID: AD-FN-GL-003
Run Date: 09 Oct 2024
% of Time
Remaining: 75.0

Idaho Transportation Department
STATEMENT OF REVENUES AND EXPENDITURES
BUDGET TO ACTUAL
FOR THE FISCAL YEAR TO DATE - FOR THE PERIOD ENDED 9/30/2024

Fund: 0372 TECM Debt Service Fund

	Year to Date Allotment	Year to Date Actual	Current Month Activity	Variance Favorable / Unfavorable	Percent Variance	Annual Revenue Forecast
Fiscal Year: 2025	(A)	(B)	(C)	(D = B - A)	(E = D / A)	(F)
Budget Fiscal Year: 2025						
REVENUES						
State Sources - Misc	0	78,669	25,701	78,669	0.00 %	0
TOTAL REVENUES:	0	78,669	25,701	78,669	0.00 %	0
TRANSFERS-IN						
State Sources - Operating	0	21,045,018	10,458,437	21,045,018	0.00 %	0
TOTAL TRANSFERS-IN:	0	21,045,018	10,458,437	21,045,018	0.00 %	0
TOTAL REV AND TRANSFERS-IN:	0	21,123,687	10,484,138	21,123,687	0.00 %	0

	Year to Date Allotment	Year to Date Actual	Current Month Activity	Year to Date Encumbrance	Variance Favorable / Unfavorable	Percent Variance	Continuous Appropriation Forecast	Appropriation Forecast Balance	Percent Remaining
Fiscal Year: 2025	(A)	(B)	(C)	(D)	(E = A - B - D)	(F = E / A)	(G)	(H = G - B - D)	(I = H / G)
Budget Fiscal Year: 2025									
EXPENDITURES									
Bond Principal / Interest	13,812,272	13,812,271	5,000,268	0	1	0.00 %	58,933,028	45,120,757	76.56 %
TOTAL EXPENDITURES:	13,812,272	13,812,271	5,000,268	0	1	0.00 %	58,933,028	45,120,757	76.56 %
TOTAL EXPD AND TRANSFERS OUT:	13,812,272	13,812,271	5,000,268	0	1	0.00 %	58,933,028	45,120,757	76.56 %

Note: Continuous Appropriations are statutory appropriations that are not set by annual legislative action. Actual expenditures are based on program needs and cash availability.

User ID: whaszier
Report ID: AD-FN-GL-003
Run Date: 09 Oct 2024
% of Time
Remaining: 75.0

Idaho Transportation Department

STATEMENT OF REVENUES AND EXPENDITURES

BUDGET TO ACTUAL

FOR THE FISCAL YEAR TO DATE - FOR THE PERIOD ENDED 9/30/2024

Fund: 0373 TECM Capital Project Fund

	Year to Date Allotment	Year to Date Actual	Current Month Activity	Variance Favorable / Unfavorable	Percent Variance	Annual Revenue Forecast
Fiscal Year: 2025	(A)	(B)	(C)	(D = B - A)	(E = D / A)	(F)
Budget Fiscal Year: 2025						
REVENUES						
State Sources - Misc	95,000,000	123,802,032	36,016,561	28,802,032	30.32 %	230,000,000
TOTAL REVENUES:	95,000,000	123,802,032	36,016,561	28,802,032	30.32 %	230,000,000
TOTAL REV AND TRANSFERS-IN:	95,000,000	123,802,032	36,016,561	28,802,032	30.32 %	230,000,000

	Year to Date Allotment	Year to Date Actual	Current Month Activity	Year to Date Encumbrance	Variance Favorable / Unfavorable	Percent Variance	Continuous Appropriation Forecast	Appropriation Forecast Balance	Percent Remaining
Fiscal Year: 2025	(A)	(B)	(C)	(D)	(E = A - B - D)	(F = E / A)	(G)	(H = G - B - D)	(I = H / G)
Budget Fiscal Year: 2025									
EXPENDITURES									
Capital Projects	116,630,304	123,919,962	36,019,165	0	(7,289,658)	-6.25%	268,768,121	144,848,159	53.89 %
TOTAL EXPENDITURES:	116,630,304	123,919,962	36,019,165	0	(7,289,658)	-6.25%	268,768,121	144,848,159	53.89 %
TOTAL EXPD AND TRANSFERS OUT:	116,630,304	123,919,962	36,019,165	0	(7,289,658)	-6.25%	268,768,121	144,848,159	53.89 %

Note: Continuous Appropriations are statutory appropriations that are not set by annual legislative action. Actual expenditures are based on program needs and cash availability.

User ID: whaszier
 Report ID: AD-FN-GL-003
 Run Date: 09 Oct 2024
 % of Time
 Remaining: 75.0

Idaho Transportation Department

STATEMENT OF REVENUES AND EXPENDITURES

BUDGET TO ACTUAL

FOR THE FISCAL YEAR TO DATE - FOR THE PERIOD ENDED 9/30/2024

Fund: 0374 GARVEE Capital Project Fund

Fiscal Year:	2025	Year to Date Allotment	Year to Date Actual	Current Month Activity	Variance Favorable / Unfavorable	Percent Variance	Annual Revenue Forecast
Budget Fiscal Year:	2025	(A)	(B)	(C)	(D = B - A)	(E = D / A)	(F)
REVENUES							
State Sources - Misc		3,000,000	599,827	349	(2,400,173)	-80.01%	7,000,000
TOTAL REVENUES:		3,000,000	599,827	349	(2,400,173)	-80.01%	7,000,000
TOTAL REV AND TRANSFERS-IN:		3,000,000	599,827	349	(2,400,173)	-80.01%	7,000,000

Fiscal Year:	2025	Year to Date Allotment	Year to Date Actual	Current Month Activity	Year to Date Encumbrance	Variance Favorable / Unfavorable	Percent Variance	Continuous Appropriation Forecast	Appropriation Forecast Balance	Percent Remaining
Budget Fiscal Year:	2025	(A)	(B)	(C)	(D)	(E = A - B - D)	(F = E / A)	(G)	(H = G - B - D)	(I = H / G)
EXPENDITURES										
Capital Projects		3,000,000	616,217	0	0	2,383,783	79.46 %	7,000,000	6,383,783	91.20 %
TOTAL EXPENDITURES:		3,000,000	616,217	0	0	2,383,783	79.46 %	7,000,000	6,383,783	91.20 %
TOTAL EXPD AND TRANSFERS OUT:		3,000,000	616,217	0	0	2,383,783	79.46 %	7,000,000	6,383,783	91.20 %

Note: Continuous Appropriations are statutory appropriations that are not set by annual legislative action. Actual expenditures are based on program needs and cash availability.

User ID: whaszier
Report ID: AD-FN-GL-003
Run Date: 09 Oct 2024
% of Time
Remaining: 75.0

Idaho Transportation Department
STATEMENT OF REVENUES AND EXPENDITURES
BUDGET TO ACTUAL
FOR THE FISCAL YEAR TO DATE - FOR THE PERIOD ENDED 9/30/2024

Fund: 0375 GARVEE Debt Service Fund

	Year to Date Allotment	Year to Date Actual	Current Month Activity	Variance Favorable / Unfavorable	Percent Variance	Annual Revenue Forecast
Fiscal Year: 2025	(A)	(B)	(C)	(D = B - A)	(E = D / A)	(F)
Budget Fiscal Year: 2025						
REVENUES						
State Sources - Misc	0	52,618	11,862	52,618	0.00 %	0
TOTAL REVENUES:	0	52,618	11,862	52,618	0.00 %	0
TRANSFERS-IN						
Operating	0	3,613,171	958,519	3,613,171	0.00 %	0
State Sources - Operating	1,000,000	0	0	(1,000,000)	-100.00%	58,528,901
TOTAL TRANSFERS-IN:	1,000,000	3,613,171	958,519	2,613,171	261.32 %	58,528,901
TOTAL REV AND TRANSFERS-IN:	1,000,000	3,665,788	970,381	2,665,789	266.58 %	58,528,901

	Year to Date Allotment	Year to Date Actual	Current Month Activity	Year to Date Encumbrance	Variance Favorable / Unfavorable	Percent Variance	Continuous Appropriation Forecast	Appropriation Forecast Balance	Percent Remaining
Fiscal Year: 2025	(A)	(B)	(C)	(D)	(E = A - B - D)	(F = E / A)	(G)	(H = G - B - D)	(I = H / G)
Budget Fiscal Year: 2025									
EXPENDITURES									
Bond Principal / Interest	48,167,856	48,167,856	407,965	0	0	0.00 %	62,448,832	14,280,976	22.87 %
TOTAL EXPENDITURES:	48,167,856	48,167,856	407,965	0	0	0.00 %	62,448,832	14,280,976	22.87 %
TOTAL EXPD AND TRANSFERS OUT:	48,167,856	48,167,856	407,965	0	0	0.00 %	62,448,832	14,280,976	22.87 %

Note: Continuous Appropriations are statutory appropriations that are not set by annual legislative action. Actual expenditures are based on program needs and cash availability.

User ID: whaszier
 Report ID: AD-FN-GL-003
 Run Date: 09 Oct 2024
 % of Time
 Remaining: 75.0

Idaho Transportation Department

STATEMENT OF REVENUES AND EXPENDITURES

BUDGET TO ACTUAL

FOR THE FISCAL YEAR TO DATE - FOR THE PERIOD ENDED 9/30/2024

Fund: 0221 State Aeronautics Fund

	Year to Date Allotment	Year to Date Actual	Current Month Activity	Variance Favorable / Unfavorable	Percent Variance	Annual Revenue Forecast
Fiscal Year: 2025	(A)	(B)	(C)	(D = B - A)	(E = D / A)	(F)
Budget Fiscal Year: 2025						
REVENUES						
Federal Sources - FAA	100,000	70,364	7,887	(29,636)	-29.64%	668,500
State Sources - Misc	298,936	495,075	161,819	196,139	65.61 %	1,823,500
Interagency Sources - Misc	125,000	75,212	30,682	(49,788)	-39.83%	300,000
TOTAL REVENUES:	523,936	640,651	200,387	116,715	22.28 %	2,792,000
TRANSFERS-IN						
Operating	1,052,449	1,000,076	269,179	(52,373)	-4.98%	3,240,000
TOTAL TRANSFERS-IN:	1,052,449	1,000,076	269,179	(52,373)	-4.98%	3,240,000
TOTAL REV AND TRANSFERS-IN:	1,576,385	1,640,727	469,567	64,342	4.08 %	6,032,000

	Year to Date Allotment	Year to Date Actual	Current Month Activity	Year to Date Encumbrance	Variance Favorable / Unfavorable	Percent Variance	Annual Appropriation	Appropriation Balance	Percent Remaining
Fiscal Year: 2025	(A)	(B)	(C)	(D)	(E = A - B - D)	(F = E / A)	(G)	(H = G - B - D)	(I = H / G)
Budget Fiscal Year: 2025									
EXPENDITURES									
Permanent Staff Salaries	272,440	218,961	57,759	0	53,479	19.63 %	1,011,920	792,959	78.36 %
Board, Hourly, OT, Shift Diff	54,716	54,481	15,470	0	235	0.43 %	154,841	100,360	64.81 %
Fringe Benefits	118,357	91,050	26,865	0	27,306	23.07 %	420,639	329,589	78.35 %
Travel Expense	20,000	26,092	11,497	0	(6,092)	-30.46%	74,175	48,083	64.82 %
Operating Expenditures	464,072	218,653	36,679	5,850	239,569	51.62 %	2,244,225	2,019,722	90.00 %
Capital Equipment Expense	113,800	9,391	9,391	0	104,409	91.75 %	133,300	123,909	92.95 %
Capital Facilities Expense	130,505	8,611	6,143	471,914	(350,020)	-268.20%	1,785,005	1,304,480	73.08 %
Trustee & Benefit Payments	1,720,000	1,941,534	112,239	0	(221,534)	-12.88%	35,688,143	33,746,609	94.56 %
TOTAL EXPENDITURES:	2,893,890	2,568,774	276,042	477,764	(152,648)	-5.27%	41,512,248	38,465,711	92.66 %
TOTAL EXPD AND TRANSFERS OUT:	2,893,890	2,568,774	276,042	477,764	(152,648)	-5.27%	41,512,248	38,465,711	92.66 %



Board Agenda Item

ITD 2210 (Rev. 12-23)

Meeting Date November 13, 2024

No Presentation: Consent Item ☐ Informational Calendar Item ☐

Presentation: Informational ☒ Action with Resolution ☐ Time Needed: 10

Presenter's Name Kirk Weiskircher	Presenter's Title Financial Manager - FP&A
Preparer's Name Kirk Weiskircher	Preparer's Title Financial Manager - FP&A

Subject

FY2026 Budget Revision #1 with Statewide Cost Allocation Plan Adjustment		
Key Number	District	Route Number

Background Information

The FY2026 Revision #1 budget request now includes the statewide cost allocation plan (SWCAP). The summary of changes is listed below.

The FY2026 Revision Appropriation Request carries these changes from the Original Budget Request.

FTP's	Spending Authority	
1,645.0	\$1,203,944,800	FY26 Original Budget Request (08-30-24)
	1,188,600	Administration: Statewide Cost Allocation Plan*
	824,900	Targeted CEC Correction
	(522,600)	Remove/adjust some equipment items
	(1,454,500)	Remove some contract inflation
0.0	\$36,400	Net Change
1,645.0	\$1,203,981,200	FY26 Revision #1 Budget (10-31-24)

* \$150,000 Placeholder for SWCAP replaced by actual SWCAP increase of \$1,338,600

Summary values carried in the FY26 Appropriation Request

\$ 784,045,700	FY26 Base
66,706,600	Base Adjustments
\$ 850,752,300	Adjusted FY26 Base
353,228,900	Line Items
\$ 1,203,981,200	Total FY26 Spending Authority
143,540,900	Debt Service
\$ 1,347,522,000	FY26 Total Program Funding

Exhibits

Revision #1 Request Summary, Line Item Summary

Recommendations *(Action items require a resolution)*

--

IDAHO TRANSPORTATION DEPARTMENT

November 2024 Board Meeting

Revision 1 Submission FY26 Appropriation

	<u>Funding</u>	<u>FTE's</u>
FY26 BASE	784,045,700	1,645.0
Adjustments		
Change in Employee Compensation (1.0%)	\$1,255,700	
Replacement Equipment	\$61,496,000	
Statewide Cost Allocation Program (SWCAP)	\$1,338,600	
Health Insurance	\$1,868,300	
Contract Inflation	\$748,000	
	<hr/> \$66,706,600	
FY26 ADJUSTED BASE	850,752,300	1,645.0
Line Items (Grouped by Division)		
Administration	\$86,100	
Aeronautics	\$85,700	
Capital Facilities	\$25,100,000	
Contract Construction & Right of Way	\$299,406,400	
Highways	\$28,550,700	
	<hr/> \$353,228,900	
FY26 TOTAL APPROPRIATION (Spending Authority)	1,203,981,200	1,645.0
GARVEE Bond Debt Service	\$63,540,900	
TECM Bond Debt Service	\$80,000,000	
FY26 TOTAL PROGRAM FUNDING (Rounded)	1,347,522,000	1,645.0

FY2026 Line Items - By Division

	One-Time Ongoing	FTP	Personnel Costs	Operating Expenses	Capital Outlay	Trustee Benefits	Total	Dedicated	Federal	Local
<u>Administration</u>										
12.02 Targeted CEC	OG	0.0	\$86,100	\$0	\$0	\$0	\$86,100	\$86,100	\$0	\$0
<u>Division Totals:</u>		0	\$86,100	\$0	\$0	\$0	\$86,100	\$86,100	\$0	\$0
<u>Aeronautics</u>										
12.13 New Equipment	1x	0.0	\$0	\$0	\$85,700	\$0	\$85,700	\$85,700	\$0	\$0
<u>Division Totals:</u>		0	\$0	\$0	\$85,700	\$0	\$85,700	\$85,700	\$0	\$0
<u>Capital Facilities</u>										
12.03 General Projects	1x	0.0	\$0	\$0	\$15,500,000	\$0	\$15,500,000	\$15,500,000	\$0	\$0
12.04 District 4 HQ Relocation	1x	0.0	\$0	\$0	\$9,600,000	\$0	\$9,600,000	\$9,600,000	\$0	\$0
<u>Division Totals:</u>		0	\$0	\$0	\$25,100,000	\$0	\$25,100,000	\$25,100,000	\$0	\$0
<u>Contract Construction and ROW</u>										
12.01 Contract Construction Funds	OG	0.0	\$0	\$0	\$57,276,000	\$0	\$57,276,000	\$0	\$57,276,000	\$0
12.08 Contract Construction Obligated Unspent Alignment	OG	0.0	\$0	\$0	\$55,000,000	\$0	\$55,000,000	\$0	\$50,000,000	\$5,000,000
12.10 Transportation Safety and Capacity	1x	0.0	\$0	\$0	\$59,822,400	\$0	\$59,822,400	\$59,822,400	\$0	\$0
12.11 Roads and Bridge Maintenance	1x	0.0	\$0	\$0	\$127,308,000	\$0	\$127,308,000	\$127,308,000	\$0	\$0
<u>Division Totals:</u>		0	\$0	\$0	\$299,406,400	\$0	\$299,406,400	\$187,130,400	\$107,276,000	\$5,000,000
<u>Highways</u>										
12.02 Targeted CEC	OG	0.0	\$3,324,000	\$0	\$0	\$0	\$3,324,000	\$3,324,000	\$0	\$0
12.05 New Equipment Statewide	1x	0.0	\$0	\$208,200	\$10,066,500	\$0	\$10,274,700	\$10,274,700	\$0	\$0
12.06 AASHTOWARE Material Module Spending Authority	1x	0.0	\$0	\$1,360,000	\$0	\$0	\$1,360,000	\$1,360,000	\$0	\$0
12.07 Federal Spending Authority for Public Transportation Funding	1x/OG	0.0	\$0	\$0	\$0	\$11,400,000	\$11,400,000	\$0	\$11,400,000	\$0
12.09 Federal Spending Authority for Highway Safety	OG	0.0	\$0	\$700,000	\$0	\$0	\$700,000	\$0	\$700,000	\$0
12.12 Ongoing Federal Spending Authority for Metropolitan Planning Funding	OG	0.0	\$0	\$0	\$0	\$580,000	\$580,000	\$0	\$580,000	\$0
12.14 Historical Markers Grant Spending Authority	1x	0.0	\$0	\$347,000	\$0	\$0	\$347,000	\$0	\$347,000	\$0
12.15 CARES Act	1x	0.0	\$0	\$0	\$0	\$565,000	\$565,000	\$0	\$565,000	\$0
<u>Division Totals:</u>		0	\$3,324,000	\$2,615,200	\$10,066,500	\$12,545,000	\$28,550,700	\$14,958,700	\$13,592,000	\$0
<u>Motor Vehicles</u>										
<u>Division Totals:</u>		0	\$0	\$0	\$0	\$0	\$0	\$0	\$0	\$0
REPORT TOTALS		0.0	\$3,410,100	\$2,615,200	\$334,658,600	\$12,545,000	\$353,228,900	\$227,360,900	\$120,868,000	\$5,000,000



Board Agenda Item

ITD 2210 (Rev. 12-23)

Meeting Date 11/13/2024

No Presentation: Consent Item ☐ Informational Calendar Item ☐

Presentation: Informational ☐ Action with Resolution ☒ Time Needed: 10 min

Presenter's Name Tom Mahoney	Presenter's Title Aeronautics Administrator
Preparer's Name Steffen Verdin	Preparer's Title Aeronautics Planning & Development Manager

Subject

State Fiscal Year 2025 Idaho Airport Aid Program Grant Funding		
Key Number N/A	District All	Route Number N/A

Background Information

Idaho Administrative Code 39.04.01 Section 701 provides the allocation program rules for developing the Idaho Airport Aid Program funding. Funding for the Idaho Airport Aid Program is primarily funded through aviation and jet fuel taxes.

Each State Fiscal Year (SFY) funding limits are set forth through legislative allocation. Dedicated funding allocation for SFY25 was established at \$1,250,000. This year's Idaho Airport Aid Program provides funding for sixteen general aviation airports, two community airports, and seven primary service airports. Idaho has six primary airports but we also provide funding to the Pullman-Moscow Airport as it has been recognized as an economic driver for the economy of Moscow and the University of Idaho. The Pullman-Moscow Airport receives half of what the Idaho primary service airports receive.

All funded projects are derived from grant applications listed on the Aeronautics Capital Improvement Program that are ready to proceed and have a high priority based upon our prioritization and allocation methodology. Aeronautics' staff prioritized and recommended projects. The Aeronautics Advisory Board (AAB) reviewed and supports the recommended projects. The AAB accepted the program on October 30, 2024.

Seeking approval from the ITD Board as required per IDAPA 39.04.01.

Recommendations *(Action items require a resolution)*

The Division of Aeronautics recommends the SFY25 Idaho Airport Aid Program airport projects, as presented, for approval and implementation. This approval is with the understanding that final grant amounts may change due to the actual bids received and minor scope changes prior to construction. Resolution on page 75.



Thomas Mahoney

Administrator



YOUR *Safety* . . . ► YOUR *Mobility* . . . ► YOUR *Economic Opportunity*



Dedicated Idaho Airport Aid Program State Fiscal Year 2025

Base Budget for SFY25 IDAHO AIRPORT AID PROGRAM Grants = \$1,250,000				
PRIMARY SERVICE	PROJECT DESCRIPTION	FAA 93.75%	SPONSOR 6.25%	AERO Flat Rate
Boise Air Terminal - Gowen Field	Airport Development or Noise program implementation	\$13,390,090		\$15,000
Friedman Memorial Airport Authority	Recon Airport Rotating Beacon, Seal & crack repair	\$1,079,071		\$15,000
Idaho Falls Regional - Fanning Field	Expand Terminal building	\$4,266,667		\$15,000
Joslin Field, Magic Valley Regional	N/A	\$0		\$15,000
Lewiston Nez Perce County Regional	Rehabilitate Runway lighting 08/26 Recon Runway Signage	\$2,522,756		\$15,000
Pocatello Regional	Construct taxi lane	\$1,104,465		\$15,000
Pullman - Moscow Regional	N/A	\$0		\$7,500
PRIMARY SERVICE 'NPIAS' AIRPORTS TOTAL		\$22,363,049	\$0	\$97,500
GENERAL AVIATION	PROJECT DESCRIPTION	FAA 90%	SPONSOR	AERO
Bonnerr Ferry-Boundary County	Rehab runway 2/20 and extend	\$89,259	\$6,694	\$2,231
Buhl Municipal	Rehab runway 9/27	\$2,833,657	\$141,683	\$141,683
Burley Municipal	Environmental Assessment	\$598,000	\$44,850	\$14,950
Caldwell Executive	Extend Taxiway B, Construct Taxiway B3 Expand Terminal Apron	\$2,098,657	\$157,399	\$76,938
Challis	Update Master Plan	\$405,000	\$30,375	\$10,125
Gooding Municipal	Seal & crack repair runway 8/26, taxiways and taxi lanes	\$460,229	\$34,517	\$15,412
Grangeville-Idaho County	Seal and crack repair 8/26, taxiways, hanger taxi lanes	\$319,064	\$23,930	\$7,977
Jerome County	Rehab taxi lane	\$136,566	\$10,242	\$3,414
Orofino Municipal	Seal runway, taxiway and apron	\$327,141	\$24,536	\$13,711
Pappy Boyington Field	Extend taxiway C, shift taxiway D, relocate ARFF access	\$4,584,757	\$343,857	\$136,418
Paris-Bear Lake	Construct taxi lane	\$1,043,113	\$78,233	\$35,411
Priest River	Update Master Plan	\$194,607	\$14,596	\$4,865
Priest River	Construct taxi lane	\$817,604	\$61,320	\$39,107
Reed Memorial	Runway shift	\$10,838,406	\$812,880	\$270,960
Rexburg-Madison County	Environmental Assessment	\$340,000	\$25,500	\$17,000
Salmon-Lemhi County	Construct building	\$480,000	\$36,000	\$12,000
St Maries Municipal	Construct access road	\$813,428	\$61,007	\$20,336
GENERAL AVIATION 'NPIAS' AIRPORTS TOTAL		\$26,379,488	\$1,907,620	\$822,538
COMMUNITY	PROJECT DESCRIPTION	Match Rate	SPONSOR	AERO
Midvale	Runway & apron pavement	60%	\$100,000	\$250,000
Emmett	Update Master Plan	50%	\$32,500	\$32,500
COMMUNITY 'NON-NPIAS' AIRPORTS TOTAL - - - -			\$132,500.00	\$282,500.00
Division of Aeronautics	Projects			AERO
AERONAUTICS PROGRAMS TOTAL				\$0
TOTALS		\$48,742,537	\$2,040,120	\$1,202,538



RES. NO. WHEREAS, at the Idaho Transportation Board has the authority to design,
ITB construct, reconstruct, alter, extend, repair and maintain state aeronautical
 facilities; and

WHEREAS, the Idaho Transportation Board has the authority to expend funds for
the construction, maintenance and improvement of public owned aeronautical
facilities; and

WHEREAS, the Idaho State Legislature approved \$1,250,000 for airport
improvements; and

WHEREAS, the Idaho Aeronautics Advisory Board recommended approval of
the proposed funding plan at their meeting on October 30, 2024.

NOW THEREFORE BE IT RESOLVED, that Board approves the Idaho Airport
Aid Program for State Fiscal Year 2025 in the amount of \$1,250,000.

BE IT FURTHER RESOLVED, the Board directs the Division of Aeronautics to
issue grant offers for SFY 2025.



Board Agenda Item

ITD 2210 (Rev. 12-23)

Meeting Date November 13, 2024

No Presentation: Consent Item ☐ Informational Calendar Item ☐

Presentation: Informational ☐ Action with Resolution ☒ Time Needed: 10 minutes

Presenter's Name Monica Crider, PE	Presenter's Title State Design Engineer
Preparer's Name Mohsen Amirmojahedi, PE	Preparer's Title Consultant Services Engineer

Subject

REQUEST TO APPROVE CONSULTANT AGREEMENTS

Key Number See table below	District	Route Number
-------------------------------	----------	--------------

Background Information

Board Policy 4001 delegates authority to the Director or another designee to approve routine engineering professional services agreements of up to \$1,000,000, work task agreements for professional services up to \$500,000, cumulative work task agreements (one or more consultants) on a project up to \$1,500,000 and consultant two-year work task agreement total up to \$1,500,000. Any agreements greater than these thresholds must be authorized by the Board.

Professional service agreements, procured through ITD HQ Design Section, Consultant Services, follow three different processes based on the size of agreement. In all cases, professional services agreements are secured using a qualification-based system rather than a competitive low bid basis used for typical construction contracts.

- Work task agreements less than \$150,000 are procured through a Direct Select process.
- Work task agreements between \$150,000 and \$500,000 are procured through a Request for Information (RFI) process which short lists consultants from a prequalified consultant registry referred to as the Term Agreement list.
- Professional service agreements greater than \$500,000 are solicited through a formal Request for Proposal (RFP).

The scale of these agreements is often anticipated and necessary due to the complexity and magnitude of the associated construction projects. In many instances, the original intent is to solicit the consultant services in phases allowing for greater flexibility for the Department, limited liability, and updating when a more refined scope of work is obtained. In other cases, such as for Construction Engineering and Inspection (CE&I) services one single agreement may be issued allowing for continuity of the inspector during the construction phase.

Project specific memorandums are attached and listed in the table below, for each project agreement seeking approval.



Board Agenda Item

ITD 2210 (Rev. 12-23)

KEY NUMBER/ SERVICES	PROJECT NAME	DISTRICT	TOTAL PREVIOUS AGREEMENTS	PREVIOUS AUTHORIZATION	THIS AUTHORIZATION REQUEST	TOTAL AUTHORIZATION
21811 ¹ / Design	D4 Regional Planning	4	\$803,482	-	\$470,430	\$1,273,912
23246, 23254, 24084 ¹ / Design	US-20, Auxiliary Lanes Lewisville IC to S Rigby IC, Rexburg Middle IC to St Anthony IC, and Exit 337 Ramp Extensions	6	-	-	\$2,312,400	\$2,312,400

- 1 Professional Agreements > \$1M
2 Work Task Agreements > \$500K
3 Cumulative Work Task Agreement for project > \$1.5M
4 Consultant Two-year Work Task total > \$1.5M

Recommendations (*Action items require a resolution*)

Approval of resolution on page 80.



DATE: October 24, 2024

Program Number(s) A021(811)

TO: Monica Crider, PE
State Design Engineer

Digitally signed by Monica Crider
Date: 2024.10.30
10:05:20 -06'00'

Key Number(s) 21811

FROM: Jesse Barrus, PE
District 4 Engineer

Digitally signed by Jesse Barrus
Date: 2024.10.30
09:21:13 -06'00'

Program ID, County, Etc. D4
Regional Planning

RE: Request to approve professional services agreement authorization to greater than \$1,000,000 on the Kittelson & Associates, Inc. professional services agreement for the D4 Regional Planning.

The purpose of this project is to provide system planning efforts in creating the Magic Valley Metropolitan Planning Organization (MVMPO).

In March 2020, through a Request for Proposals (RFP), Kittelson & Associate, Inc. was selected to inform, listen, identify, analyze, and recommend solutions to assist with the formation of an MPO for the Magic Valley.

The agreement was negotiated in November 2020 for the amount of \$803,482. The agreement includes three phases:

- Phase 1, MPO Research, Education, and Framework
- Phase 2, MPO Policies, Procedures, and Formation
- Phase 3, MPO Implementation and Federally Required Work Products

Additional services for completing phase 3 are needed, including coordination and support for the MVMPO Policy Board, Executive Director onboarding, Travel Demand Modeling, and the Metropolitan Transportation Plan.

The negotiated cost of services for the supplemental agreement is \$470,430. These services will bring the total cost of services to approximately \$1,273,912.

Currently, there is \$1,274,000 obligated for all services by consultants.



DATE: October 22, 2024

Program Number(s) A023(246), 023(254),
A024(084)

TO: Monica Crider, PE *MC*
State Design Engineer

Key Number(s) 23246, 23254, 24084

FROM: Jason Minzghor, PE
District 6 Engineer *JM*

Program ID, County, Etc. US-20, Auxiliary
Lanes Lewisville IC to S Rigby IC, Rexburg
Middle IC to St Anthony IC, and Exit 337
Ramp Extensions in Jefferson, Madison, and
Fremont Counties

RE: Request to approve professional services agreement authorization to greater than \$1,000,000 on the Horrocks Engineers, Inc. professional services agreement for the US-20, Auxiliary Lanes Lewisville IC to S Rigby IC, Rexburg Middle IC to St Anthony IC, and Exit 337 Ramp Extensions in Jefferson, Madison, and Fremont Counties.

The purpose of the projects will be to increase the mobility, safety, and longevity of US-20 through the design of an auxiliary lane between Idaho Falls and Rigby, improving the roadway surface between Rexburg and St Anthony, and improving the geometry of the ramps at Exit 337 to modern standards.

In April 2024, through Request for Proposals (RFP), Horrocks Engineers, Inc. was selected to provide environmental and design services through PS&E.

The project design services were split into two phases to define the scope and approach. Phase 1 will be for data collection and Preliminary Design. Phase 2 will be for intermediate Design to Final Design and PS&E.

The negotiated cost of services for Phase 1 agreement is \$2,312,400. This is approximately 7% of the programmed construction funding.

Currently there is a total of \$2,400,000 scheduled for design services by consultants. Additional funding and Board authorization will be required for Phase 2. No agreement will be written without enough obligated funding.



Board Agenda Item

ITD 2210 (Rev. 12-23)

RESOLUTION

WHEREAS, Board Policy 4001 requires the Idaho Transportation Board (Board) to authorize professional services agreements greater than \$1,000,000 and each subsequent cost increase, work task agreements greater than \$500,000, cumulative work task agreements on a project greater than \$1,500,000, and consultant two-year work task agreement total greater than \$1,500,000; and

WHEREAS, the Idaho Transportation Board has been provided details about each project requesting authorization; and

WHEREAS, funding will be committed to these agreements before they are executed.

NOW THEREFORE BE IT RESOLVED, that the Board hereby grants the authority for professional service agreement(s) as noted in the following table:

KEY NUMBER/ SERVICES	PROJECT NAME	DISTRICT	TOTAL PREVIOUS AGREEMENTS	PREVIOUS AUTHORIZATION	THIS AUTHORIZATION REQUEST	TOTAL AUTHORIZATION
21811 ¹ / Design	D4 Regional Planning	4	\$803,482	-	\$470,430	\$1,273,912
23246, 23254, 24084 ¹ / Design	US-20, Auxiliary Lanes Lewisville IC to S Rigby IC, Rexburg Middle IC to St Anthony IC, and Exit 337 Ramp Extensions	6	-	-	\$2,312,400	\$2,312,400

1 Professional Agreements > \$1M

2 Work Task Agreements > \$500K

3 Cumulative Work Task Agreement for project > \$1.5M

4 Consultant Two-year Work Task total > \$1.5M



Board Agenda Item

ITD 2210 (Rev. 12-23)

Meeting Date November 13, 2024

No Presentation: Consent Item ☐ Informational Calendar Item ☐

Presentation: Informational ☐ Action with Resolution ☒ Time Needed: 5 min

Presenter's Name Shawna King	Presenter's Title D3 Engineering Manager
Preparer's Name Shawna King	Preparer's Title D3 Engineering Manager

Subject

Add US-20/26 and SH-44 Pedestrian Ramp Improvements to FY26 of the Approved FY25-31 ITIP		
Key Number NA	District 3	Route Number US-20/26 (Broadway), SH-44 (Glenwood), US-20/26 (Chinden)

Background Information

District 3 is requesting a project be added to the program. The proposed project is to upgrade pedestrian ramps along US-20/26 Broadway from Federal Way to Front Street, SH-44 Glenwood from Chinden Blvd. to Strawberry Glenn Road and US-20/26 Chinden Blvd. from Joplin Road to West Explorer Drive. Approval will be contingent on COMPASS' Board Transportation Improvement Program (TIP) approval.

There are approximately 75 pedestrian ramps along these routes that should meet current American's with Disabilities Act (ADA) standards. A previous sealcoat project in 2023, Key No. 20536, was revised to a pavement mill and inlay just prior to delivery due to deteriorating pavement conditions, and with the quick change in the pavement project, upgrading the pedestrian ramps still needs to be addressed. This project will provide the opportunity to improve the pedestrian ramp facilities along these routes.

The District has evaluated the pedestrian ramps and is ready to begin developing a project to upgrade the 75 ramps to the extent feasible within the existing right of way.

Recommendations *(Action items require a resolution)*

Approval of resolution on page 82.

RESOLUTION

WHEREAS, the Idaho Transportation Board supports the Idaho Transportation Department (ITD) mission of safety, mobility, and economic opportunity; and

WHEREAS; upgrading pedestrian ramps to conform with the American's with Disabilities Act (ADA) standards to the extent feasible is to be included with pavement improvement projects; and

WHEREAS; there are 75 pedestrian ramps within the previous pavement improvement project limits that should meet ADA standards.

NOW THERFORE BE IT RESOLVED, that the Board approves adding the US-20/26 and SH-44 Pedestrian Ramp Improvements Project to FY26 of the approved FY25-FY31 ITIP at a total cost of \$2,000,000 - with \$400,000 development in FY25 and \$1,600,000 construction in FY26. FY25 Federal Aid funding from statewide balancing will be used for development.



Board Agenda Item

ITD 2210 (Rev. 12-23)

Meeting Date November 13, 2024

No Presentation: Consent Item ☐ Informational Calendar Item ☐

Presentation: Informational ☒ Action with Resolution ☐ Time Needed: 10 min

Presenter's Name Blaine Schwendiman	Presenter's Title Planner, Transportation SR
Preparer's Name Blaine Schwendiman	Preparer's Title Planner, Transportation SR

Subject

Rail-Highway Crossing Program Annual Report		
Key Number n/a	District n/a	Route Number n/a

Background Information

Idaho Transportation Department Administrative Policy 5085 specifies a report is to be submitted to the Idaho Transportation Board annually on the status of the State Rail-Highway Crossing Protection (RHCP) program.

The goal of this program is to reduce the number and severity of vehicle-train incidents at public rail-highway crossings, which is in alignment with the Idaho Transportation Department's strategic mission of "Your Safety" by providing the safest transportation system possible through reductions in injuries and fatalities related to rail-highway crossings.

The program is funded by State and Federal funds:

- State funds of \$250,000.00 in accordance with Idaho Statutes 63-2412(c) and 62-304A
- Federal funds of \$2,000,000.00 in accordance with Title 23, U.S. Code Section 130

Funds are used for rail-highway crossing upgrades, crossing signalization, and public education and safety programs. Twenty-five thousand is mandated to support public education and safety programs that promote awareness of public safety at rail-highway at-grade crossings.



Board Agenda Item

ITD 2210 (Rev. 12-23)

Project List:

October 1, 2023 - September 30, 2024					
Key No.	Dist	RR Co.	Project Name	Budget (\$100K)	Project Status
20359	1	BNSF	S Granite Lake BNSF, Bonner Co. Install signals & planking	320	3
20621	1	UPRR	Elmira Rd, Sandpoint. Install signals & planking	500	2
20394	1	UPRR	N Idaho ST, Kootenai Co. Install signals & planking	592	3
20656	1	BNSF	Woodland Dr, BNSF, Sandpoint. Install signals & planking	385	4
22035	1	UPRR	Atlas Rd, Hayden. Install signals & planking	500	2
23828	1	UPRR	Iron Horse Road, Eastport (ID/CA boarder) Add lights & warning signs	450	3
23949	1	STMA	N 10 th St, St. Maries. Upgrade to concrete planking	200	2
24292	1	BNSF/POVA	Wisconsin ST, Priest River. Replace concrete planking	285	4
24613	2	WIM	SH 6, Rail Signs Upgrade, Latah Co. Add RR Crossing signs	10	1
23020	3	INPR	West 1 ST ST, Fruitland. Install signals, gate, planking bike/ped	550	4
23379	3	UPRR	Karcher Rd, Nampa. Install signals, planking & warning signs	750	3
24293	3	UPRR	N 4TH Ave, Caldwell. Crossing clousure	260	3
23950	3	UPRR	Deb Lane, Wilder. Crossing clousure	450	1
23371	4	EIRR	SH24, Acequia. Install signals, planking & warning signs	700	5
23951	4	EIRR	Hankins Rd, Twin Falls. Install signals, planking & warning signs	300	5
23952	4	EIRR	N 3400 E, Kimberly. Install signals, planking & warning signs	500	5
23953	5	UPRR	New Day Parkway, Chubbuck. Crossing expansion to five lanes	1,000	3
23954	5	UPRR	Chubbuck Rd, Chubbuck. Upgrade signal lights upgrade	850	3
24391	5	Malad Shortline	SH 38, Depot Str, Malad. Replace planking	695	1
23369	6	UPRR	US20B & Birch St, Idaho Falls. Add Over Height Detection	600	2
23370	6	EIRR	US26, Near Iona Rd. Resurface approach, replace planking	550	4

October 1, 2024 - September 30, 2025					
Key No.	Dist	RR Co.	Project Name	Budget (\$100K)	Project Status
20378	1	UPRR	N. Huetter Rd, Post Falls. Install signal lights and gates	410	4
23018	1	BNSF	Dayton Way, Bonners Ferry. Install signals, planking & signs	600	4
20723	3	UPRR	River Dock Rd, Washington County. Install signal lights & gates	410	4
23971	3	UPRR	S Cole Rd, ADA County HD. Install signal lights	670	4
23391	6	EIRR	US20B, E Anderson & Holmes, Idaho Falls. Upgrade planking & signal lights	400	4

PROJECT STATUS LEGEND

- 1 – In construction
- 2 – Agreement in place, pending construction start
- 3 – Design completed – pending agreement between ITD, RR, & LHJ
- 4 – Design/Agreement in development
- 5 - Complete

Recommendations *(Action items require a resolution)*

For information.



Idaho's 2024 RAIL-HIGHWAY CROSSING PROGRAM Report November 2024



Table of Contents

Executive Summary	3
Program Structure	4
History	4
Project Selection	4
Summary of Crossings by Classification	5
Program Effectiveness	5
Incident Statistics	5
Project Metrics	7
Projects Obligated (Oct 1, 2023 – Sept 30, 2024)	7
ITIP 2025-2031 RHCP Projects	9
Leading Idaho Funding	10

Executive Summary

A comprehensive approach to safety of a transportation system, whether used by “vehicles and pedestrians” or “trains and freight,” including the 4Es has proven to be the best way to achieve significant reductions in fatalities and injuries. The elements of the 4Es are: Engineering, Education, Enforcement, and Emergency Medical Services (EMS).

The 4Es principle is used at locations where railroad systems and public road systems intersect one another, called public rail-highway crossings (Crossings). These Crossings are engineered with safety as a goal in accordance with AASHTO standards and delineated in accordance with the Manual of Uniform Traffic Control Devices (MUTCD) as adopted by Idaho.

Thirteen (13) railroad companies operate in Idaho with **1,319 public motorized** and **9 non-motorized-Pathway/Ped** rail crossings. Of those rail crossings **1,173** are at-grade rail crossings. Broken down further a total of **1,167** at-grade crossing are rail-highway crossings only. Over the years and when sufficient funding is available, grade separation structures have been constructed to eliminate vehicle-train collisions. The remaining at-grade crossings are made safer by installing signage and delineation in accordance with the MUTCD, and in compliance with FHWA and Federal Railroad Administration (FRA) public crossing safety requirements. With use of Federal Section 130 Funding (approximately \$2 million annually) and Idaho's State Rail Protection Account funding (\$250,000 dedicated annually), the number of active at-grade crossings throughout the state continues to increase. Federal funding is anticipated to stay consistent for the near future years at \$2 million annually and State funding for the program is set at \$250,000 per Idaho Statute.

ITB Policy 4085 and ITD Administrative Policy 5085 provide the policy structure for Idaho's Rail-Highway Crossing Program.

A summary of projects is shown in the Project Metrics portion of this report for construction season “October 1, 2023 thru September 30, 2024” specifying the proposed safety device improvements.

Shown in the Leading Idaho Funding portion of this report, several projects were initiated, and some completed this last year utilizing these one-time increased State funds in the Rail-Highway crossing program. Projects utilizing these State funds were projected to go to construction during the 2023 construction season. Due to project delays in project planning, design, and scheduling, some of the projects are being delayed for construction. Construction is planned to happen as early as possible dependent on the State, Local Jurisdiction's and railroad's reviews and acceptance.

Educating motorist, cyclists, and pedestrians in the safe use at Crossings is provided by various entities including Idaho Operation Lifesaver (IOL). Education provided by IOL stresses that trains cannot turn left or right to avoid an object on the track and emphasizes the long distances required to stop a train (typically a combination of locomotives and rail cars) can be a mile or more depending upon train speed and total train weight. ITD supports IOL's educational activities through an annual State funded education-focused grant, membership on the IOL Board of Directors and providing the annual salary for the IOL State Coordinator position.

IOL works with law enforcement and railroad owners on numerous activities, such as: the Officer On A Train program, railroad right-of-way trespass violations and awareness, Adopt a Crossing program, short-length television and radio Public Service Announcements, participation in community events, social media postings, etc. To share the safety message as far and wide as possible, IOL uses a priceless tool -- Volunteers, who:

- Make presentations to schools, school bus drivers, trucking firms, and other interested parties.
- Operate informational booths at regional fairs, city/county safety events, and other public events.
- Engage with young and old via community parades and local events.

Program Structure

Reporting period for railway-highway crossing program funding.

For construction projects occurring in Federal Fiscal Year 2024 (October 1, 2023 – September 30, 2024).

Current proposed projects have an emphasis on improving safety at higher priority public rail-highway crossings, with most of those projects located on off-system/local roadways.

History.

In the fall of 2009, ITD established a team to nominate, prioritize and manage rail-highway crossing projects. This team, under the guidance of the ITD Rail-Highway Crossing Manager, is referred to as the ROaST - Rail Operations and Safety Team. Each of the six ITD districts are to be represented on the ROaST along with the Idaho Operation Lifesaver State Coordinator, Idaho Public Utilities Commission representative and an FHWA representative, with input and suggestions from local agencies, rail companies and subject matter experts from ITD's Planning and Development, Highway Design and Traffic Operations Sections. Meetings, conference calls, and group emails are used to discuss, prioritize, and schedule rail-highway safety projects. Field diagnostic reviews are completed which include pertinent stakeholders, i.e. ROaST member(s), law enforcement, railroad personnel, local road authority personnel, SMEs, etc.

Project Selection.

The Rail Operation and Safety Team (ROaST) is responsible for nominating, analyzing, selecting, and prioritizing grade crossing projects for the Rail-Highway Crossing Program.

FRA's Web Accident Prediction System (WBAPS) and, when sufficient data is available, a computerized Benefit Cost Ratio analysis program are being used to assist the ROaST with setting project priorities for the Rail-Highway Crossing Program.

ITD makes a concerted statewide team effort (via the ROAST) by meeting and/or conference calling quarterly to discuss programmed and proposed projects, address any potential project delay /advancement issues and make necessary adjustments to the programs. ITD includes outreach to the Local Highway Technical Assistance Council (LHTAC), cities, counties, highway districts, and MPOs for potential rail safety improvement projects on public off-system roadways. ITD frequently partners (cost sharing, labor donations, etc.) with railroad companies and local road authorities to maximize ITD's allotted Federal Section 130 and State Rail Protection Fund monies.

For the past several years, ITD has enjoyed and partnered with the Idaho Public Utilities Commission (IPUC), to accomplish the rail-highway crossing inventory data collection.

Summary of Idaho's Public Rail-Highway Crossings by classification.

Crossing CLASSIFICATION TYPE	NUMBER OF CROSSINGS
At-Grade Active Warning Devices	361
At-Grade Passive Warning Devices	806
Grade-Separated RR Under Road	85
Grade-Separated RR Over Road	58
Non-Motorized Active Warning Devices	0
Non-Motorized Passive Warning Devices	9

Rail-Highway Crossing Program effectiveness.

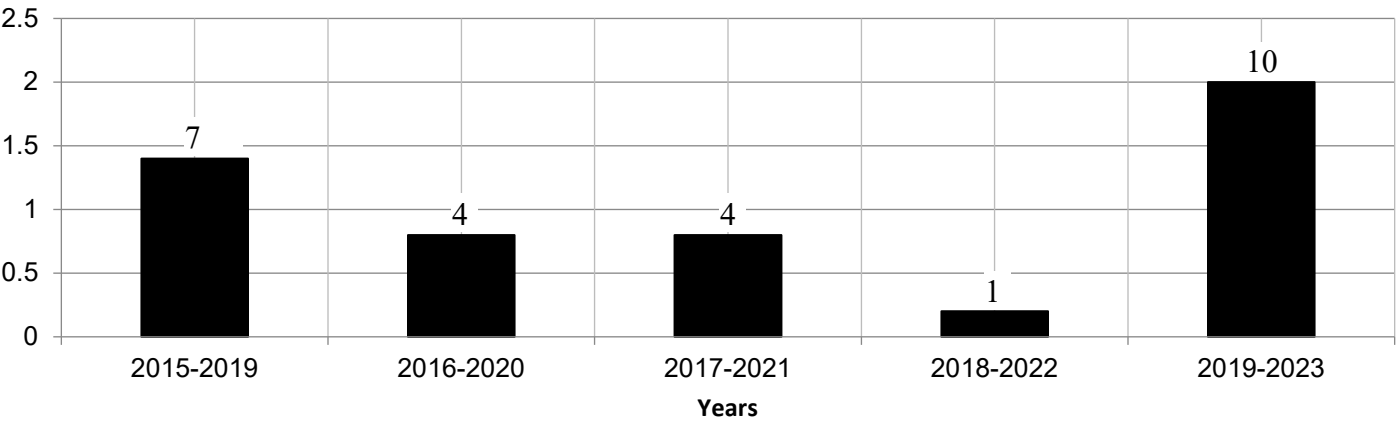
Closing public passive crossings especially where nearby alternative crossings exist has been a focus of the Rail-Highway Crossing Program for the last several years. The Section 130 increase to the crossing closure incentive allowance should prove beneficial to Idaho as the review of at-grade rail-highway crossings are identified for improvements or elimination.

Idaho is fortunate to have a low number of incidents and fatalities at rail-highway crossings. Combining Section 130 Program funds and Idaho's State Railroad Protection Fund, Idaho continues to see a decrease of incidents at the crossing locations where safety features have been installed.

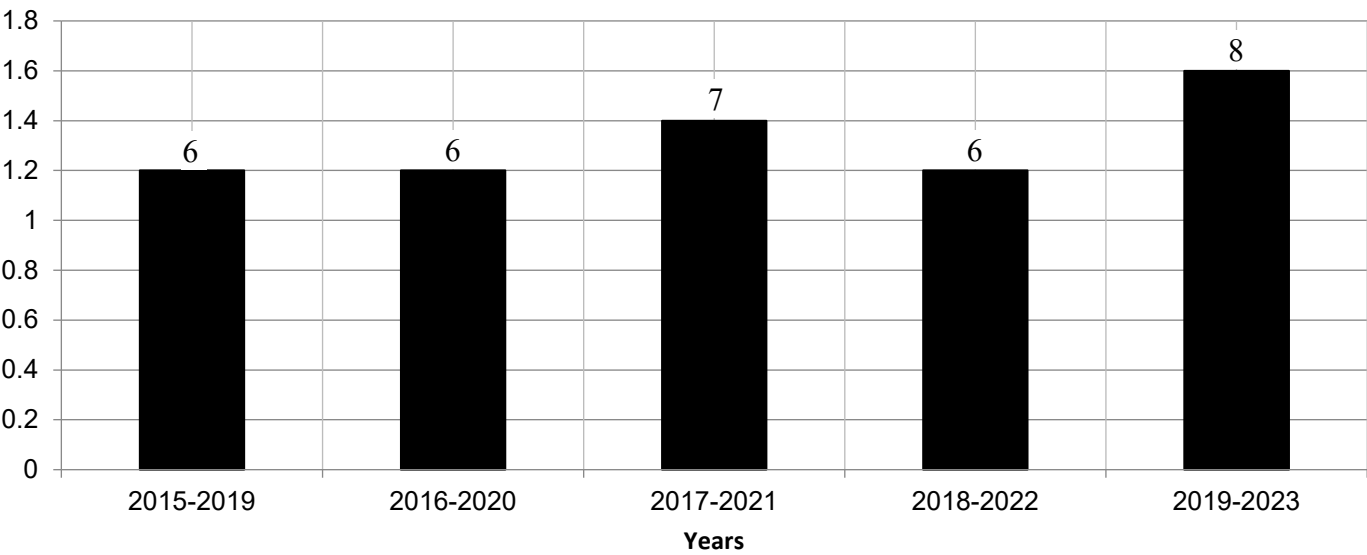
5-year Average Incident Statistics.

PERFORMANCE MEASURE	2015-2019 (5-yr avg)	2016-2020 (5-yr avg)	2017-2021 (5-yr avg)	2018-2022 (5-yr avg)	2019-2023 (5-yr avg)
Fatalities	1.40 ; 7	0.80 ; 4	0.80 ; 4	0.20 ; 1	2.00 ; 10
Serious Injuries	1.20 ; 6	1.20 ; 6	1.40 ; 7	1.20 ; 6	1.60 ; 8

**Fatalities at Railway-Highway Crossings
5-yr avg. Performance Measure Data**



**Serious Injuries at Railway-Highway Crossings
5-yr avg. Performance Measure Data**



As the graphs indicate, incidents have generally been declining over the years, with a slight uptick in the 2017-2021 and then a significant rise in 2019-2023 average statistics. The addition of safety features at public rail-highway crossings enhances public awareness of crossings and provides an extra level of safety for the traveling public.

Project Metrics

Projects obligated (Oct 1, 2023 – Sept 30, 2024) using RHCP funds for the reporting period.

PROJECT KEY NUMBER IDENTIFIER	LOCATION	USDOT CROSSING NUMBER	LAND USE/AREA TYPE	FUNCTIONAL CLASS	PROJECT TYPE	CROSSING TYPE	SECTION 130 FUNDS (\$)	NON-SECTION 130 FUNDING (\$)	TOTAL PROJECT COST (\$)
20359	OFFSYS, S Granite Lake BNSF RRX 058854F, Bonner Co	058854F		Local Road or Street	Active Grade Crossing Equipment Installation/Upg rade	At-Grade Passive Warning Devices	320,000		320,000
20394	STC-5820, N Idaho ST, UPRR RRX, Kootenai Co	662603A		Local Road or Street	Active Grade Crossing Equipment Installation/Upg rade	At-Grade Passive Warning Devices	592,000		592,000
20656	STC-7715, Woodland Dr, BNSF RRX 058725R, Sandpoint	058725R		Local Road or Street	Active Grade Crossing Equipment Installation/Upg rade	At-Grade Passive Warning Devices	385,000		385,000
23020	STC-3858, WEST 1 ST ST, INPR RRX 819917L, Fruitland	819917L		Local Road or Street	Active Grade Crossing Equipment Installation/Upg rade	At-Grade Passive Warning Devices	450,000	State 100,000	550,000
24292	STC-5770, Wisconsin ST RRX, BNSF/POVA, 058753U, Priest River	058753U		Major Collector	Crossing Approach Improvements	At-Grade Active Warning Devices	285,000		285,000
24293	OFFSYS, N 4TH Ave RRX Closure, UPRR, 819382P, Caldwell	819382P		Local Road or Street	Grade Crossing Elimination	At-Grade Active Warning Devices	260,000		260,000
24391	SH 38, Depot ST UPRR RRX 806610M, Malad City	806610M		Major Collector	Crossing Approach Improvements	At-Grade Active Warning Devices	0	State 695,000	695,000

PROJECT KEY NUMBER IDENTIFIER	LOCATION	USDOT CROSSING NUMBER	LAND USE/AREA TYPE	FUNCTIONAL CLASS	PROJECT TYPE	CROSSING TYPE	SECTION 130 FUNDS (\$)	NON-SECTION 130 FUNDING (\$)	TOTAL PROJECT COST (\$)
24613	SH 6, Rail Signs Upgrade, WIM Railway, Latah Co	Multiple		Multiple/Varies	Crossing Warning Sign And Pavement Marking Improvements	At-Grade Passive Warning Devices	0	State 10,000	10,000

Idaho Transportation Improvement Program (ITIP)

Rail-Highway Crossing Program 2025 – 2031 Projects

Key No.	Dist	RR Co.	Project Name	Budget \$ (1,000)	Program Year
20378	1	UPRR	STC-7219, N. Huetter Rd, UPRR RRX 662627N, Post Falls	410	2025
23018	1	BNSF	Offsys, Dayton Way, BNSF RRX 058700V, S of Bonners Ferry	600	2025
23828	1	UPRR	Iron Horse Road UPRR RRX 662561R, Eastport	450	2025
20723	3	UPRR	River Dock Rd, RRX 819406B, Washington County	410	2025
23971	3	UPRR	Offsys, S Cole Rd UPRR RRX 819327P, ADA County HD	670	2025
23391	6	EIRR	US20B, E Anderson & Holmes, EIRR RRX 811927P, Idaho Falls	400	2025
23376	1	MRL	River Lake Drive, RRX 091167K, Near Clark Fork	440	2026
23377	1	MRL	Fish Hatchery Rd, RRX 091166D, Near Clark Fork	440	2026
20355	3	UPRR	Look Lane, UPRR RRX 819387Y, Caldwell	525	2026
20537	3	UPRR / BVRR	Benjamin Lane, BVRR RRX 819604W, Ada County HD	350	2026
23375	4	UPRR	400 E, UPRR RRX 812796S, West of Minidoka	350	2026
20504	1	UPRR	STC-5908, School House Rd, UPRR RRX 662665X, Boundary County	310	2027
23372	1	UPRR	SH200, UPRR RRX 662551K, S. Ponderay	700	2027
23380	1	UPRR	Offsys, Blume Hill Rd, UPRR RRX 662674W, Bonner Ferry	600	2027
23787	1	BNSF	Offsys, Selle Rd., BNSF RRX 058721N, Ponderay	500	2027
23381	1	UPRR	Offsys, Culburn Culver, UPRR RRX 662557B, N of Sandpoint	200	2028
23788	1	UPRR	STC-5804, Lions Den Rd, UPRR RRX 662646T, Bonners Ferry	500	2028
23374	4	UPRR	Offsys, 400 W, UPRR RRX 812803A, Minidoka County	400	2028
23383	4	EIRR	SH46, EIRR RRX 818893W, Wendell	400	2028
23373	6	UPRR	SH43, UPRR RRX 906443S, Ucon Connector	100	2028
23384	6	EIRR	STP-7056, 25 th E, EIRR RRX 812105G, Bonneville County	100	2028
23385	6	UPRR	Offsys, Cemetery Rd (5 th St), UPRR RRX 812386T, Dubois	150	2028
24294	3	UPRR	SMA-3051, N Black Cat Rd, UPRR/BVRR RRX 819582Y, Meridian	600	2029
24295	3	UPRR	STC-8716, N 7TH Avenue, UPRR RRX 819455X, City of Payette	900	2029
19930	5	UPRR	STC-1764, Park Street, UPRR RRX 811315T, Inkom	405	2029
20358	3	UPRR	Offsys, Lemp Lane, UPRR RRX 819302U, Notus-Parma HD	330	2030
23378	3	UPRR	NHS-8523, Cherry Lane, UPRR RRX 818670F, City of Nampa	850	2030
23016	4	UPRR	Offsys, N 800 E, UPRR RRX 812404N, Minidoka HD	590	2030

Leading Idaho Funding (\$8M)

Idaho's Rail-Highway Crossing Program more than quintupled in financial size for Fiscal Year 2023 with the addition of \$8 million in State Leading Idaho Initiatives funding.

In 2022 the Idaho State Legislature, with the Governor's approval, provided an additional \$8 million for use towards safety enhancements at public rail-highway crossings. This provided funding for the Rail-Highway Crossing Safety Program, which was used to advance projects already in the program, accommodate project cost increases and the addition of several new projects statewide.

At the September 22, 2022 and October 20, 2022 ITB meetings the following projects were advanced, budgets adjusted, and seven new added projects received approval for inclusion in the FY2023-2029 Idaho Transportation Improvement Plan. Construction of these projects were funded by Governor Little's Leading Idaho Initiative, which dedicated \$8 Million in one-time funds to the Idaho Rail-Highway Crossing Program for State Fiscal Year 2023.

Key No.	Dist.	RR Co.	Project Name	Budget \$(1,000)	Project Status
20621	1	UPRR	Elmira Rd, Sandpoint, #662656Y	500	2
22035	1	UPRR	Atlas Rd, Hayden, DOT#662629C	500	2
23828	1	UPRR	Iron Horse Rd, Eastport, #662561R	400	3
23949	1	STMA	N 10 th St, St. Maries, #396298J	200	2
23020	3	INPR	W 1 st St, Fruitland #819917L (Consultant Design Contract)	100	4
23379	3	UPRR	Karcher Rd, Nampa, #818662N	750	3
23950	3	UPRR	Deb Lane Closure, Wilder, #819307D	450	1
23371	4	EIRR	SH24, Acequia, #819025M	700	5
23951	4	EIRR	Hankins Rd/N3200E, Near Twin Falls #819146K	300	5
23952	4	EIRR	N 3400 E, Kimberly, #819143P	500	5
23953	5	UPRR	New Day Parkway, Chubbuck, #811540K	1,000	3
23954	5	UPRR	Chubbuck Rd, Chubbuck, #811539R	850	3
23369	6	UPRR	US20B & Birch St Over Height Detection, Idaho Falls	600	2
23370	6	EIRR	US26, Near Iona Rd, #812104A	550	4

PROJECT STATUS LEGEND

- 1 – In construction
- 2 – Agreement in place, waiting for construction
- 3 – Design completed - Agreement in process for signatures
- 4 – Design/Agreement in process of development
- 5 - Complete



Board Agenda Item

ITD 2210 (Rev. 12-23)

Meeting Date November 13, 2024

No Presentation: Consent Item ☐ Informational Calendar Item ☐

Presentation: Informational ☒ Action with Resolution ☐ Time Needed: 20 min

Presenter's Name Ned Parrish / Amanda Laib	Presenter's Title Research Program Manager/Research Analyst
Preparer's Name Ned Parrish	Preparer's Title Research Program Manager

Subject

Annual Update on ITD's Research Program		
Key Number N/A	District N/A	Route Number N/A

Background Information

The Research Program Manager Ned Parrish and Sr. Research Analyst Amanda Laib will provide an annual update on the Department's Research Program. The presentation will provide a brief overview of the program (funding, project selection process, etc.), highlight active research projects and projects completed in FFY 2024, and outline new projects planned for FFY 2025.

The Research Program is supported with Federal State Planning and Research (SPR) funding and the associated state match (80/20). For FFY 2025, a total of \$2.59 million is budgeted for program costs.

Research and pooled fund projects supported by the Research Program must have an ITD management sponsor and are prioritized for funding by ITD's Research Advisory Council, which reviews all research and pooled fund requests. Research Program staff develop a detailed annual work program, which is approved by the Highways Division Administrators and by FHWA's Idaho Division Office.

The update also includes two research projects showcased by the project sponsor/project manager for current and recently completed projects. Michael Johnson will talk briefly about research concerning a promising precast pier system that has been tested with Research Program funding. Margaret Pridmore will discuss research efforts to develop tools for estimating Average Annual Daily Traffic (AADT) for local roads in Idaho.

Recommendations *(Action items require a resolution)*

--



Board Agenda Item

ITD 2210 (Rev. 12-23)

Meeting Date November 13, 2024

No Presentation: Consent Item ☐ Informational Calendar Item ☐

Presentation: Informational ☒ Action with Resolution ☐ Time Needed: 15 min

Presenter's Name Randy Danner / Kimberly Tkacs	Presenter's Title Employee Safety & Risk Manager / SIF
Preparer's Name Randy Danner	Preparer's Title Employee Safety & Risk Manager

Subject

Employee Safety Program Update		
Key Number	District	Route Number

Background Information

In keeping with Board Policy 4056, the Idaho Transportation Board shall review the Employee Safety and Risk Management Program and the Department's safety record each year.

This presentation will inform the Board on the current status of the Employee Safety Program, recent initiatives and results. A guest speaker from SIF Idaho Workers' Compensation will provide context on a recent records audit and visit to the Department.

Recommendations *(Action items require a resolution)*

--



Board Agenda Item

ITD 2210 (Rev. 12-23)

Meeting Date 11/13/24

No Presentation: Consent Item ☐ Informational Calendar Item ☐

Presentation: Informational ☐ Action with Resolution ☒ Time Needed: 5 min.

Presenter's Name Doral J. Hoff, P.E.	Presenter's Title District 2, District Engineer
Preparer's Name Jesse S. Webb, P.E.	Preparer's Title District 2, Design/Construct. Engr.

Subject

Board Unallocated Funding Request for SH-14 Between Peasley Creek and Elk City		
Key Number TBD	District 2	Route Number SH-14

Background Information

District 2 is recommending a project on SH-14 between Peasley Creek and Elk City for the use of Board Unallocated Funding.

This project is on SH-14 between Mile Post 23 and Mile Post 33. This project is for pavement restoration of the traveling roadway surface.

The condition of this highway is a concern for the surrounding communities and traveling public in this rural remote location. The project will mill and re-pave, with hot mix asphalt, the roadway surface of SH-14 to provide a smoother road condition and make for safer travel.

The estimated cost for this request is \$2,200,000 using FY25 Board Unallocated Funds.

Recommendations *(Action items require a resolution)*

Approve resolution on page 89.

IDAHO TRANSPORTATION BOARD
STATE FUNDED UNALLOCATED ACCOUNT

State Fiscal Year 2025
as of 11/4/2024 , following Board approval

				Beginning Balance	\$ 10,000,000
<u>Date</u>	<u>District</u>	<u>Key No.</u>	<u>Project Route, Name</u>	<u>Cost</u>	
08/22/24	6	24745	US 20, ELK CREEK INTERSECTION SIGNAL IMPROVEMENTS	\$ 2,000,000	
09/19/24	2	24749	US 12 & SH 3, GWEN FIRE RECOVERY	\$ 111,000	
09/19/24	3	24750	SH 21, WAPITI FIRE REPAIR	\$ 2,100,000	
REQUEST	2	NEW	SH 14, MP 23 TO 33 ROADWAY RESTORATION	\$ 2,200,000	
				Total	\$ 6,411,000
				Ending Balance	\$ 3,589,000

RES. NO. WHEREAS, the Idaho Transportation Board is authorized to expend funds appropriated for construction, maintenance and improvement of state highways; and

WHEREAS, the Board is charged with considering the safety and convenience of the highway users; and

WHEREAS, it is the intent of the Board to effectively utilize all available federal, state, and local funding.

NOW THEREFORE BE IT RESOLVED, that Board approves the SH-14, Mile Post 23 to Mile Post 33, Surface Rehabilitation/Grind and Inlay project, Idaho County be added to FY25 of the FY25-FY31 ITIP using FY25 Board Unallocated Funding for a total project cost of \$2,200,000.

BE IT FURTHER RESOLVED, that the Board authorizes staff to adjust the program and amend the FY25 - 31 ITIP accordingly.



Board Agenda Item

ITD 2210 (Rev. 12-23)

Meeting Date 11-13-2024

No Presentation: Consent Item ☐ Informational Calendar Item ☐

Presentation: Informational ☒ Action with Resolution ☐ Time Needed: 15 min

Presenter's Name John Pocock	Presenter's Title Trucking Advisory Council Chairman
Preparer's Name Heather Fleck	Preparer's Title DMV Stakeholder Engagement

Subject

Trucking Advisory Council Annual Report		
Key Number	District	Route Number

Background Information

As per Board Policy 4042, Trucking Advisory Council is required to present an annual report to the Idaho Transportation Board.

Trucking Advisory Council Chairman John Pocock will present the annual report.

The Trucking Advisory Council members are:

Chairman – John Pocock - District 6
Member – Frank Buell - District 1
Member – Tim Christopherson - District 2
Member – Tony Black - District 3
Member – Kevin Iversen - District 4
Member – Dave McNabb - District 5
Member – Troy Thurgood - District 6

Recommendations *(Action items require a resolution)*

--